



people's panel



People's Panel survey – Dogs on beaches

April 2016

1. Table of contents

1.	Table of contents.....	2
2.	Key findings	3
3.	Background.....	5
3.1	Survey background.....	5
3.2	How results will be used	5
3.3	Methodology	6
3.4	About the People’s Panel	6
4.	Survey results	7
4.1	Activities at the Beach	7
4.2	Using the Beach during Summer	9
4.3	Dog Access Rules in Summer	17
4.4	Using the Beach During Winter.....	25
4.5	Dog Access Rules in Winter	31
4.6	General Views & Main Concerns	39
	Appendix I Respondent profile	43

2. Key findings

Key findings

The beaches and foreshores assessed for dog access in this study range from sandy beaches to muddy foreshores. This report shows aggregated results and has been compiled for the purposes of reporting back to the People's Panel. Local board areas are only mentioned if the results were significantly different from the overall usage and attitudes.

Activities at the beach:

- Almost all panellists engage in summer activities at the beach (91%). Many begin their activities during the end of the year (24% in December, and 18% in November), while a quarter never stop these sorts of activities (23%).

Using the beach during summer:

- Among those who are usually at the beach first thing or midmorning during summer weekends, most said it was not busy (78% and 61%). Between 5pm and 6pm, 35% said it was not busy, and 28% said it was busy. In the early evening or after 7pm, around half said it was not busy (45% and 53%).

Dog Access Rules in summer:

- 36% thought summer rules for dog access to beaches / foreshores should begin with daylight saving, and 20% think they should start from first of December.
- After 9am half of respondents wanted dogs to be on leash on the beach, while before 9am over half thought dogs off leash was acceptable (54%).
- The top reason given for wanting the summer rules was that a lot of people like to walk their dogs at the beach (53%). 42% said dog owners were generally able to control their dogs, 41% said they were generally considerate of other beach users, and 39% said they generally picked up their dog's poo. 39% mentioned a lot of people at the beach, and 32% mentioned birdlife and other wildlife in the area as a reason for their views on summer rules.
- 52% said they do not know the current rules for dog access in the summer periods.

Using the beach during winter:

- Among those who were usually at the beach first thing or midmorning during winter weekends, most said it was not busy (87% and 74%). Late afternoon or early evening during winter weekends, over two thirds of users said it was not busy (68% and 71%). After 7pm during winter weekends, 75% said it was not busy.

Dog Access Rules in winter:

- 37% thought winter rules for dog access to beaches and foreshores should begin when daylight saving ends.

- Similar to summer, close to half or more of beach users wanted off leash times before 9am and after 6pm in winter. On leash was still favoured on the beach the rest of the day in winter.
- Again, the top reason for wanting the particular winter rules was that a lot of people like to walk their dogs at the beach (58%). 44% said that the beach was generally quiet, 41% said dog owners were generally able to control their dogs, 38% said they were generally considerate of other beach users, and 37% said they generally picked up their dog's poo.
- Similar to awareness of summer rules, 56% do not know the current rules for dog access in the winter periods.

General views and major concerns about dogs on beaches:

- 50% claim they usually don't mind if dogs come up to them when at a beach or park, while 29% said they don't want dogs to come up to them. 20% said they like it when dogs come up to them, and 16% say they are nervous when they are approached by a dog.
- 46% said they had not been concerned or upset at all by the behaviour of dogs at beaches or parks, 21% said they had rarely been concerned or upset, 20% said they had sometimes been, and 8% said they had been many times.
- Among those who have been concerned or upset by the behaviour of dogs at beaches or parks, 63% said owners did not try to control their dogs and were unaware or unconcerned that their dog was causing a problem. Over half said owners did not clean up after their dogs (57%), were not able to control their dogs (56%), and/or ignored rules (52%).
- When asked how they would define an under control dog, 66% defined this as the dog being obedient, under constant owner supervision, close by their owner's side, and instantly responding to commands regardless of distractions. 40% mentioned a leash, and 20% said they should be calm, approachable, well socialised to people and other dogs, and know how to behave properly.

3. Background

3.1 Survey background

In 2016 the following local boards are reviewing the dog access rules in their area:

- Puketāpapa
- Papakura
- Henderson Massey
- Great Barrier
- Howick
- Maungakiekie Tāmaki
- Ōtara Papatoetoe
- Whau

To help inform their decision making these local boards wanted to ask members of their communities when they go to the beach, how busy beaches are, preferences around dog access rules, and about any concerns around having dogs on beaches.

Aucklanders were able to have their say in two ways:

- A survey sent to People's Panel members from the eight Local Boards (above)
- The survey was also made available on ShapeAuckland for members of the general public

The following report summarises the key results and comments from this survey. The beaches and foreshores assessed for dog access in this study range from sandy beaches to muddy foreshores. This report shows aggregated results and has been compiled for the purposes of reporting back to the People's Panel. Local board areas are only mentioned if the results were significantly different from the overall usage and attitudes. The results from this survey for each local board, are contained in Attachment 4 of the Statement of Proposals at [ShapeAuckland](#) during the consultation period, which closes 17 July 2016.

3.2 How results will be used

Feedback from the People's Panel and Shape Auckland will help the Local Boards understand whether the current rules are reasonable, or whether they need some changes.

If the local boards do decide to propose changes as a result of survey findings and other informal feedback, this will be publically consulted on in July. At this point the community will have the chance to have their say before a final decision is made.

3.3 Methodology

The survey was open from 22nd February to 13th March 2016. It was sent to panellists who lived in the above Local Board areas, it was also made available on www.ShapeAuckland.co.nz.

One reminder was sent to panellists who had not responded. In total 1,701 completed surveys were received. This was made up of 1312 People's Panel responses and 389 responses via ShapeAuckland.

Results in charts and tables may not sum to 100% because multiple responses were allowed for some questions and/or as a result of rounding.

3.4 About the People's Panel

The People's Panel aims to provide an opportunity for Aucklanders to get involved with a range of council issues, giving feedback by regularly completing online surveys and getting involved with focus groups and other activities as needed.

The panel ideally supplements other research, consultation and engagement activities used to provide public perceptions to help inform decision-making processes. Panellists are recruited to be 'typical' members of the public – that is they include members of the public who come from a range of backgrounds and a range of levels of involvement with the council.

At the time of surveying there were over 22,000 people registered with the panel, with representation from residents of each local board area and by age group and ethnicity. The People's Panel is not yet representative of the wider Auckland population and on-going recruitment is conducted to improve participation from particular areas, age groups and ethnicities.

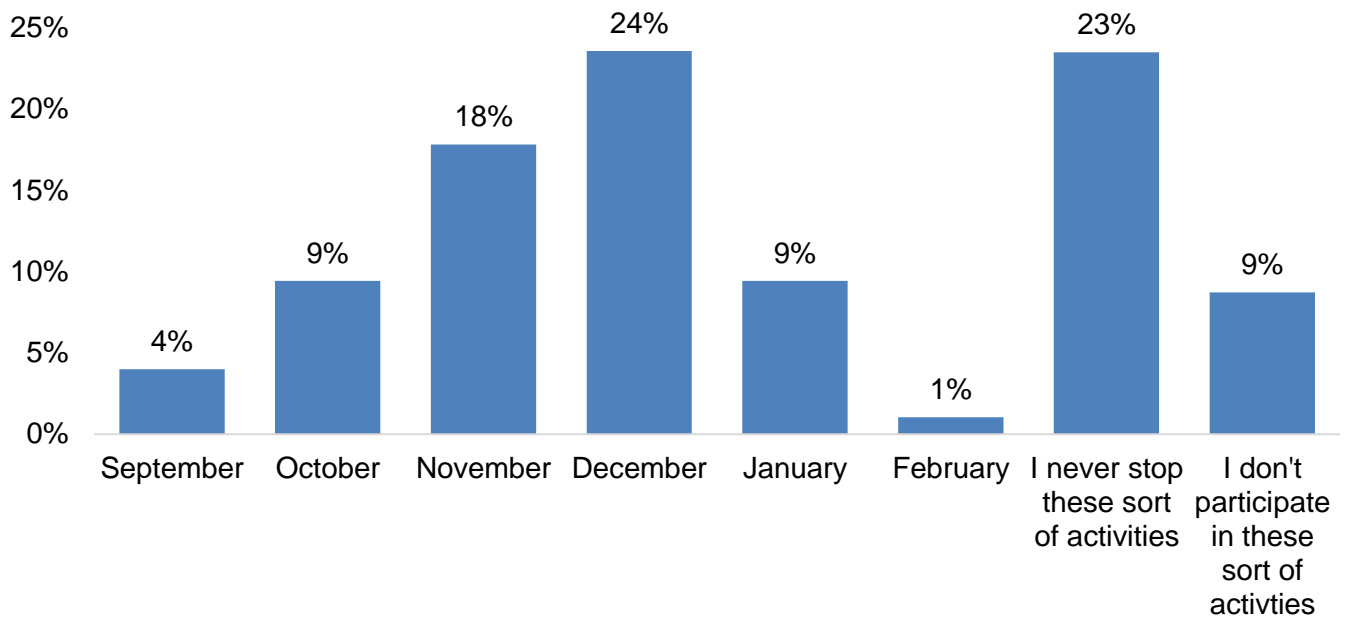
For more information about the People's Panel visit www.aucklandcouncil.govt.nz/peoplespanel

4. Survey results

4.1 Activities at the Beach

Beach and foreshore use tends to be different in warmer vs. colder months.

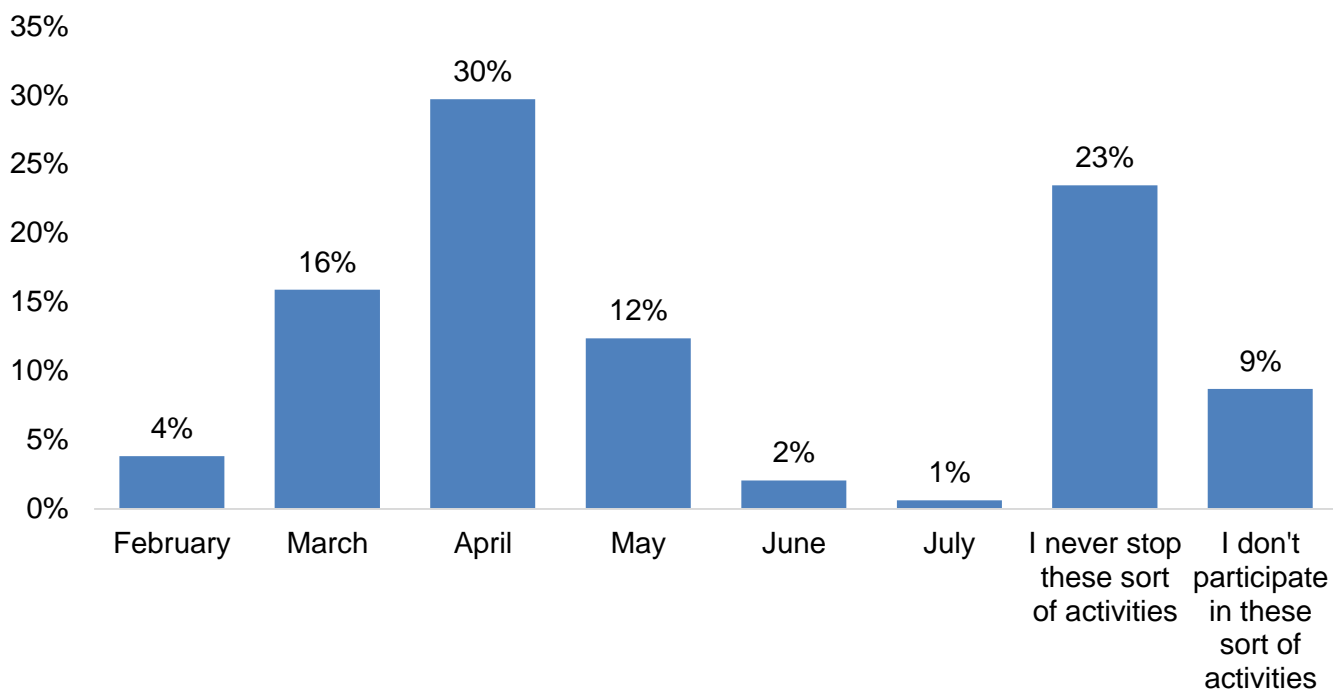
Q2A. In general, when do you **begin 'summer activities' on the beach or foreshore areas e.g. swimming, sunbathing, picnics, playing on the sand?**



Base: Panellists who have visited one of the listed beaches / foreshore areas in the last year n=1252.

Almost all panellists engage in summer activities at the beach (91%). Many begin their activities during the end of the year (24% in December, and 18% in November), while a quarter never stop these sorts of activities (23%).

Q2B. In general, when do you stop 'summer activities' at the beach / foreshore, e.g. swimming, sunbathing, picnics, playing with the sand?



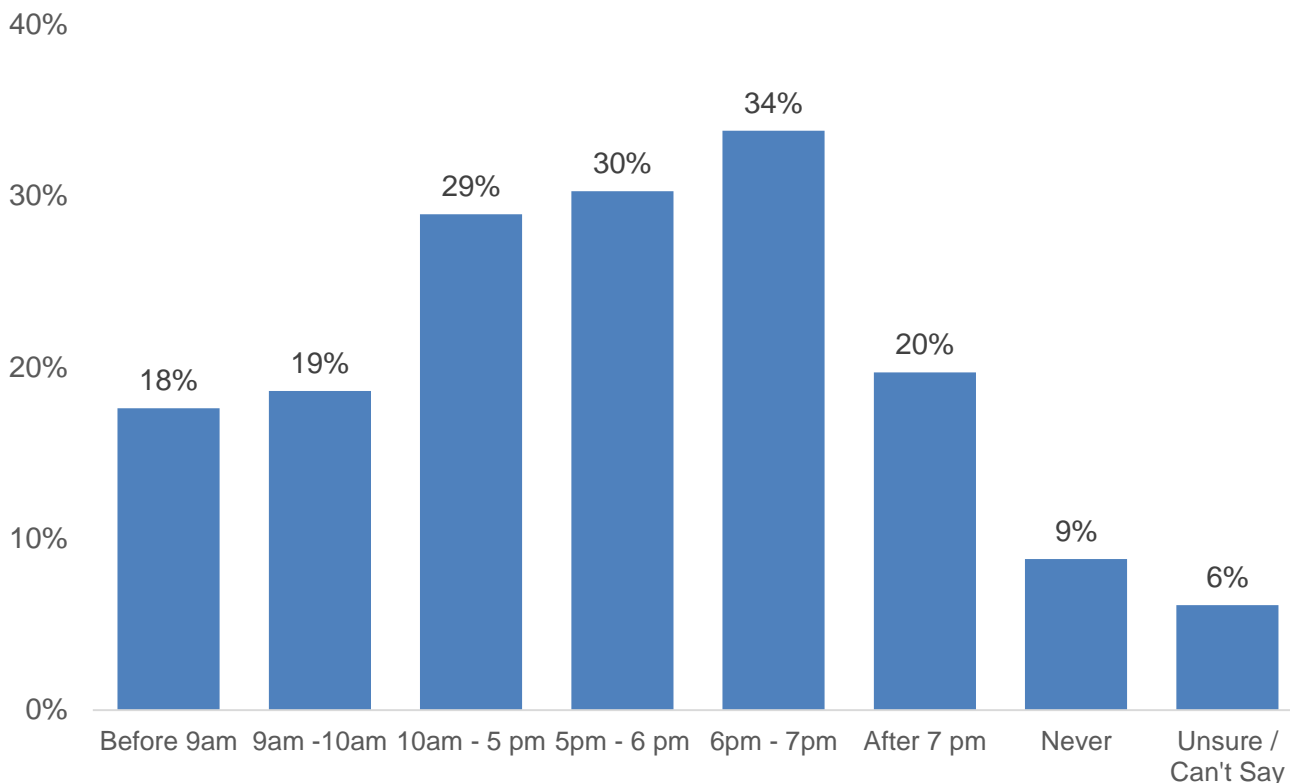
Base: Panellists who have visited one of the listed beaches / foreshore areas in the last year n=1252.

While a quarter never stop their summer activities at the beach, many stop in the first half of the year (16% in March, 30% in April, and 12% in May).

4.2 Using the Beach during Summer

Q4A. What times of the day are you usually at the beach in the summer months?

During Weekdays



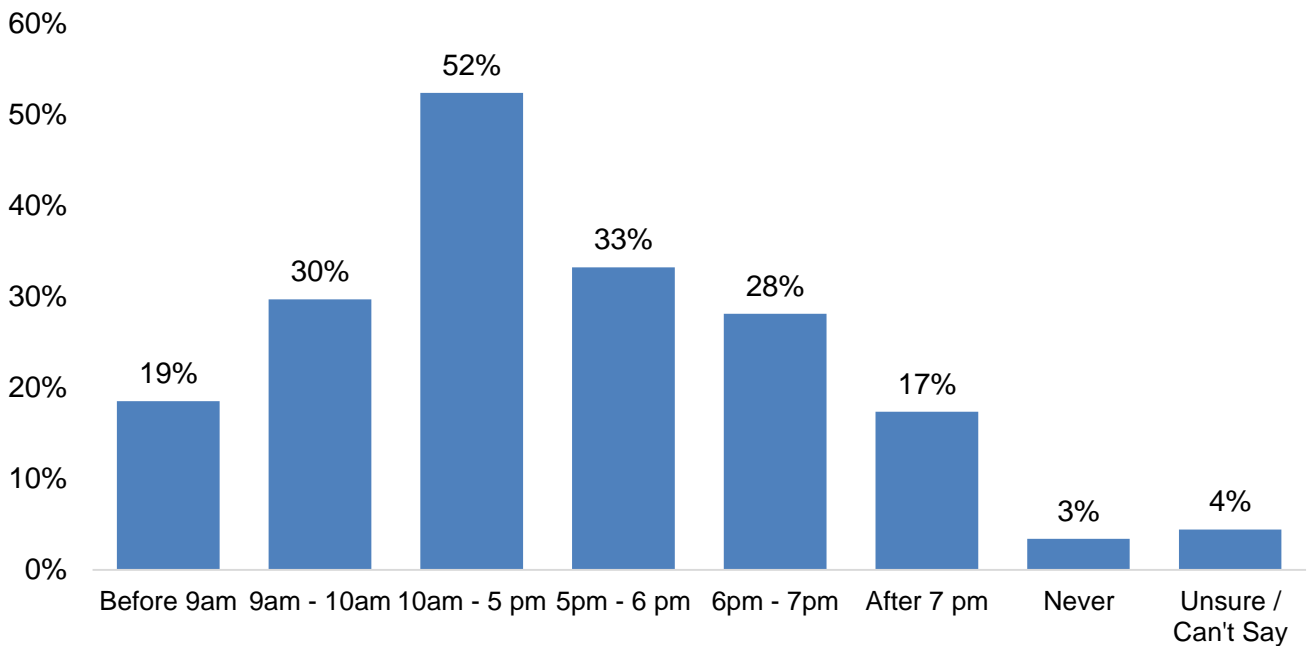
Base: Panellists who said they visited a particular beach most often during the summer n=1192. Multiple responses were allowed, responses add to over 100%.

During summer weekdays there is a reasonably even spread of visiting times, with around a fifth saying they were usually at the beach first thing (18%), or midmorning (19%). Over a quarter said they visited in the middle of the day (29%), a third in the late afternoon (30%), another third in the early evening (34%), and a fifth after 7pm (20%).

Those living in the Great Barrier local board area were more likely to visit the beach first thing (42%), midmorning (45%), and the middle of the day (79%). Those living in the Maungakiekie-Tāmaki local board area were less likely to visit the beach in the middle of the day (20%), and those living in Whau were less likely to visit first thing (7%).

Dog owners were less likely to visit the beach during the middle of the day (24%).

During Weekend



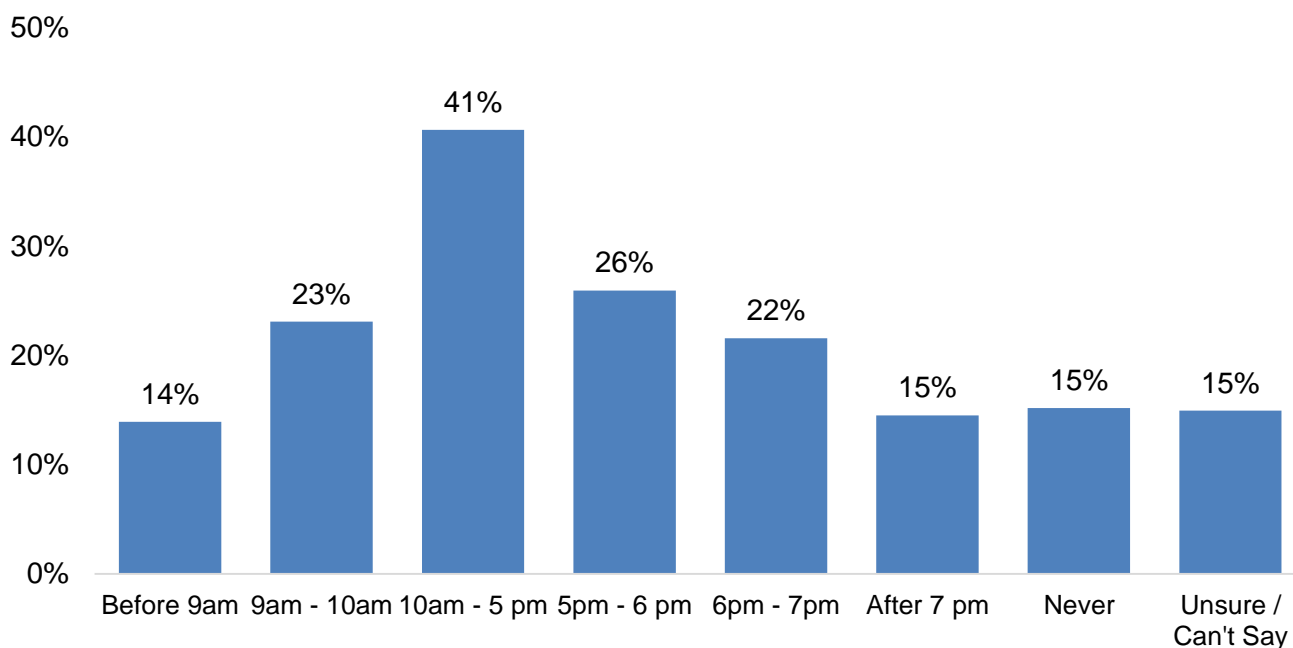
Base: Panellists who said they visited a particular beach most often during the summer n=1191. Multiple responses were allowed, responses add to over 100%.

During summer weekends, over half visit the beach in the middle of the day (52%).

Visiting times by local board area remained similar to summer weekdays, with those living in the Great Barrier area more likely to visit the beach first thing (38%), midmorning (53%), the middle of the day (78%), or after 7pm (38%) during the summer weekends. Those living in the Maungakiekie-Tāmaki area were more likely to visit midmorning (39%), late afternoon (42%), or early evening (38%).

Again, dog owners were less likely to visit the beach during the middle of the day (47%).

During Holidays

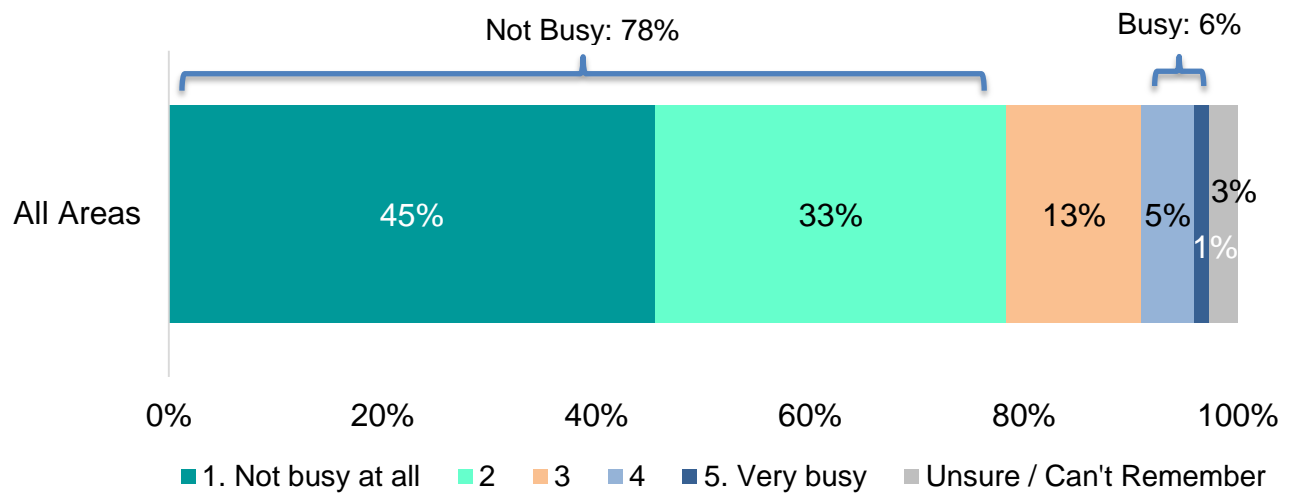


Base: Panellists who said they visited a particular beach most often during the summer n=1191. Multiple responses were allowed, responses add to over 100%.

Following a similar pattern to summer weekends, nearly half visit the beach in the middle of the day during summer holidays (41%). Unlike summer weekends however, a few panellists said they never visit the beach during the summer holidays (15%).

Those living in the Great Barrier area were more likely than those in other areas to visit the beach at all times during the day, apart from early evening. Again, those living in the Maungakiekie-Tāmaki area were more likely to visit midmorning (30%), late afternoon (30%), or early evening (21%), and those living in Whau were less likely to visit first thing (7%).

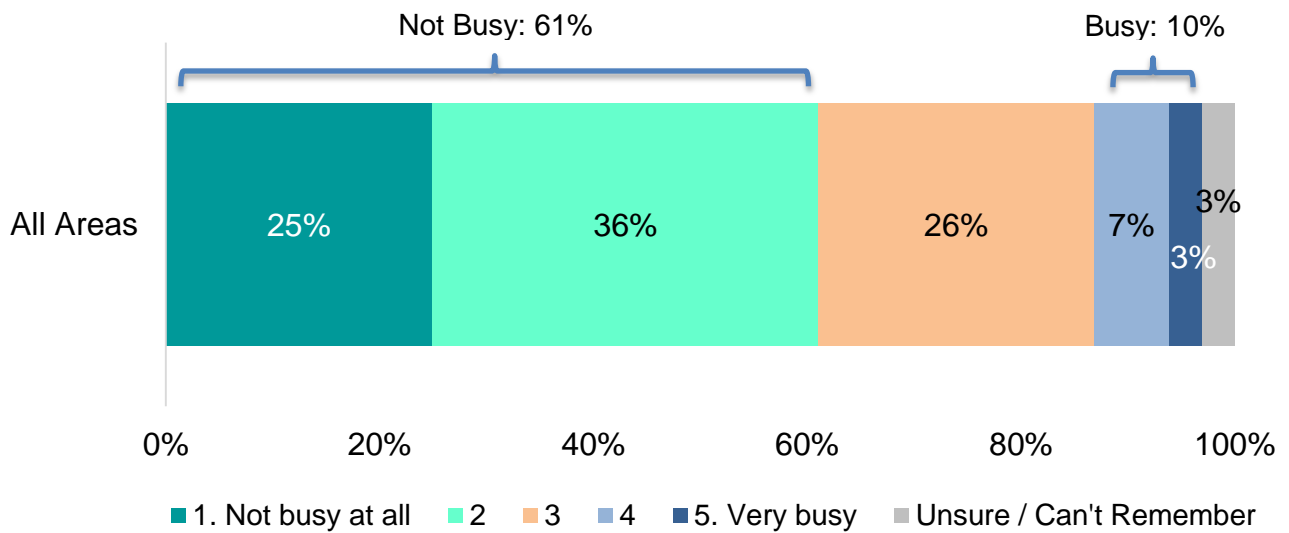
Q4B. Approximately, how busy is the beach when you are there before 9am during summer weekends?



Base: Panellists who were usually at the beach before 9am during summer weekends n=222.

Among those who are usually at the beach first thing during summer weekends, most said it was not busy (78%), with 45% saying it was not busy at all.

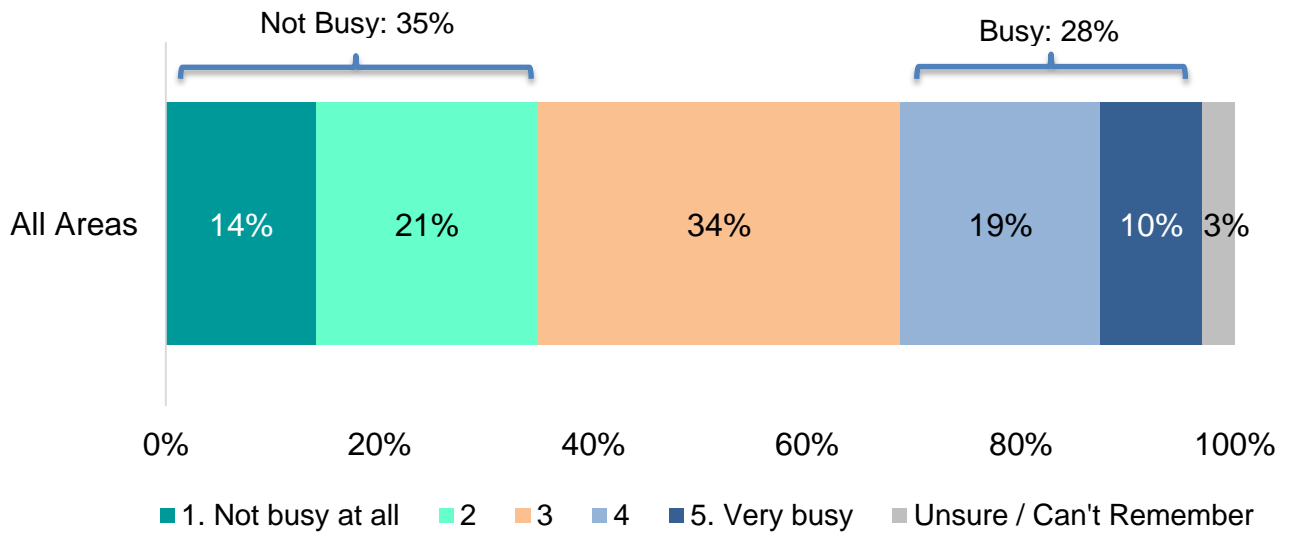
Q4C. Approximately, how busy is the beach when you are there between 9am and 10am during summer weekends?



Base: Panellists who were usually at the beach between 9am and 10am during summer weekends n=357.

Among those who are usually at the beach midmorning during summer weekends, three in five said it was not busy (61%), including 25% who said it was not busy at all.

Q4D. Approximately, how busy is the beach when you are there between 5pm and 6pm during summer weekends?

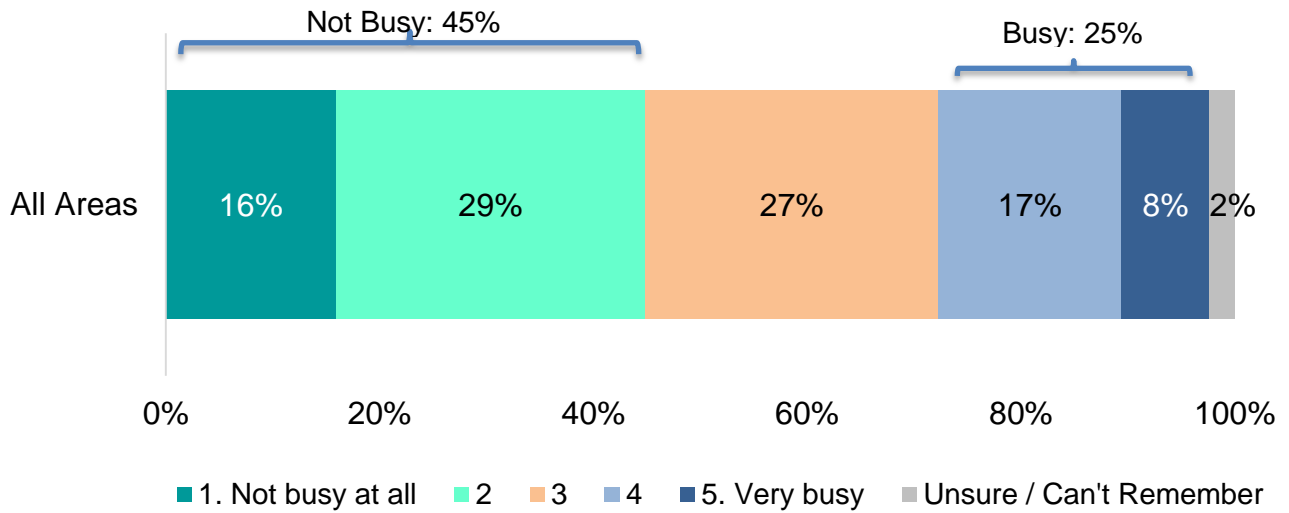


Base: Panellists who were usually at the beach between 5pm and 6pm during summer weekends n=397.

Panellist views on how busy the beach was between 5pm and 6pm during summer weekends were quite mixed. Among those who are usually at the beach during this time, over a third said it was not busy (35%), and over a quarter said it was busy (28%).

Those living in the Howick area were more likely to say the beach was very busy during this time (18%).

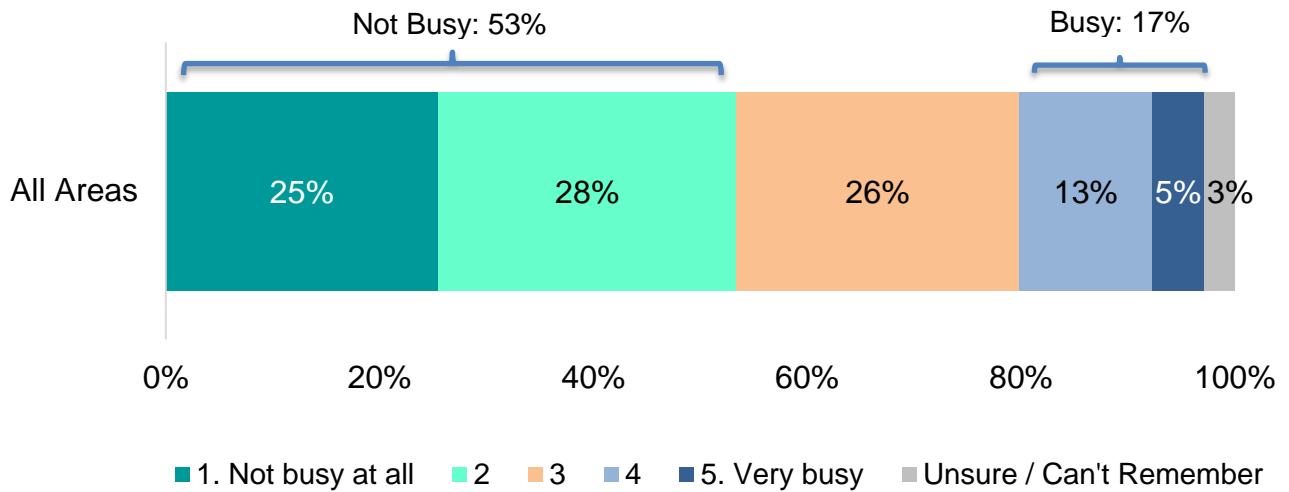
Q4E. Approximately, how busy is the beach when you are there between 6pm and 7pm during summer weekends?



Base: Panellists who were usually at the beach between 6pm and 7pm during summer weekends n=339.

Among those who are usually at the beach in the early evening during summer weekends, nearly half said it was not busy (45%), and a quarter said it was busy (25%).

Q4F. Approximately, how busy is the beach when you are there after 7pm during summer weekends?



Base: Panellists who were usually at the beach after 7pm during summer weekends n=208.

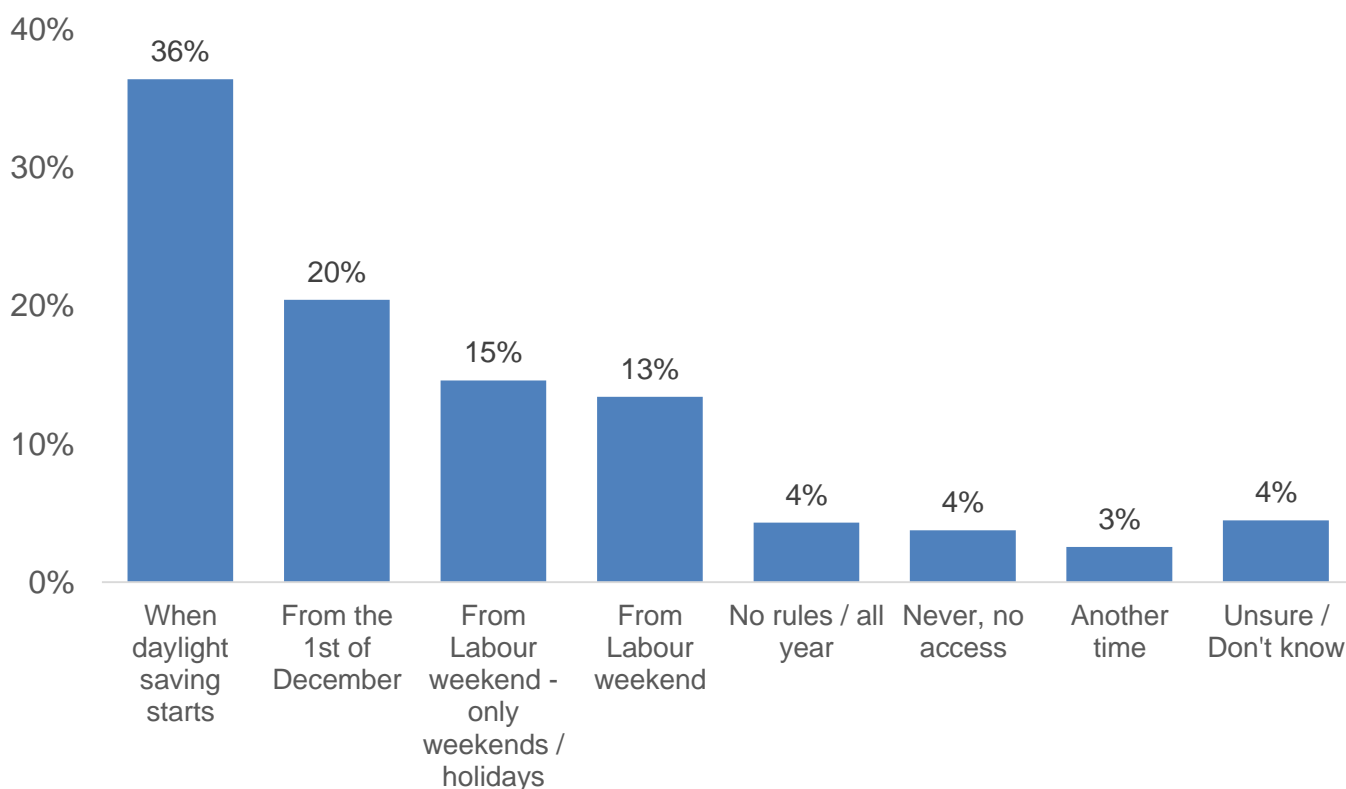
Among those who are usually at the beach after 7pm during summer weekends, over half said it was not busy (53%), with quarter saying it was not busy at all (25%).

4.3 Dog Access Rules in Summer

As beach and foreshore use tends to differ in summer and winter months, rules around dog access can vary around these times too.

Summer rules for dog access tend to be **more restrictive** than winter rules.

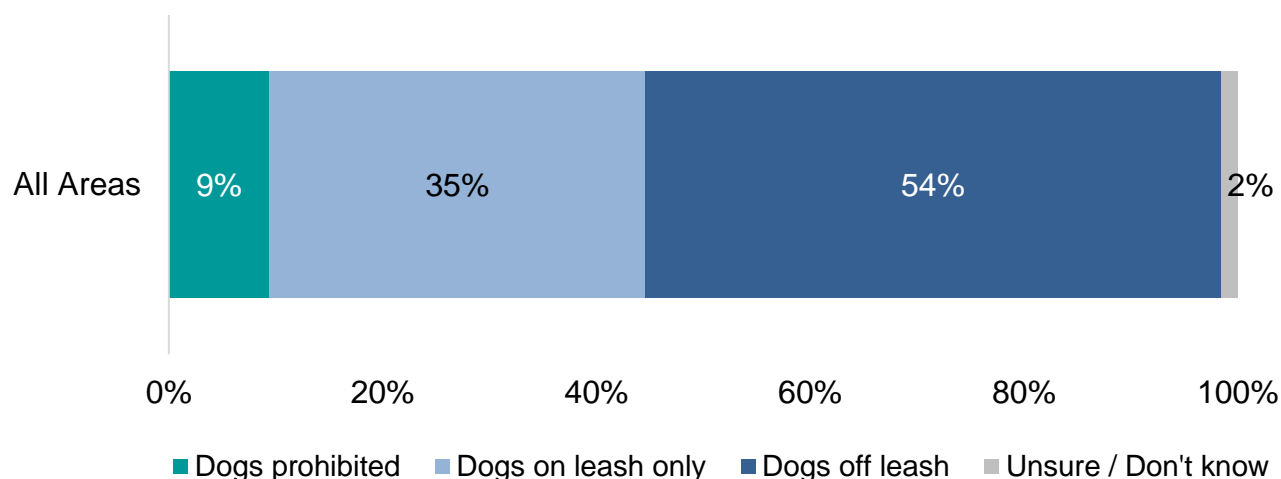
Q3A. When do you think the 'summer' rules for dog access to beaches / foreshores should begin?



Base: Panellists who have visited one of the listed beaches / foreshore areas in the last year n=1252.

A third of panellists thought summer rules for dog access to beaches / foreshores should begin when daylight saving starts (36%) while a fifth think it should start from the first of December (20%).

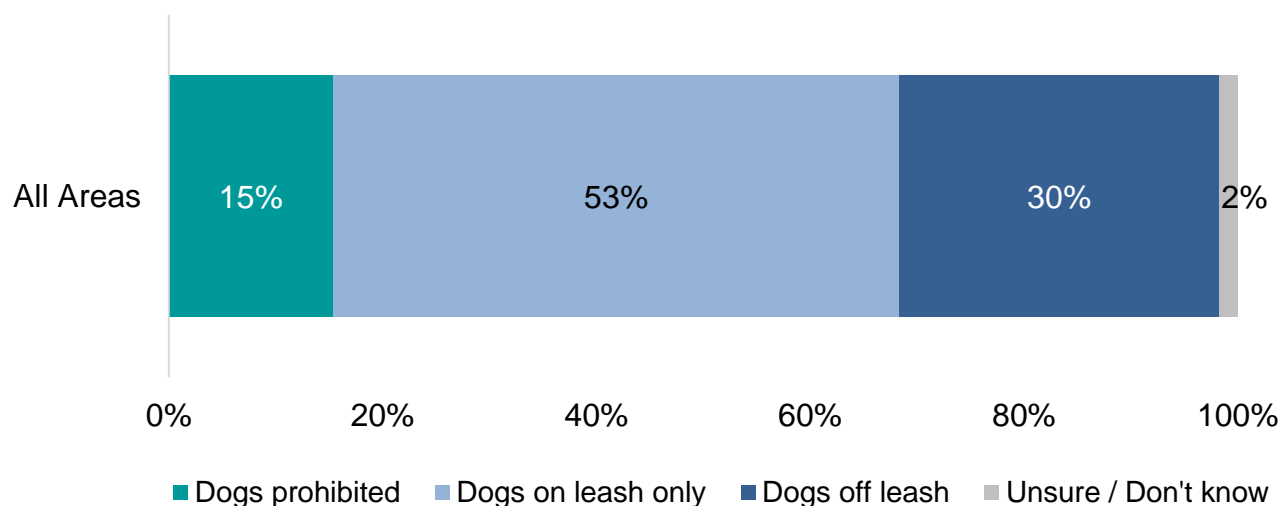
Q5Ai. What dog access rules do you think should be put in place before 9am in summer?



Base: Panellists who said they visited a particular beach most often during the summer n=1191.

Over half of panellists thought dogs should be allowed off leash on the beach before 9am in summer (54%), while a little over a third thought they should be allowed on leash (35%). Only a few thought they should be prohibited during this time (9%).

Q5Aii. What dog access rules do you think should be put in place between 9am and 10am in summer?

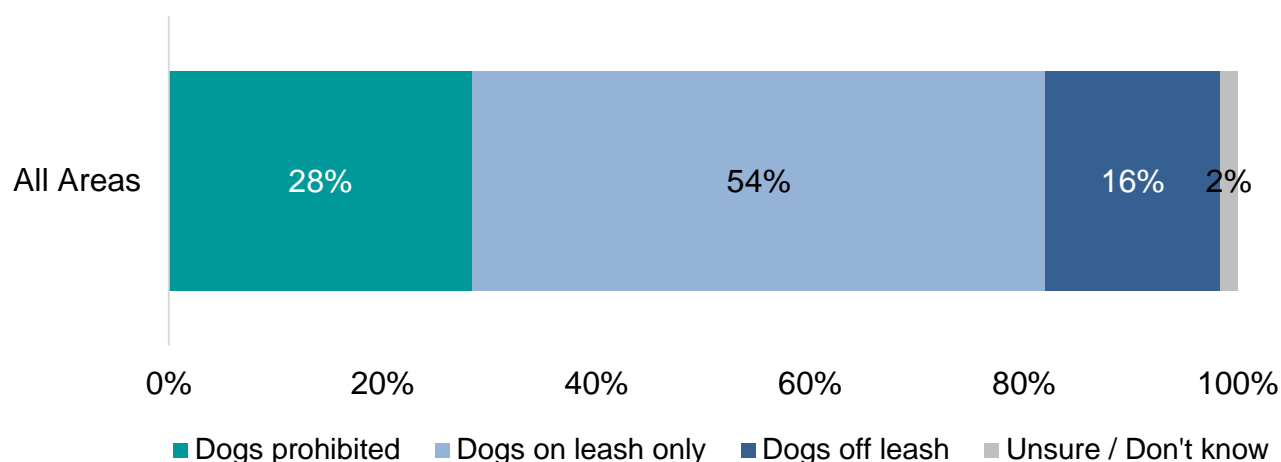


Base: Panellists who said they visited a particular beach most often during the summer n=1191.

Over half thought dogs should be allowed on the beach on leash between 9am and 10am in the summer (53%), while around a third thought they should be allowed off leash (30%). Again, only a few thought they should be prohibited during this time (15%).

Those living in the Maungakiekie-Tāmaki area were more likely to think dogs should be allowed off leash (39%), while those in Howick and Whau were more likely to think they should be prohibited midmorning (20% and 24% respectively).

Q5Aiii. What dog access rules do you think should be put in place between 10am and 5pm in summer?

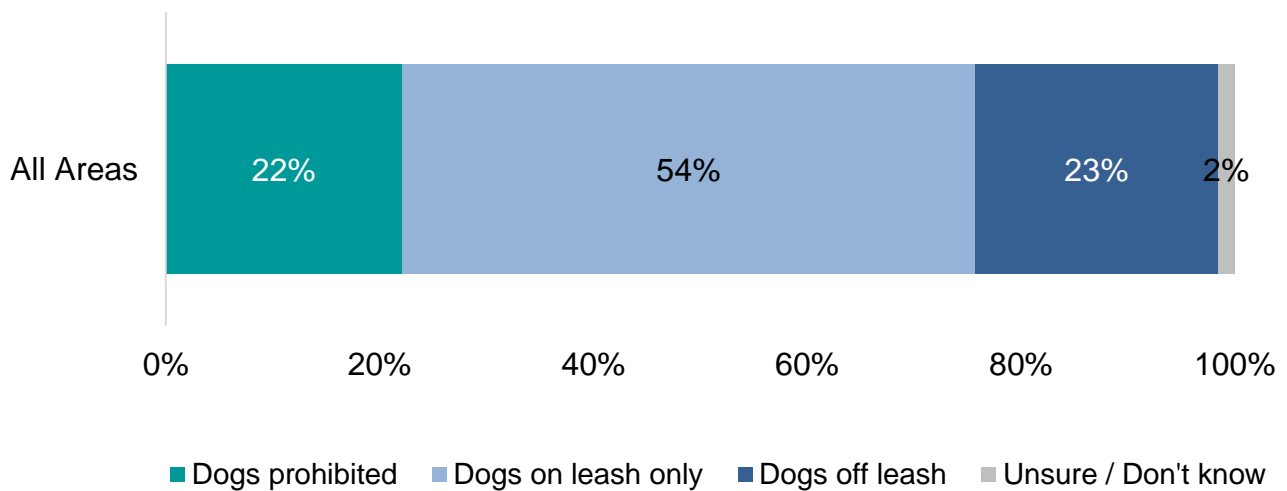


Base: Panellists who said they visited a particular beach most often during the summer n=1191.

Over half thought dogs should be allowed on the beach on leash between 10am and 5pm in the summer (54%), while over a quarter thought they should be prohibited (28%). A few thought they should be allowed on the beach off leash at this time (16%).

Those in Maungakiekie-Tāmaki and Puketāpapa were more likely to think dogs should be allowed on the beach off leash (33% and 29%), and those in Henderson-Massey were more likely to think they should be allowed on leash (62%). On the other hand, those in Howick and Whau were more likely to think they should be prohibited during this time (41% and 39%).

Q5Aiv. What dog access rules do you think should be put in place between 5pm and 6pm in summer?

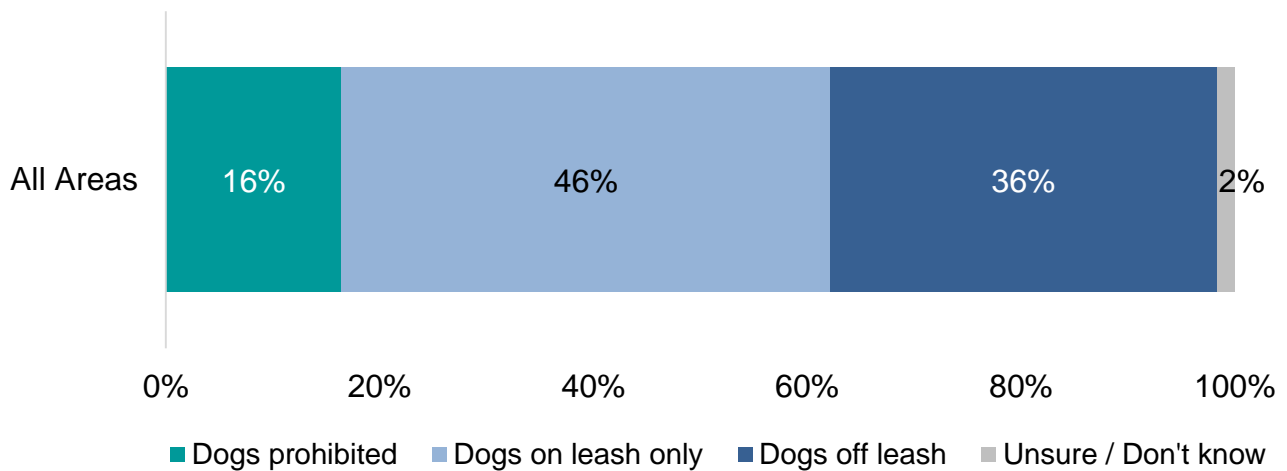


Base: Panellists who said they visited a particular beach most often during the summer n=1191.

Again, over half thought dogs should be allowed on the beach on leash between 5pm and 6pm in the summer (54%). Just over a fifth thought dogs should be allowed on the beach off leash (23%), while another fifth thought they should be prohibited during this time (22%).

Similar to views for the middle of the day, those in Maungakiekie-Tāmaki and Puketāpapa were more likely to think dogs should be allowed on the beach off leash (34% and 38% respectively), while those in Howick and Whau were more likely to think they should be prohibited during this time (31% and 30% respectively).

Q5Av. What dog access rules do you think should be put in place between 6pm and 7pm in summer?

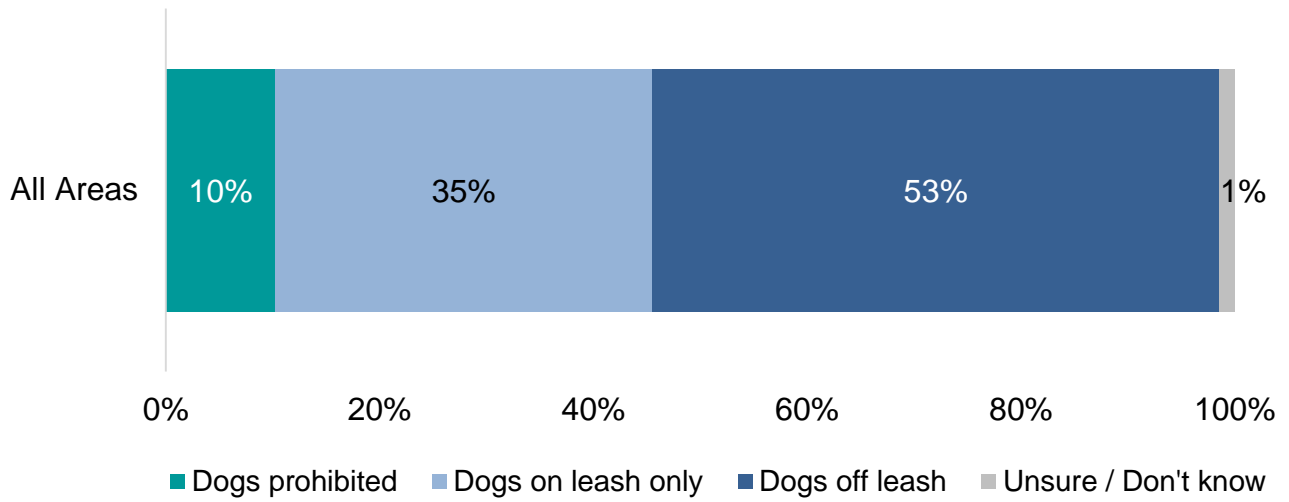


Base: Panellists who said they visited a particular beach most often during the summer n=1191.

Nearly half thought dogs should be allowed on the beach on leash between 6pm and 7pm in the summer (46%), while over a third thought they should be allowed on the beach off leash (35%). A few thought they should be prohibited at this time (16%).

Again, those in Maungakiekie-Tāmaki and Puketāpapa were more likely to think dogs should be allowed on the beach off leash (45% and 49% respectively), while those in Howick were more likely to think they should be prohibited (22%).

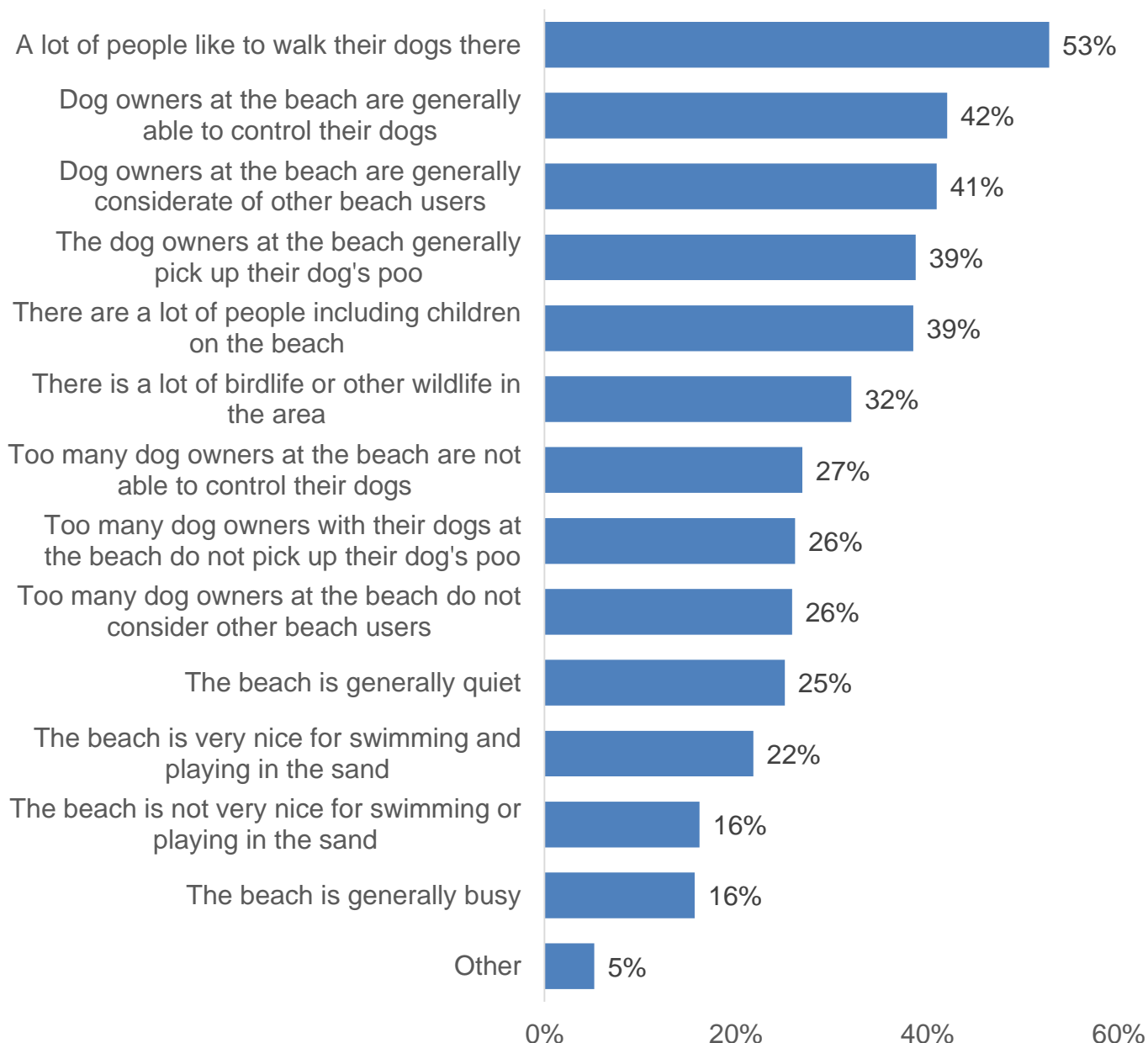
Q5Avi. What dog access rules do you think should be put in place after 7pm in summer?



Base: Panellists who said they visited a particular beach most often during the summer n=1191.

Over half thought dogs should be allowed on the beach off leash after 7pm in summer (53%), and over a third thought they should be on leash (35%).

Q5B. In general what are the reasons for wanting those rules?



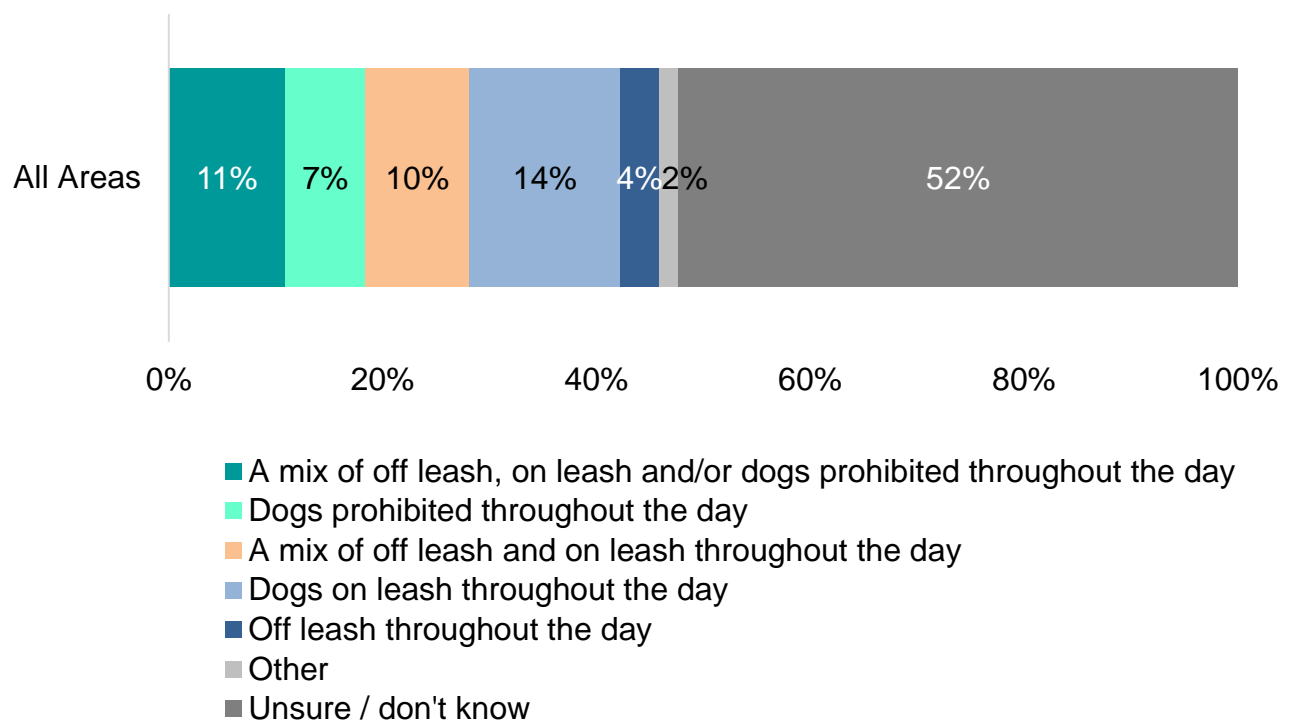
Base: Panellists who said they visited a particular beach most often during the summer n=1191. Multiple responses were allowed, responses add to over 100%.

Panellists were asked what their reasons were for wanting the aforementioned summer rules. The top reason given was that a lot of people like to walk their dogs at the beach (53%). Some mentioned dog owners in a very positive light, with around two fifths saying they were generally able to control their dogs (42%), were generally considerate of other beach users (41%), and generally picked up their dog's poo (39%). Dog owners were more likely than non dog owners to give these reasons.

Two fifths said there were a lot of people at the beach, including children (39%), and a third mentioned birdlife and other wildlife in the area (32%) as reasons why they held their views on wanting summer rules. Non dog owners were more likely to give these reasons.

Those living in the Maungakiekie-Tāmaki area were more likely to say that a lot of people like to walk their dogs at the beach (62%), and those in in Howick and Whau were more likely to say that there were a lot of people at the beach, including children (47% and 48%). Those in Great Barrier and Henderson-Massey were more likely to mention birdlife and other wildlife in the area (53% and 47%).

Q5C. Do you know the current rules for dog access in the summer period?



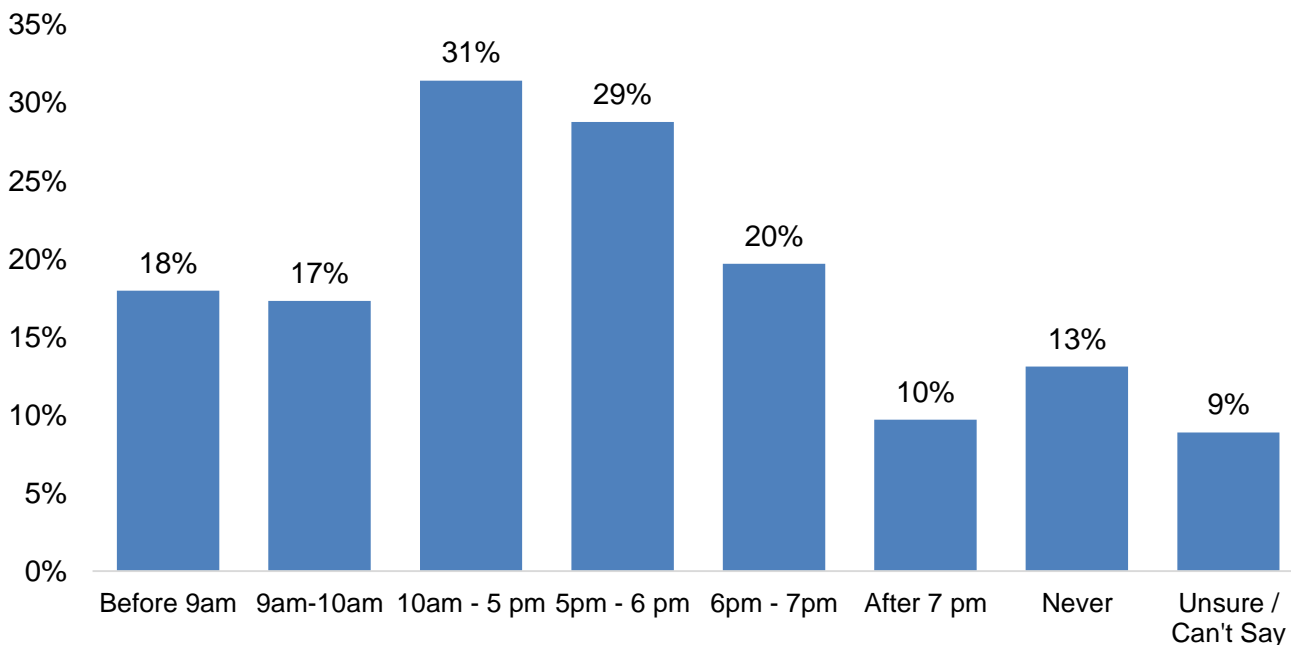
Base: Panellists who said they visited a particular beach most often during the summer n=1191.

Over half of panellists said they do not know the current rules for dog access in the summer periods (52%). Non dog owners were more likely than dog owners to be unsure (68%).

4.4 Using the Beach During Winter

Q7A. What times of the day are you usually at the beach in winter months?

Weekday

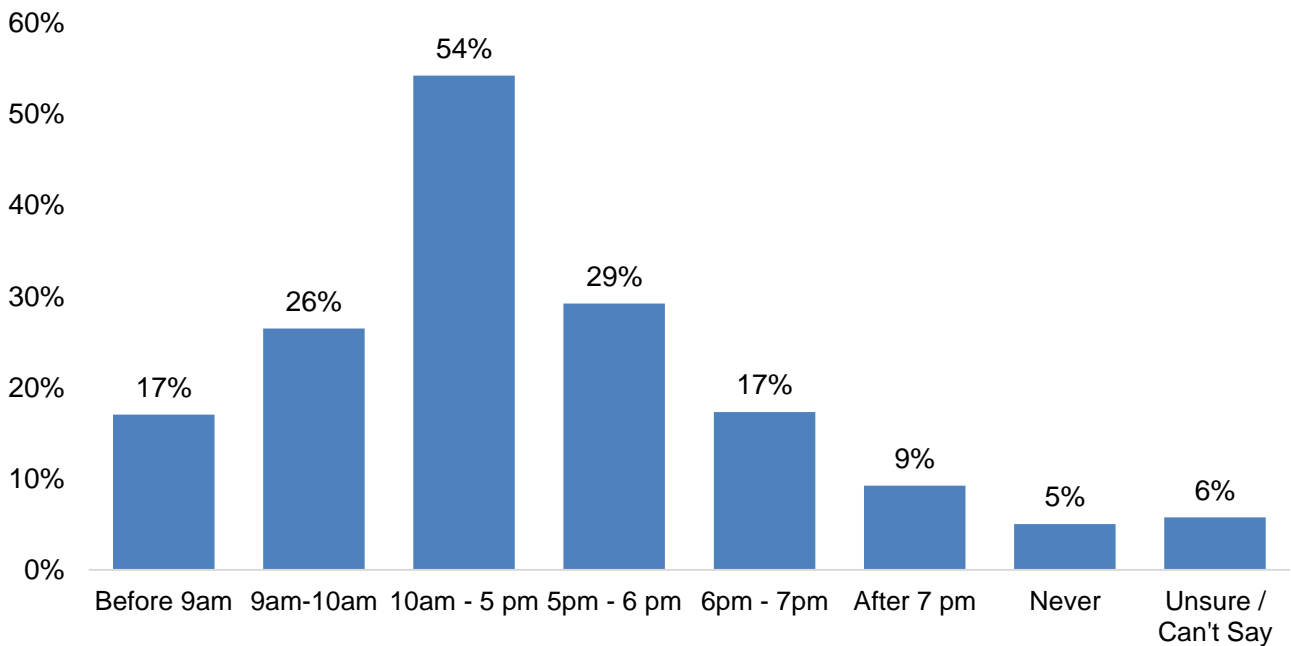


Base: Panellists who said they visited a particular beach most often during the winter n=1091. Multiple responses were allowed, responses add to over 100%.

The middle of the day between 10am and 5pm was the most popular time to visit the beach during winter weekdays (31%), closely followed by late afternoon between 5pm and 6pm (29%).

Those living in the Whau area were more likely to say they were never usually at the beach during winter weekdays (22%). Dog owners were more likely than non dog owners to visit the beach at all times during winter weekdays, apart from the middle of the day.

Weekend

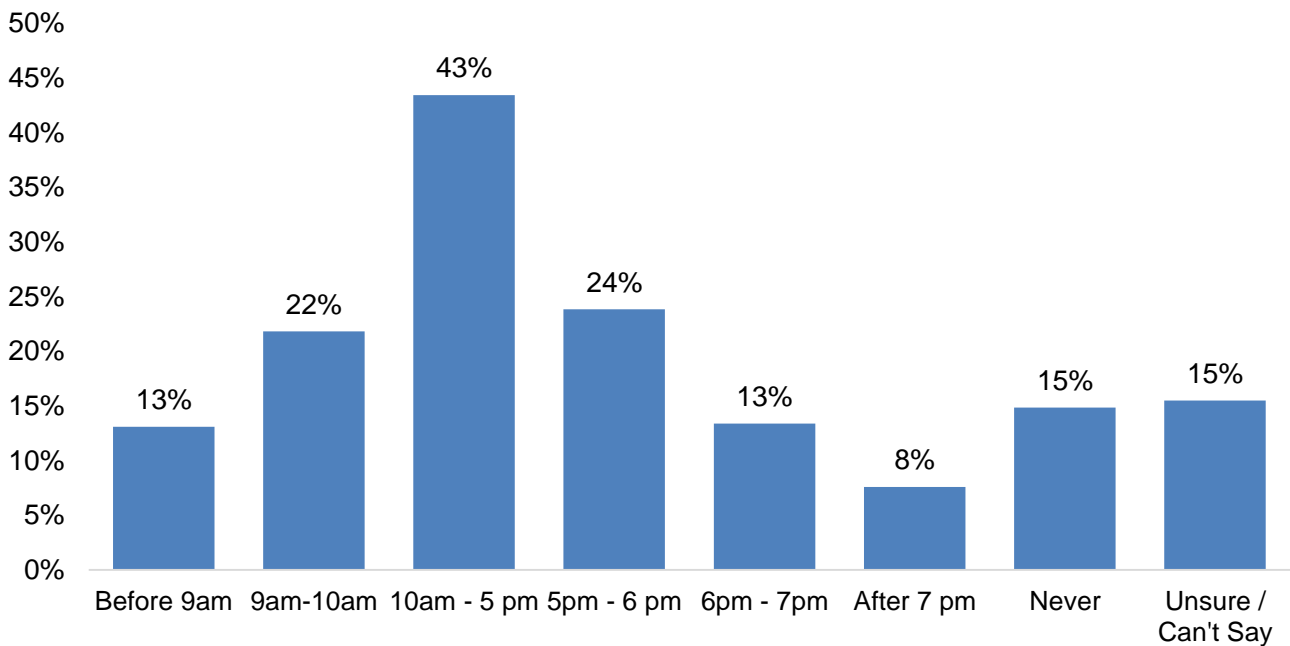


Base: Panellists who said they visited a particular beach most often during the winter n=1091. Multiple responses were allowed, responses add to over 100%.

The middle of the day was again the most popular time to visit the beach, with over half saying they were usually there during this time in winter weekends (54%).

Those in Maungakiekie-Tāmaki were more likely to visit the beach midmorning (36%), or late afternoon (40%). Again, dog owners were more likely than non dog owners to visit the beach at all times during winter weekends, apart from the middle of the day.

Holiday

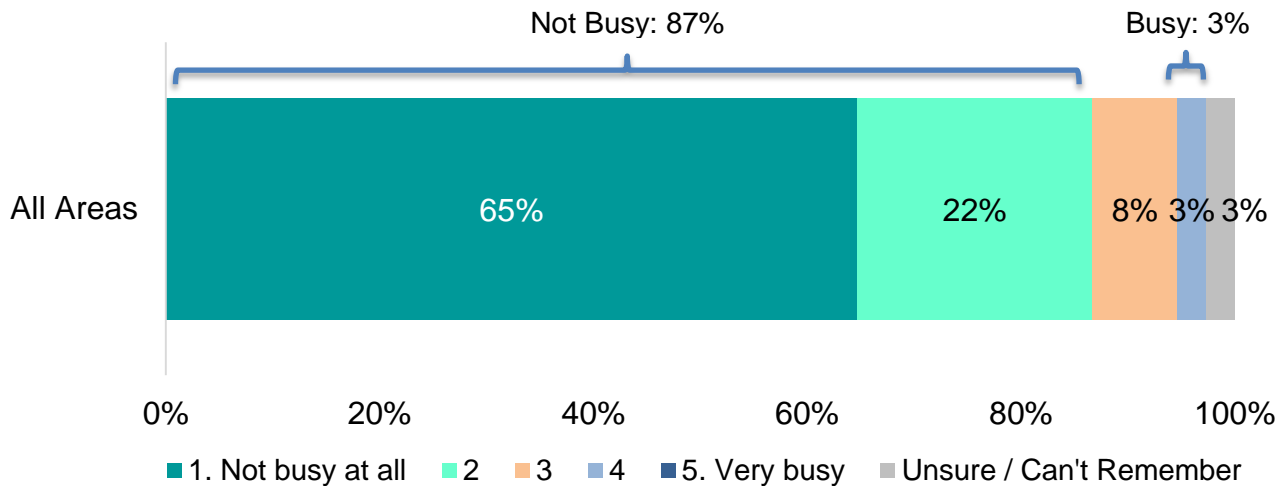


Base: Panellists who said they visited a particular beach most often during the winter n=1091. Multiple responses were allowed, responses add to over 100%.

The visiting times for winter holidays were similar to winter weekends. The middle of the day was the most popular time to visit the beach during holidays, with nearly half saying they were usually there during this time (43%). Some said they were never usually at the beach during winter holidays (15%).

Those in Maungakiekie-Tāmaki were more likely to visit the beach midmorning (30%). Dog owners were more likely than non dog owners to visit the beach at all times during winter holidays, apart from the middle of the day.

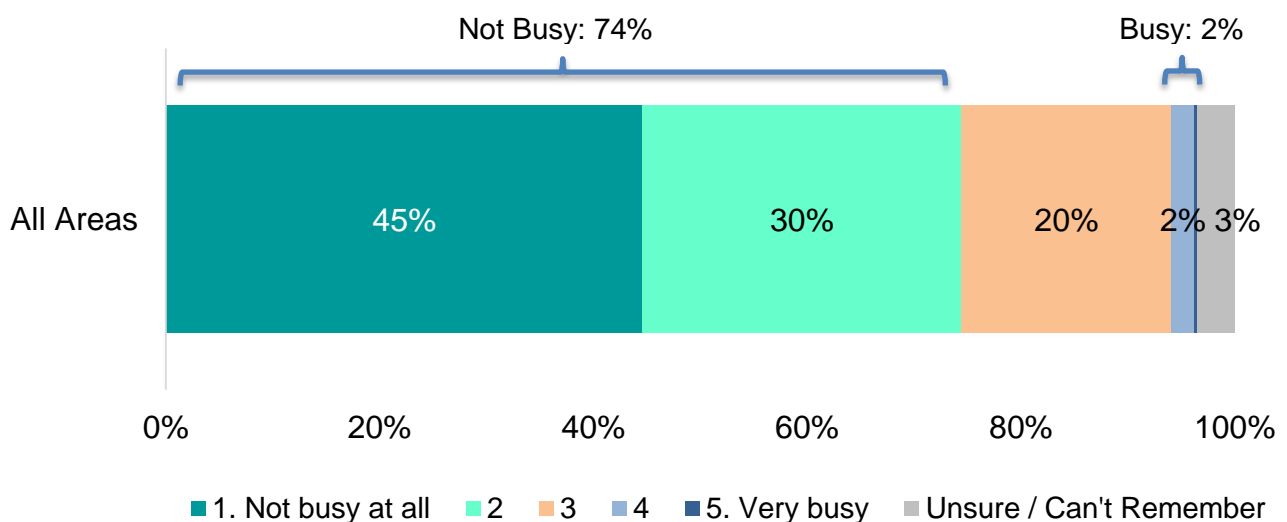
Q7B. Approximately, how busy is the beach when you are there before 9am during winter weekends?



Base: Panellists who were usually at the beach before 9am during winter weekends n=187.

Among those who were usually at the beach first thing during winter weekends, most said it was not busy (87%), with two thirds saying it was not busy at all (65%).

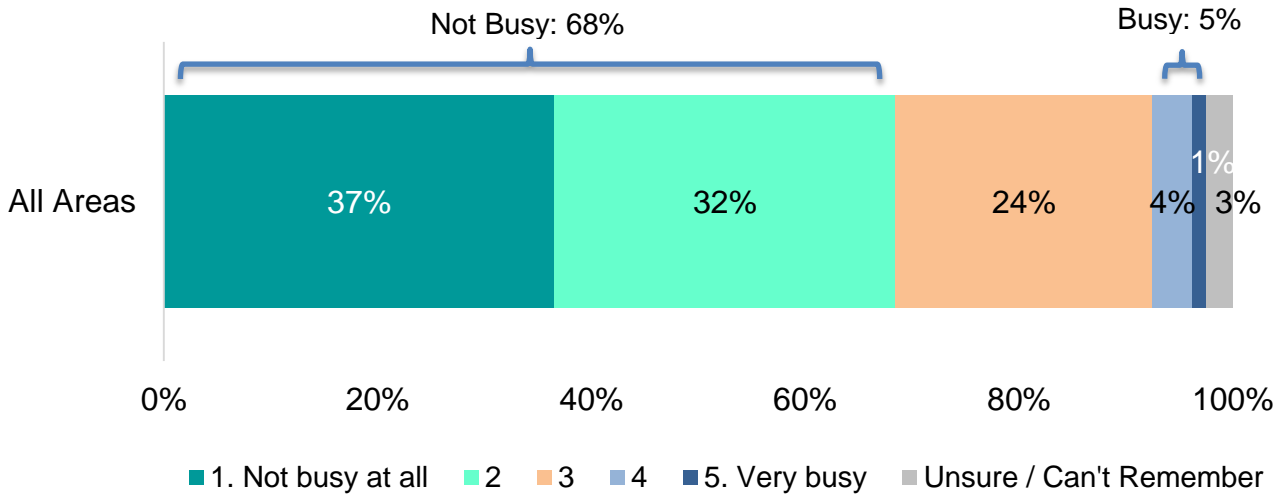
Q7C. Approximately, how busy is the beach when you are there between 9am and 10am during winter weekends?



Base: Panellists who were usually at the beach between 9am and 10am during winter weekends n=289.

Among those who were usually at the beach midmorning during winter weekends, most said it was not busy (74%), with almost half saying it was not busy at all (45%).

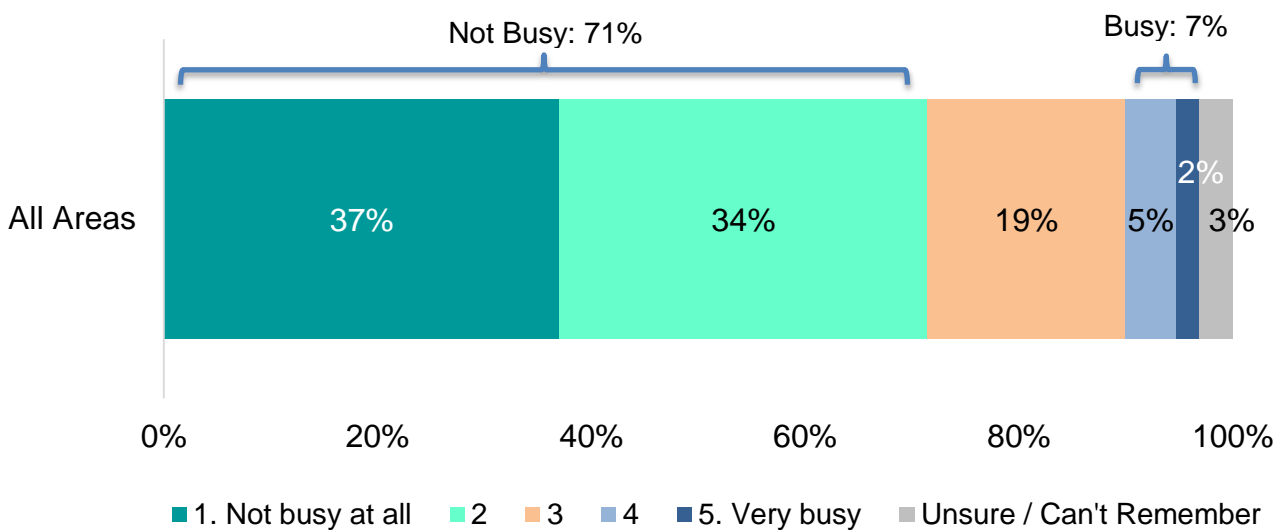
Q7D. Approximately, how busy is the beach when you are there between 5pm and 6pm during winter weekends?



Base: Panellists who were usually at the beach between 5pm and 6pm during winter weekends n=320.

Among those who were usually at the beach late afternoon during winter weekends, two thirds said it was not busy (68%), with over a third saying it was not busy at all (37%).

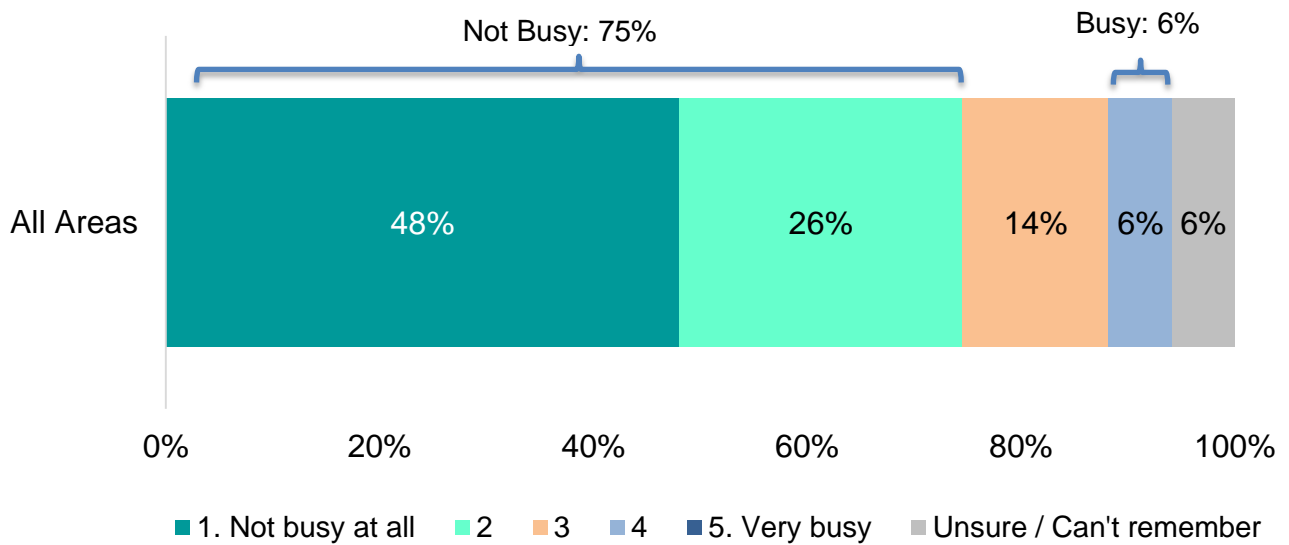
Q7E. Approximately, how busy was the beach when you were there between 6pm and 7pm during winter weekends?



Base: Panellists who were usually at the beach between 6pm and 7pm during winter weekends n=189.

Among those who were usually at the beach early evening during winter weekends, over two thirds said it was not busy (71%), with over a third saying it was not busy at all (37%).

Q7F. Approximately, how busy was the beach when you were there after 7pm during winter weekends?

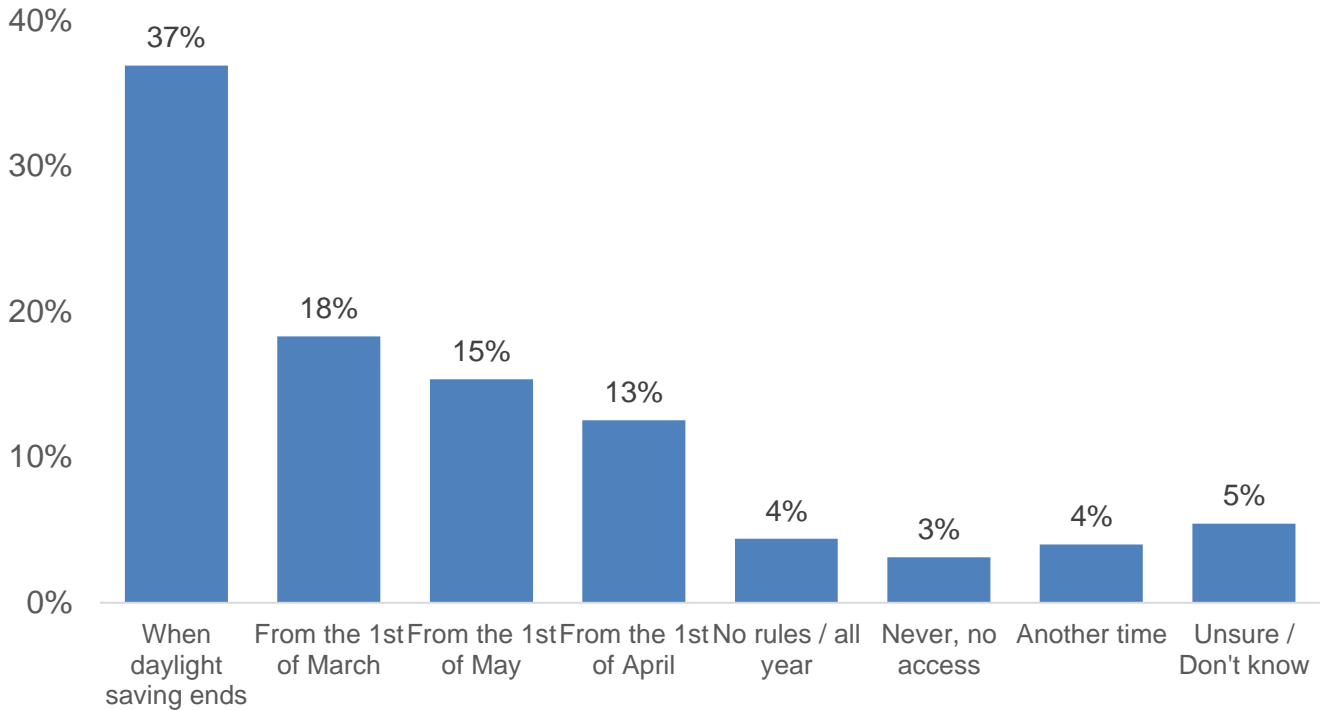


Base: Panellists who were usually at the beach after 7pm during winter weekends n=258.

Among those who were usually at the beach after 7pm during winter weekends, three quarters said it was not busy (75%), with half saying it was not busy at all (48%).

4.5 Dog Access Rules in Winter

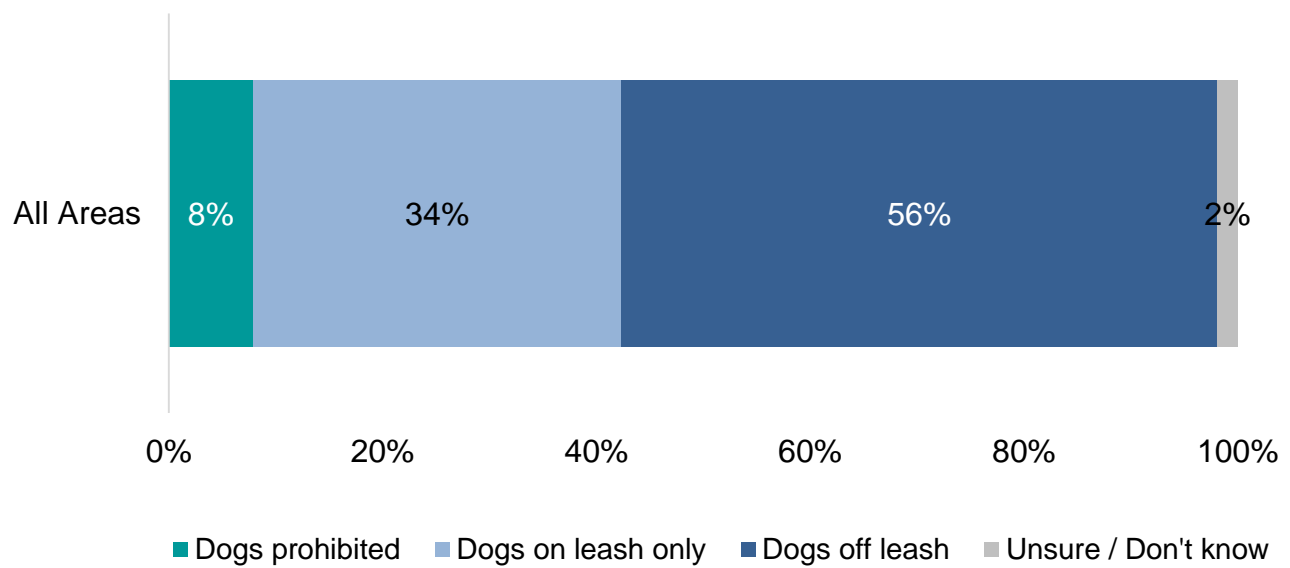
Q3B. When do you think the 'winter' rules for dog access to beaches / foreshores should begin (and 'summer' rules should end)?



Base: Panellists who have visited one of the listed beaches / foreshore areas in the last year n=1252.

Nearly two fifths thought winter rules for dog access to beaches and foreshores should begin when daylight saving ends (37%). Nearly a fifth thought they should begin from the first of March (18%).

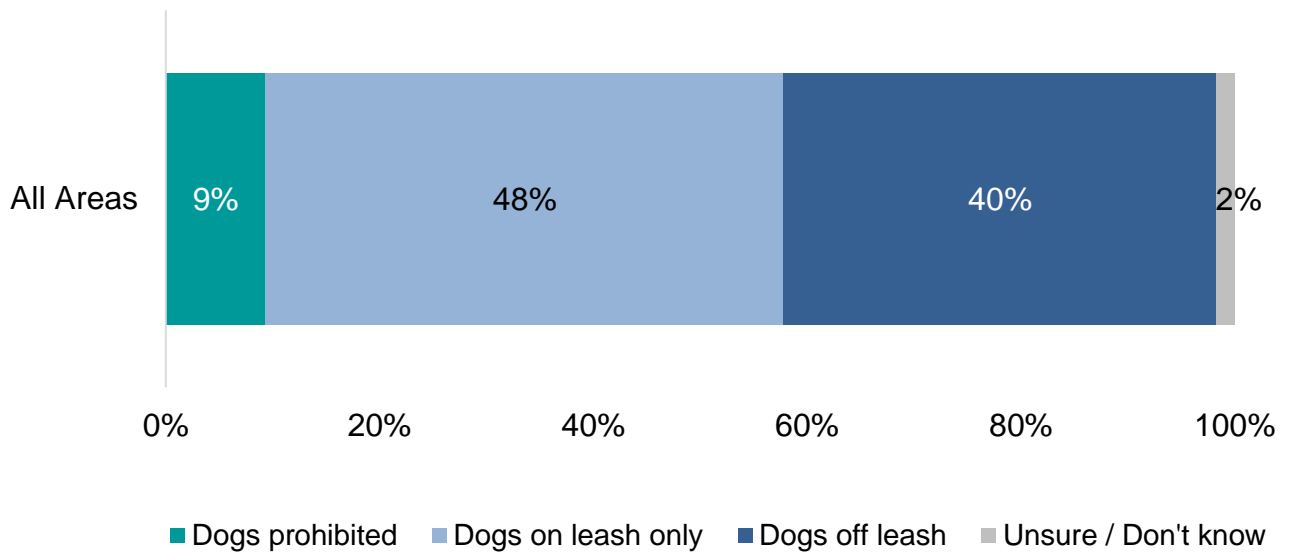
Q8Ai. What dog access rules do you think should be put in place before 9am in winter?



Base: Panellists who said they visited a particular beach most often during the winter n=1091.

Over half thought dogs should be allowed on the beach off leash before 9am in winter (56%), and over a third thought they should be allowed on the beach on leash (34%). Few thought they should be prohibited during this time (8%).

Q8Aii. What dog access rules do you think should be put in place between 9am and 10am in winter?

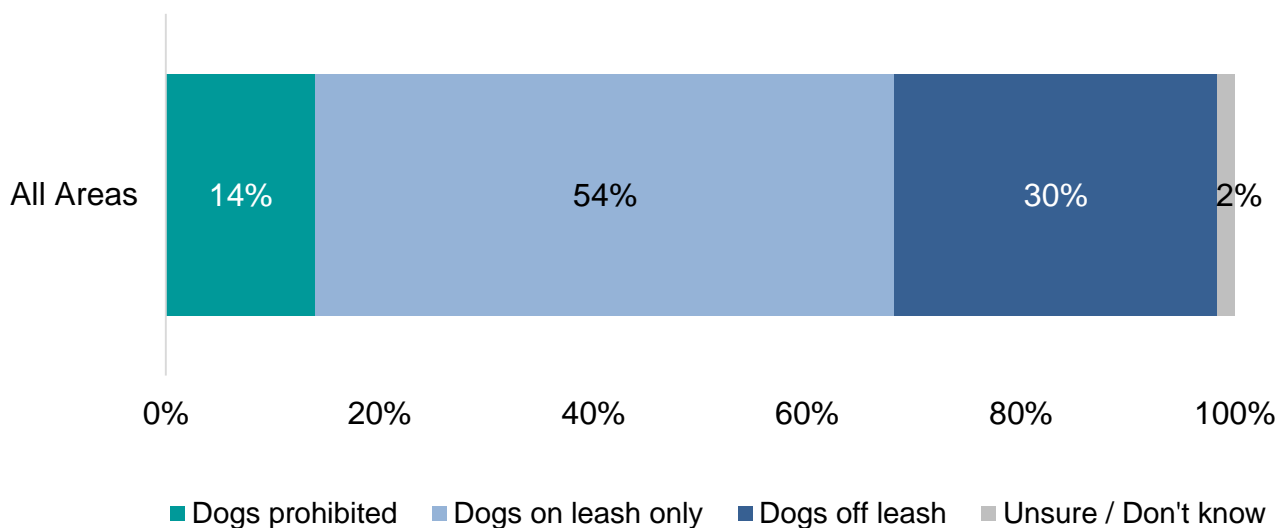


Base: Panellists who said they visited a particular beach most often during the winter n=1091.

Nearly half thought dogs should be allowed on the beach on leash midmorning (48%), and two fifths thought they should be allowed on the beach off leash (40%). Again, only a few thought they should be prohibited during this time (9%).

Those in Whau were more likely to think dogs should be prohibited (22%).

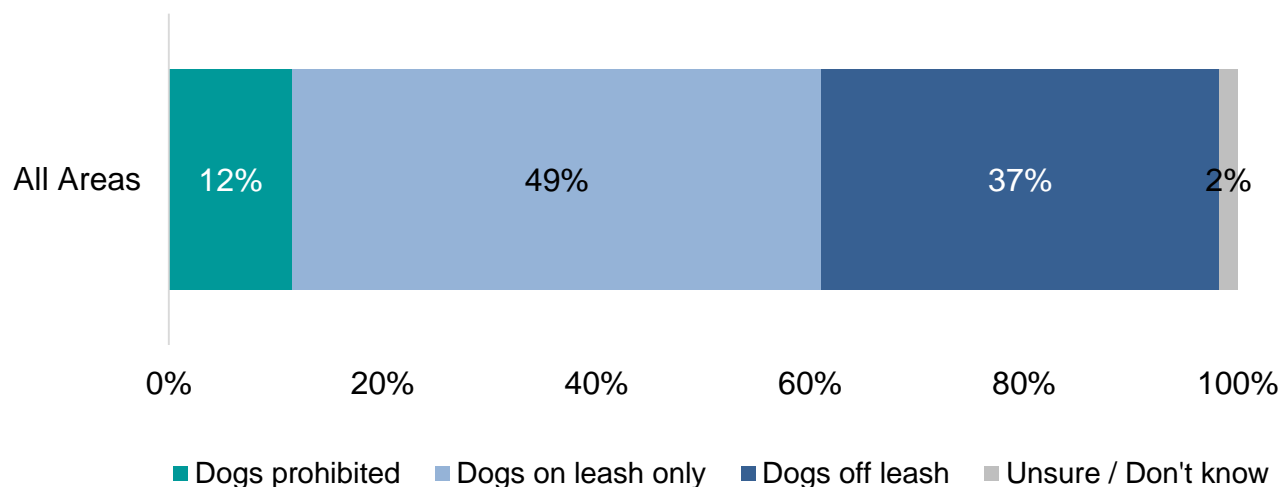
Q8Aiii. What dog access rules do you think should be put in place between 10am and 5pm in winter?



Base: Panellists who said they visited a particular beach most often during the winter n=1091.

Over half thought dogs should be allowed on the beach on leash in the middle of the day (54%), and a third thought they should be allowed on the beach off leash (30%). Some thought they should be prohibited during this time (14%).

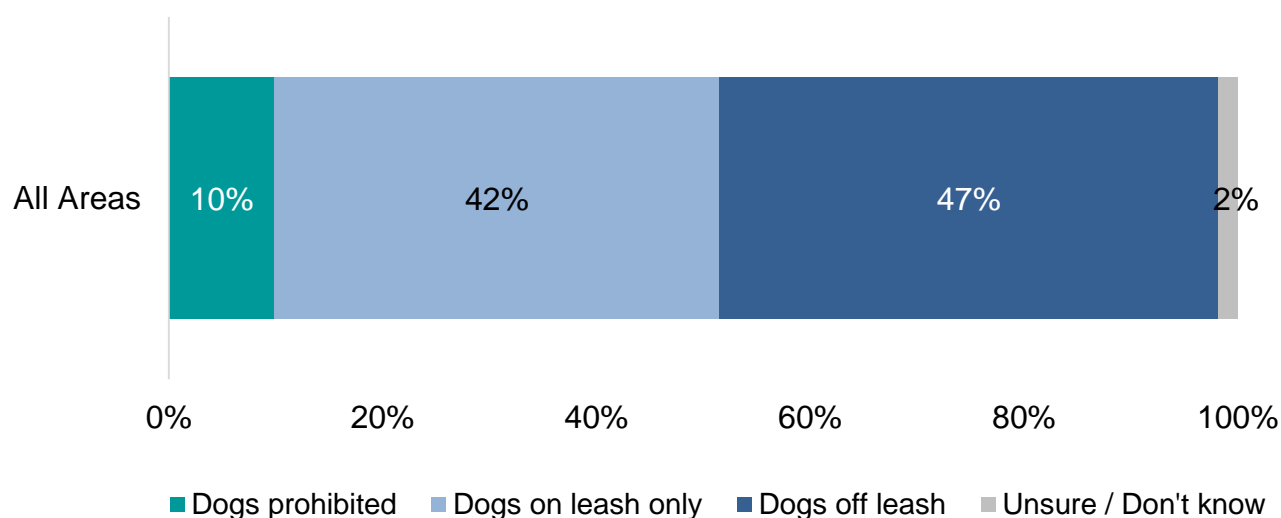
Q8Aiv. What dog access rules do you think should be put in place between 5pm and 6pm in winter?



Base: Panellists who said they visited a particular beach most often during the winter n=1091.

Half thought dogs should be allowed on the beach on leash in the late afternoon (49%), and over a third thought they should be allowed on the beach off leash (37%). Some thought they should be prohibited during this time (12%).

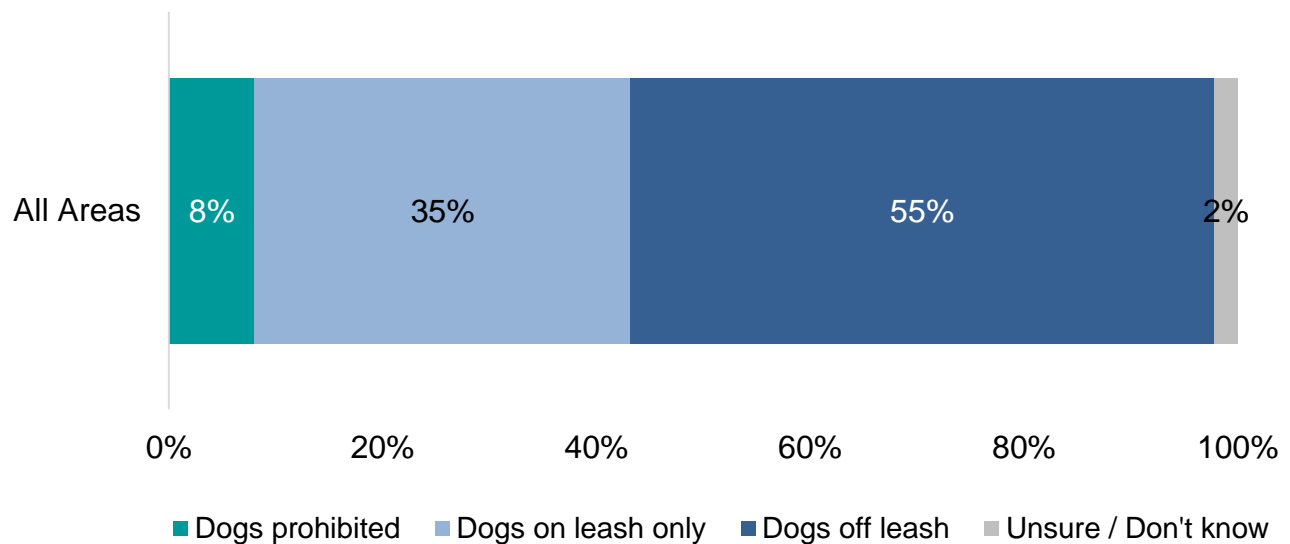
Q8Av. What dog access rules do you think should be put in place between 6pm and 7pm in winter?



Base: Panellists who said they visited a particular beach most often during the winter n=1091.

Nearly half thought dogs should be allowed on the beach off leash in the early evening (47%), and over two fifths thought they should be allowed on the beach on leash (42%). A few thought they should be prohibited during this time (10%).

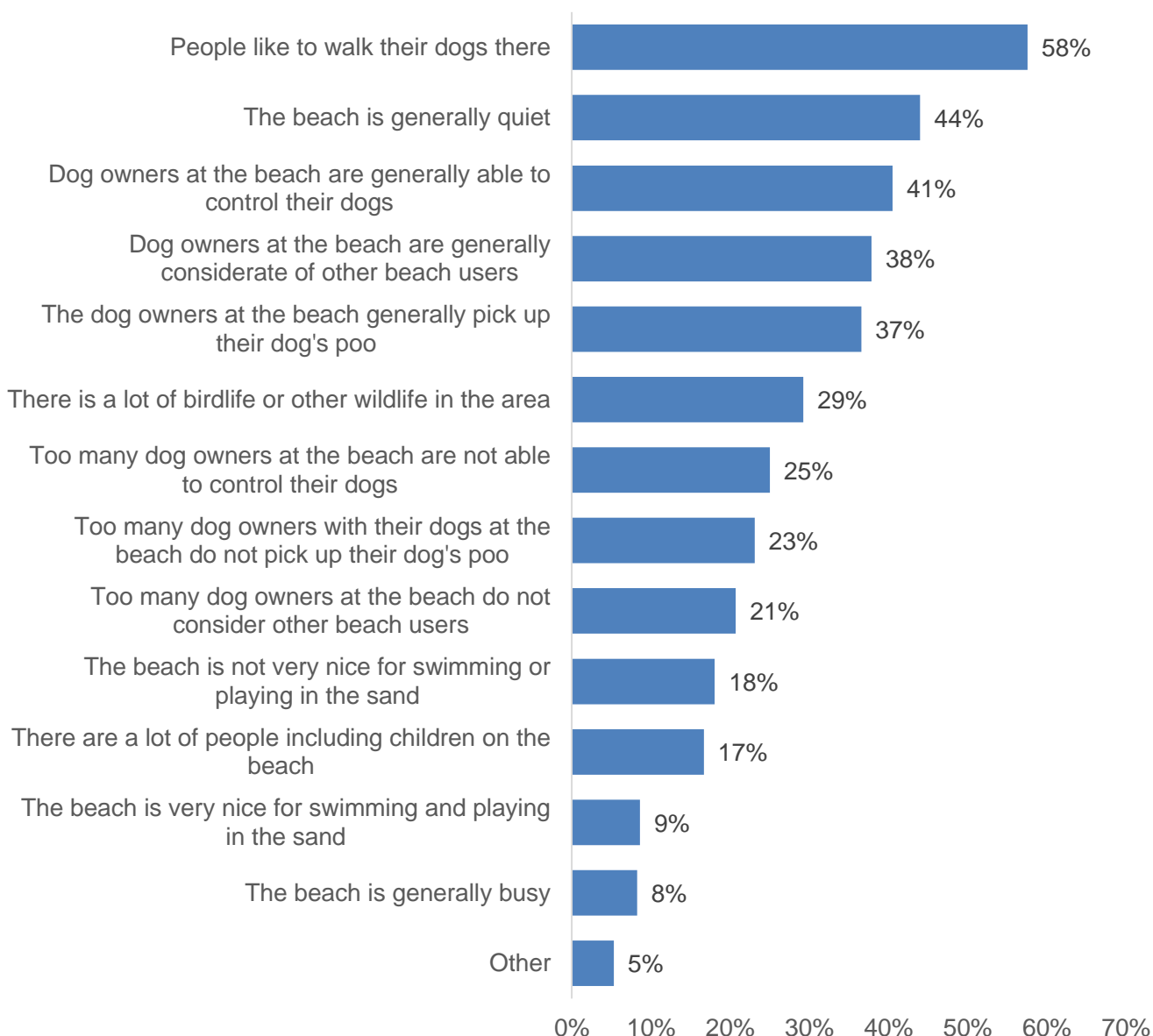
Q8Avi. What dog access rules do you think should be put in place after 7pm in winter?



Base: Panellists who said they visited a particular beach most often during the winter n=1091.

Over half thought dogs should be allowed on the beach off leash after 7pm in winter (55%), and over a third thought they should be allowed on the beach on leash (35%). Few thought they should be prohibited during this time (8%).

Q8B. In general, what are the reasons for selecting those winter dog access rules?

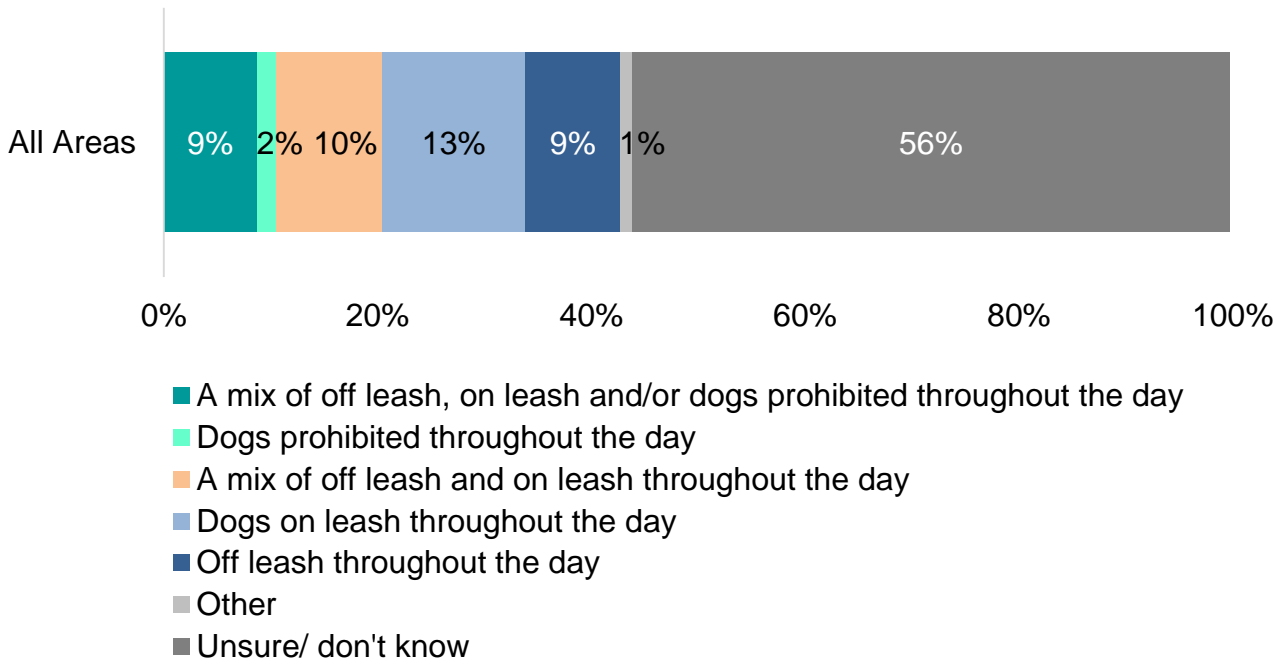


Base: Panellists who said they visited a particular beach most often during the winter n=1091. Multiple responses were allowed, responses add to over 100%.

Panellists were asked what their reasons were for wanting the aforementioned winter rules. Responses were very similar to those given for summer rules, with the top reason being that a lot of people like to walk their dogs at the beach (58%). Nearly half said that the beach was generally quiet (44%). Similar to the reasons given for summer rules, some mentioned dog owners in a very positive light, with around two fifths saying they were generally able to control their dogs (41%), were generally considerate of other beach users (38%), and generally picked up their dog's poo (37%). Dog owners were more likely than non dog owners to give all of the above reasons.

Those in Papakura were more likely to say that dog owners at the beach are generally considerate of other beach users (52%).

Q8C. Do you know the current rules for dog access in the winter period?

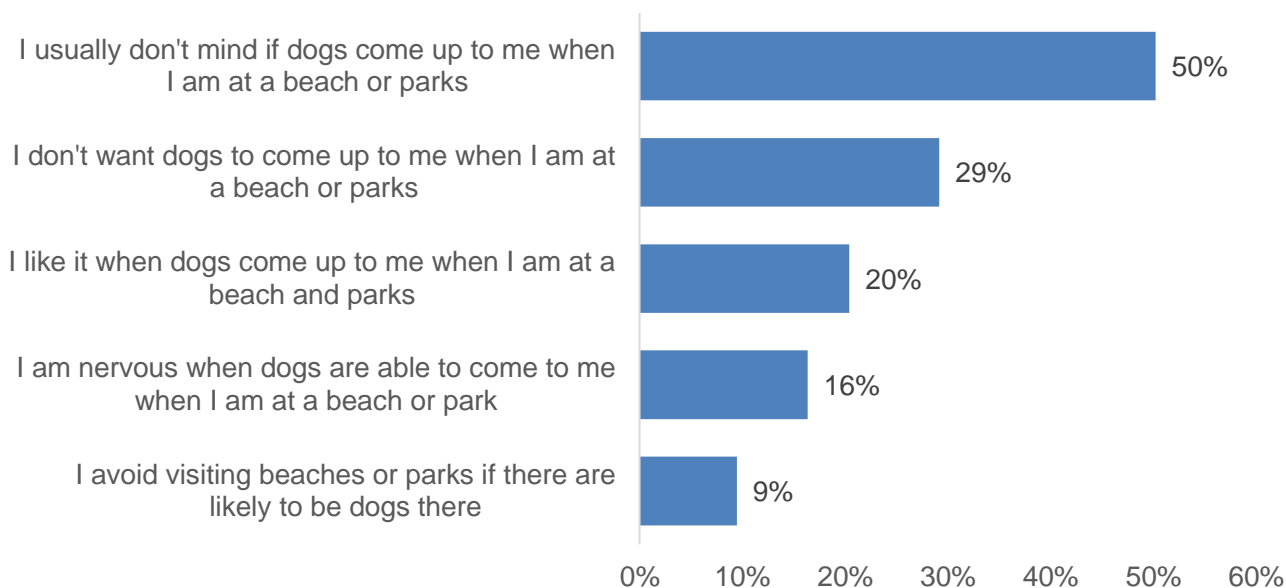


Base: Panellists who said they visited a particular beach most often during the winter n=1091.

Similar to awareness of summer rules, over half of panellists said they do not know the current rules for dog access in the winter periods (56%). Again, non dog owners were more likely than dog owners to be unsure (72%). Some thought dogs were allowed on the beach on leash throughout the day (13%), and a few thought there was a mix of off leash and on leash (10%).

4.6 General Views & Main Concerns

Q10A. Describe your views about dogs at beaches or parks?

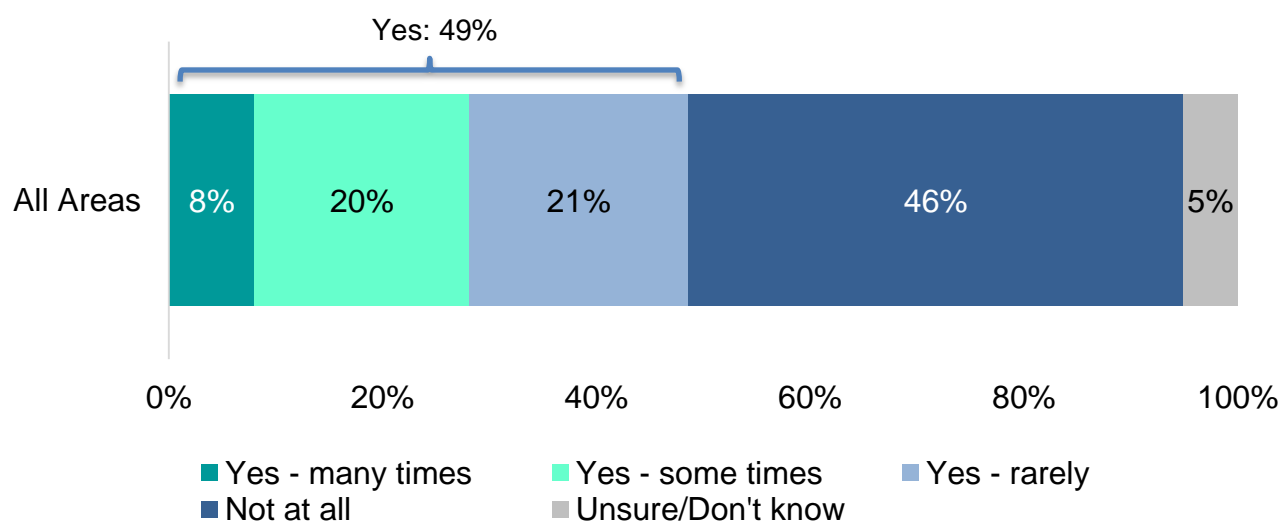


Base: Panellists participating in survey n=1701. Multiple responses were allowed, responses add to over 100%.

Panellists were asked to describe their views about dogs at beaches or parks. Half claim they usually don't mind if dogs come up to them when at a beach or park (50%), while over a quarter said they don't want dogs to come up to them when at a beach or park (29%). A fifth said they like it when dogs come up to them (20%), and one in six say they are nervous when they are approached by a dog (16%). A few say they avoid visiting beaches or parks if there are likely to be dogs there (9%).

Those in Maungakiekie-Tāmaki were more likely to say they like it when dogs come up to them (28%), and those in Papakura were more likely to say they usually didn't mind if dogs came up to them (63%).

Q10B. Over the last two years, have you ever been concerned or upset by the behaviour of dogs at beaches or parks?

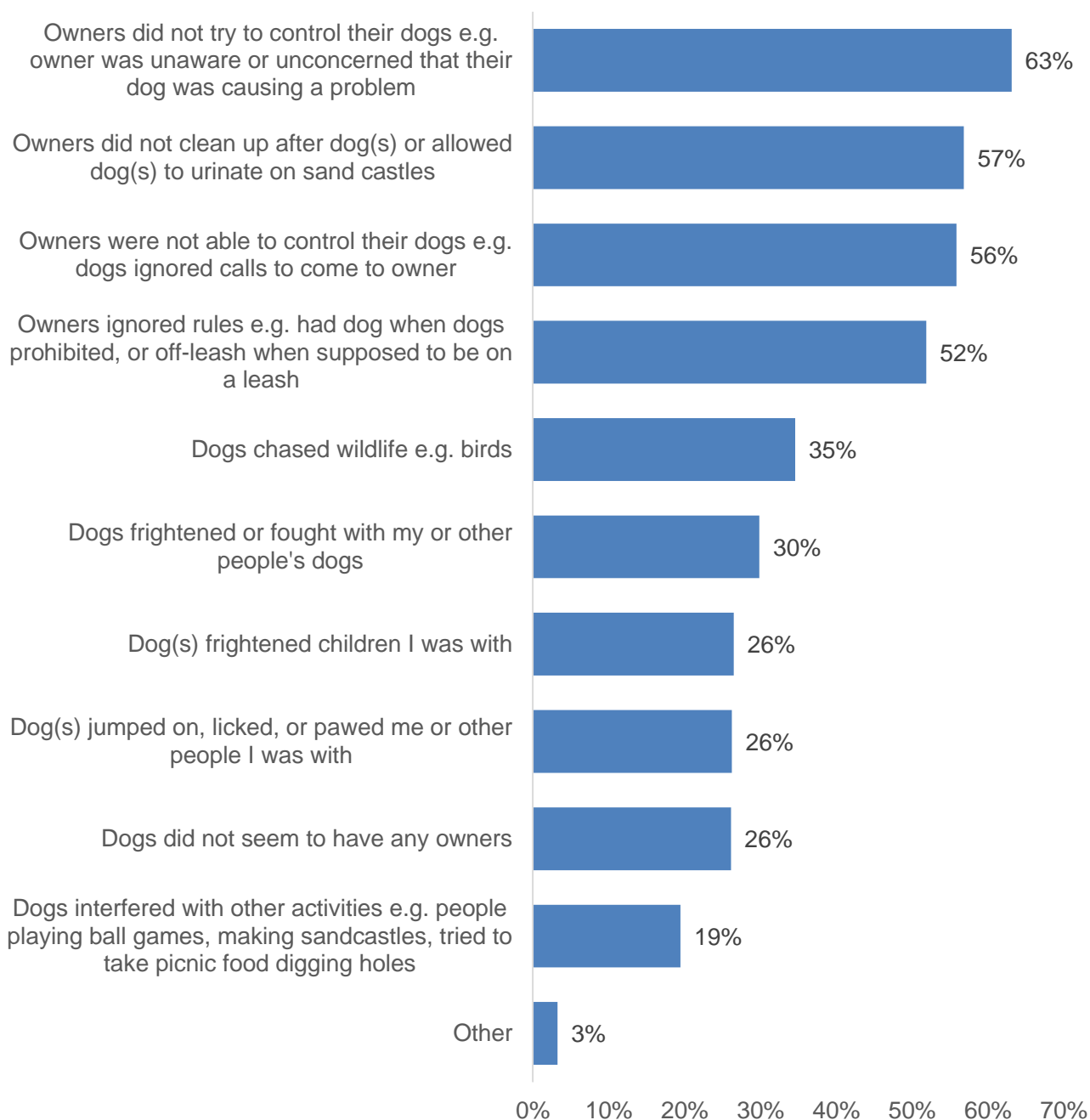


Base: Panellists participating in survey n=1701.

When asked if they had ever been concerned or upset by the behaviour of dogs at beaches or parks over the last two years, nearly half said they had not been concerned or upset at all (46%). A fifth said they had rarely been concerned or upset (21%), and another fifth said they had sometimes been (20%). A few said they had been concerned or upset many times (8%).

Those in the Great Barrier area were more likely to say that they had been concerned or upset by the behaviour of dogs at beaches or parks many times (23%), while those in Papakura were more likely to say they had not been concerned or upset at all (58%).

Q10C. What concerned or upset you?



Base: Panellists who had been concerned or upset n=827. Multiple responses were allowed, responses add to over 100%.

Among those who have been concerned or upset by the behaviour of dogs at beaches or parks, nearly two thirds said that owners did not try to control their dogs and were unaware or unconcerned that their dog was causing a problem (63%). Over half said that owners did not clean up after their dogs or allowed dogs to urinate on sand castles (57%), were not able to control their dogs (56%), and/or ignored rules (52%).

Q10D. Many dog access rules require dogs to be under control on leash or off leash. How would you define an under control dog?

When asked how they would define an under control dog, two thirds commented on them being obedient, under constant owner supervision close by their owner's side, and instantly responding to commands regardless of distractions (66%). Two fifths mentioned a leash (40%), and a fifth said they should be calm, approachable, well socialised to people and other dogs, and know how to behave properly (20%).

How would you define an under control dog?	% of responses
Obedient, under constant owner supervision close by owner's side and instantly responds to commands regardless of distractions	66%
Leash	40%
Calm, approachable and well socialised to people and other dogs to know how to behave appropriately, e.g. no barking, growling or behaving in a threatening manner, no approaching or jumping on strangers, no uncontrolled pooing or urinating, etc.	20%
Within 50m radius of owner or by owner's side	11%
Owner constantly supervises dog without the need to yell, knowing where it is and what it is up to at all times and is able to exercise judgement as to the appropriate level of control	6%
Close enough to be instantly restrained or held back from approaching people	6%
Owner should have a poo bag visibly on hand and be aware and ready to promptly clean up the mess when dog defecates	2%
Other	2%

Appendix I Respondent profile

Dog Owner	All respondents	Percentages (%)
	n=1701	n=1701
Yes	678	40%
No	1023	60%

Local Board	All respondents	Survey Source		Census comparison	
		People's Panel (%)	Shape Auckland (%)	% of Respondents	Respondents compared to 2013 census (%)
	N=1701				
Great Barrier	44	30%	70%	2.6%	2.4%
Henderson-Massey	374	78%	22%	22.0%	2.5%
Howick	386	84%	16%	22.7%	-0.3%
Maungakiekie-Tāmaki	255	78%	22%	15.0%	2.3%
Ōtara-Papatoetoe	81	93%	7%	4.8%	-8.9%
Papakura	191	51%	49%	11.2%	3.0%
Puketāpapa	120	89%	11%	7.1%	-2.5%
Whau	250	80%	20%	14.7%	1.6%