



























Riversdale Reserve

93-123 Riversdale Road Avondale

Accessible information: The Whau Local Board are working towards improving accessibility in Riversdale Reserve. All park features on the map which are yellow in the legend are accessible.

Pae tohu / Legend

	Park land		Bus stop
	Bush area / trees		Bus route
	Internal park road / parking		Accessible seat
	Buildings		Seat
	Accessible route		Accessible parking
	Accessible path		Parking
	Path with cross-slope		Drinking fountain
	Fence		Playground
	Bollard and chain barrier		Skate park
	Chain gate restricts access		Basketball court
	Lighting		Volleyball court
	Toilets / changing rooms		Sports fields



Riversdale Reserve

