

# **Annual Plan 2025-2026**

## **Summary of consultation feedback**

**30 April 2025**



# Annual Plan 2025/2026

## April – June 2025



**30 April**  
Budget  
Committee  
Workshops x 2

- Present regional feedback
- Advisory panels feedback
- Facilitated discuss

**7 May**  
Budget  
Committee  
Workshop x 1

- Tupuna Maunga Authority elected member hui (confidential)
- Budget Refresh

**14 May**  
Budget  
Committee  
Workshop x 3

- Local board input on regional topics
- Facilitated discussion

**21 May**  
Budget  
Committee  
Workshop x 2

- Discuss final Mayoral Proposal
- Rates revaluation TBC

**28 May**  
BC/GB  
meeting

Confirm AP content  
and Mayoral proposal

**18 June**  
Governing  
Body drop in  
session

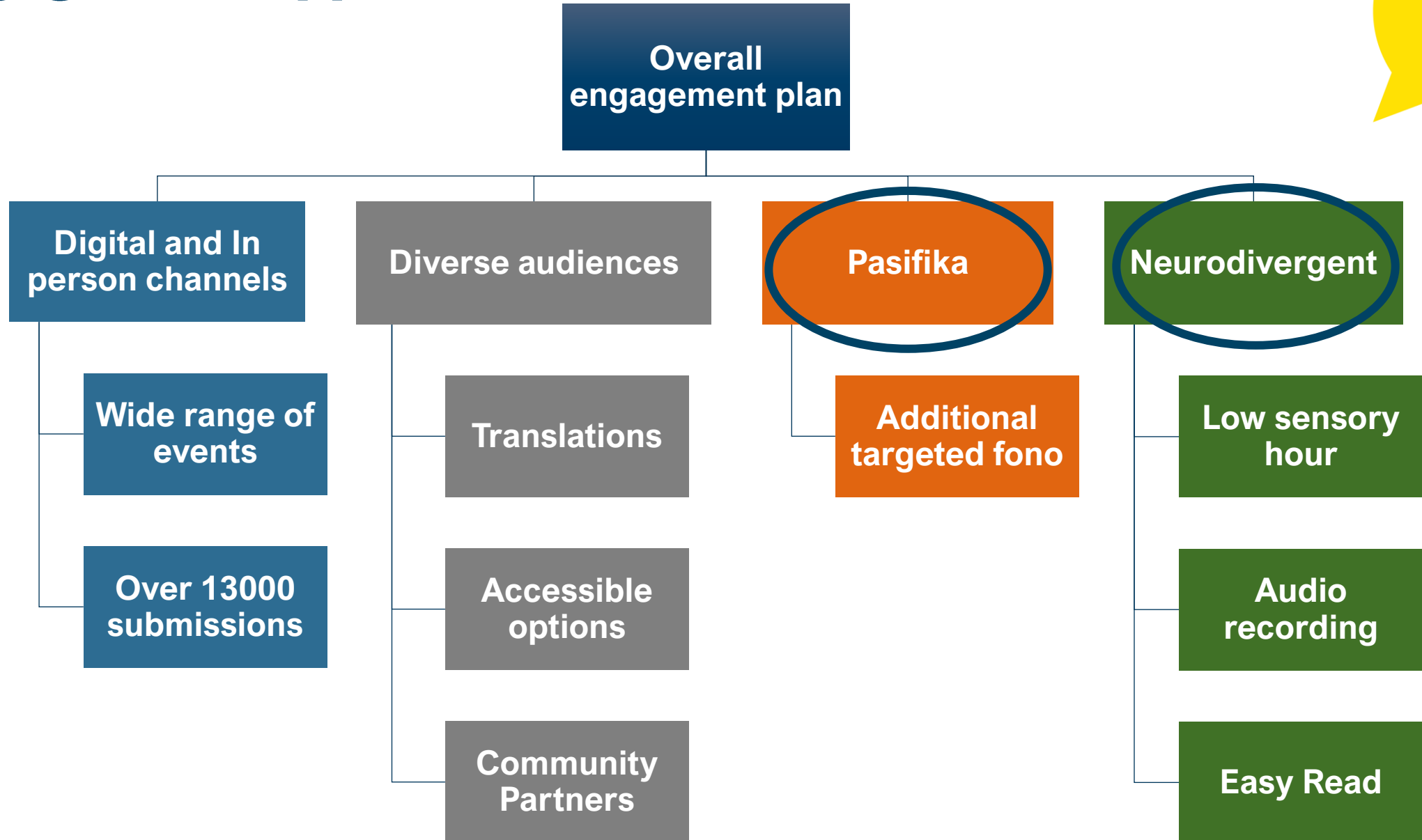
Final annual plan  
documents

**25 June**  
Governing  
Body Meeting

Adopt Annual Plan  
2025/2026



# Engagement Approach

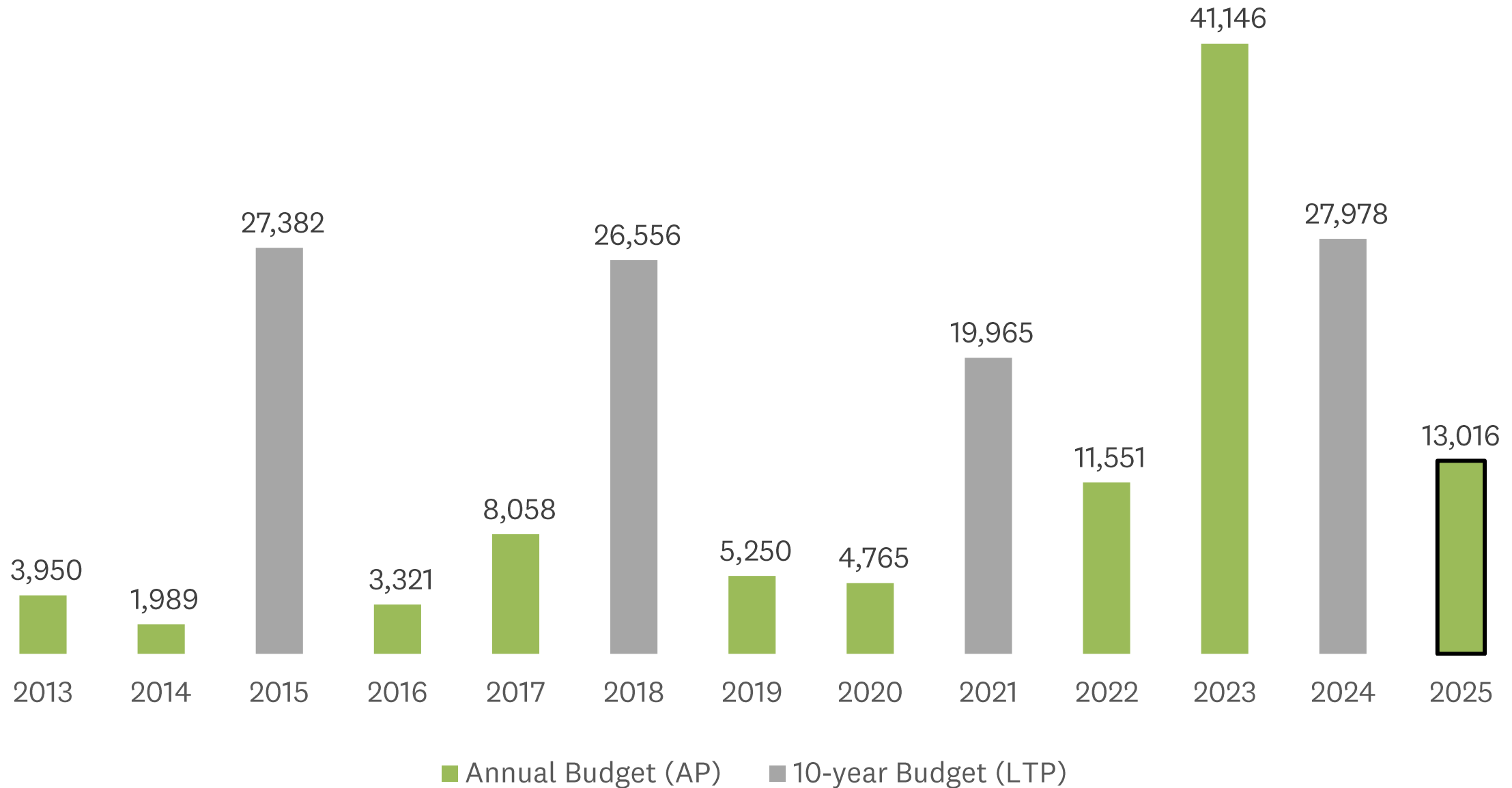


# Māori engagement on Annual Plan 2025-2026

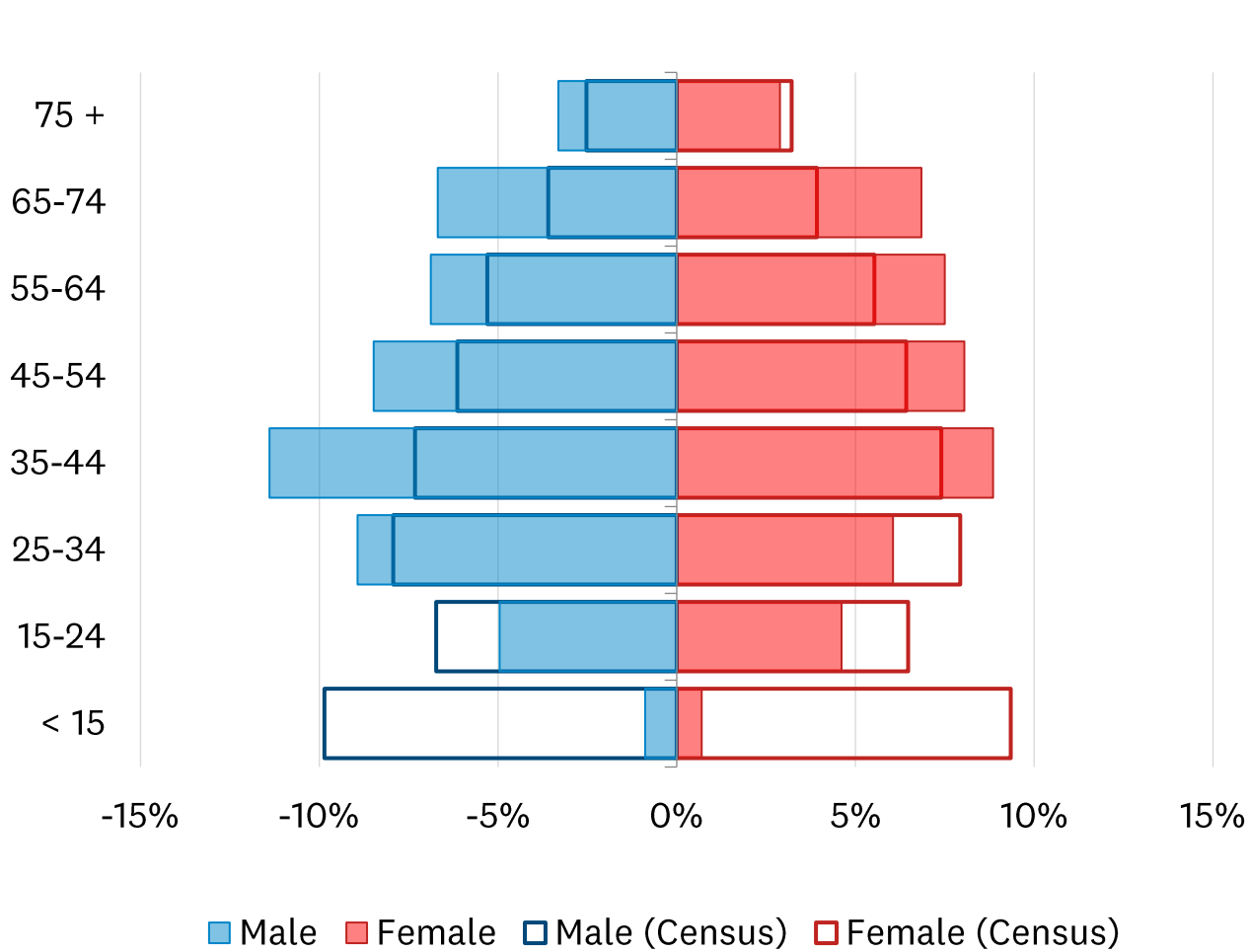
- A series of workshop sessions were held on-line before and during the consultation period with mana whenua and mātāwaka groups on the content of the Annual Plan 2025-2026. It was an opportunity to encourage submissions and to respond to questions relevant to the Annual Plan
- Council staff attended 3 Waitangi Day events to raise awareness of the Annual Plan and to promote the submission process
- Submissions were also encouraged with specific sector groups such as Whanau Hauā, Rainbow, Rangatahi, pakihi Māori and Te Kotahi a Tāmaki, the Marae collective
- A “Have your Say” event was also held at the Auckland Town Hall for mana whenua and mātāwaka on Monday 24 March 2025 with six mana whenua participants and six mātāwaka roopu presenting to the Governing Body.



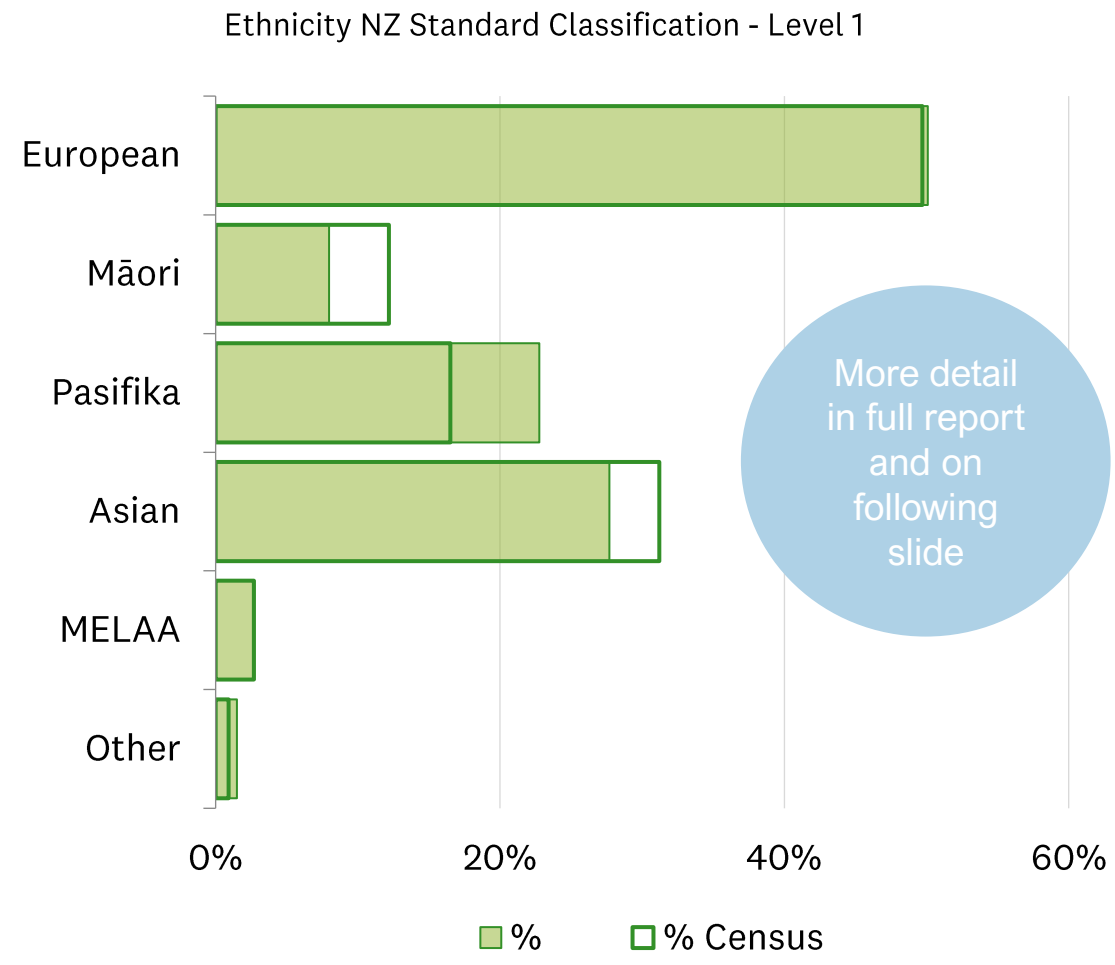
# Second most pieces of feedback for an AC annual plan



# We heard from a wide age range and ethnic groups



All feedback with age and male or female gender indicated (excludes organisations) = 8,462



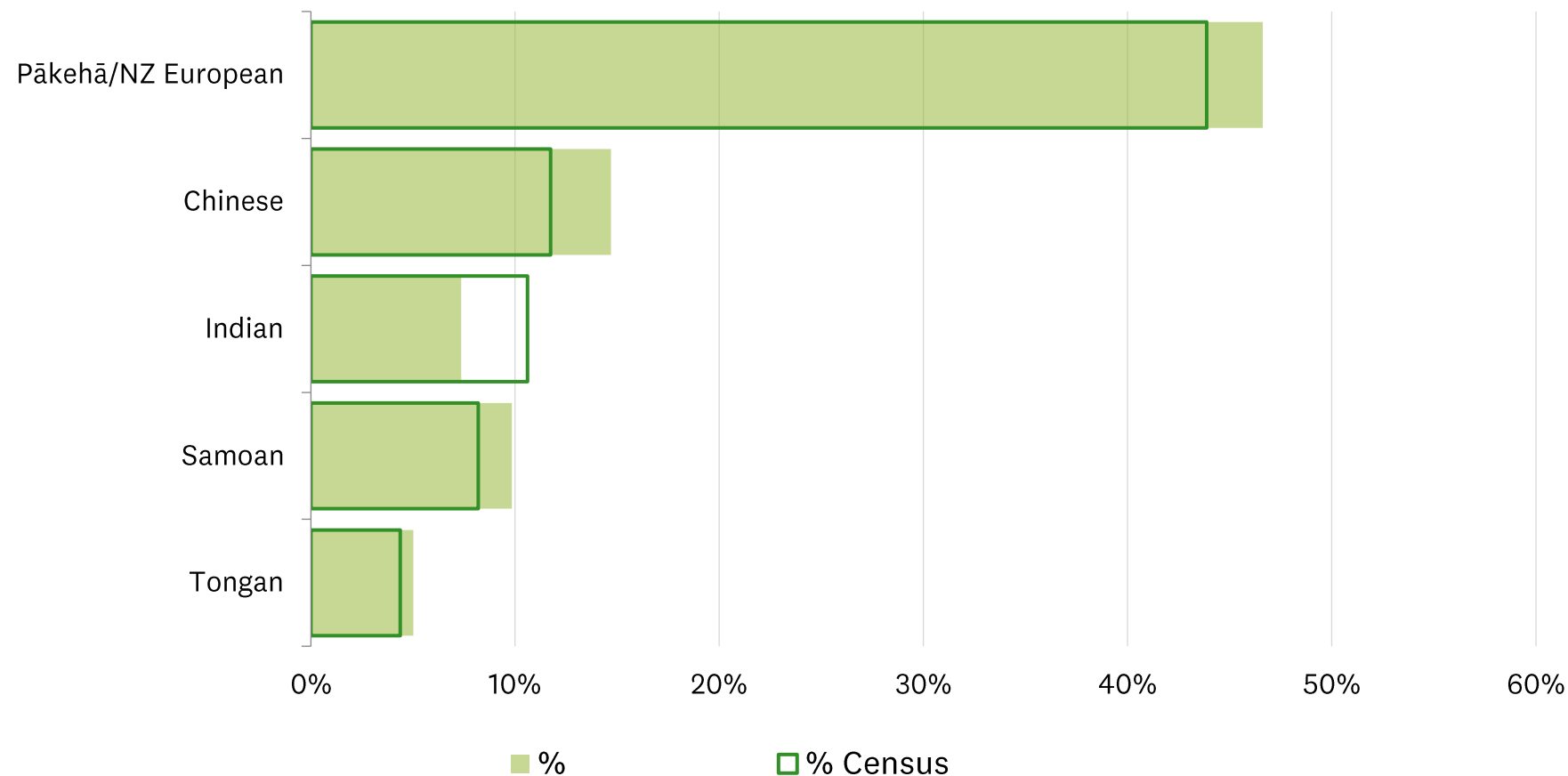
All feedback with ethnicity indicated (excludes organisations) = 9,341

More detail in full report and on following slide



# Proportion of feedback by ethnicity, compared to Census

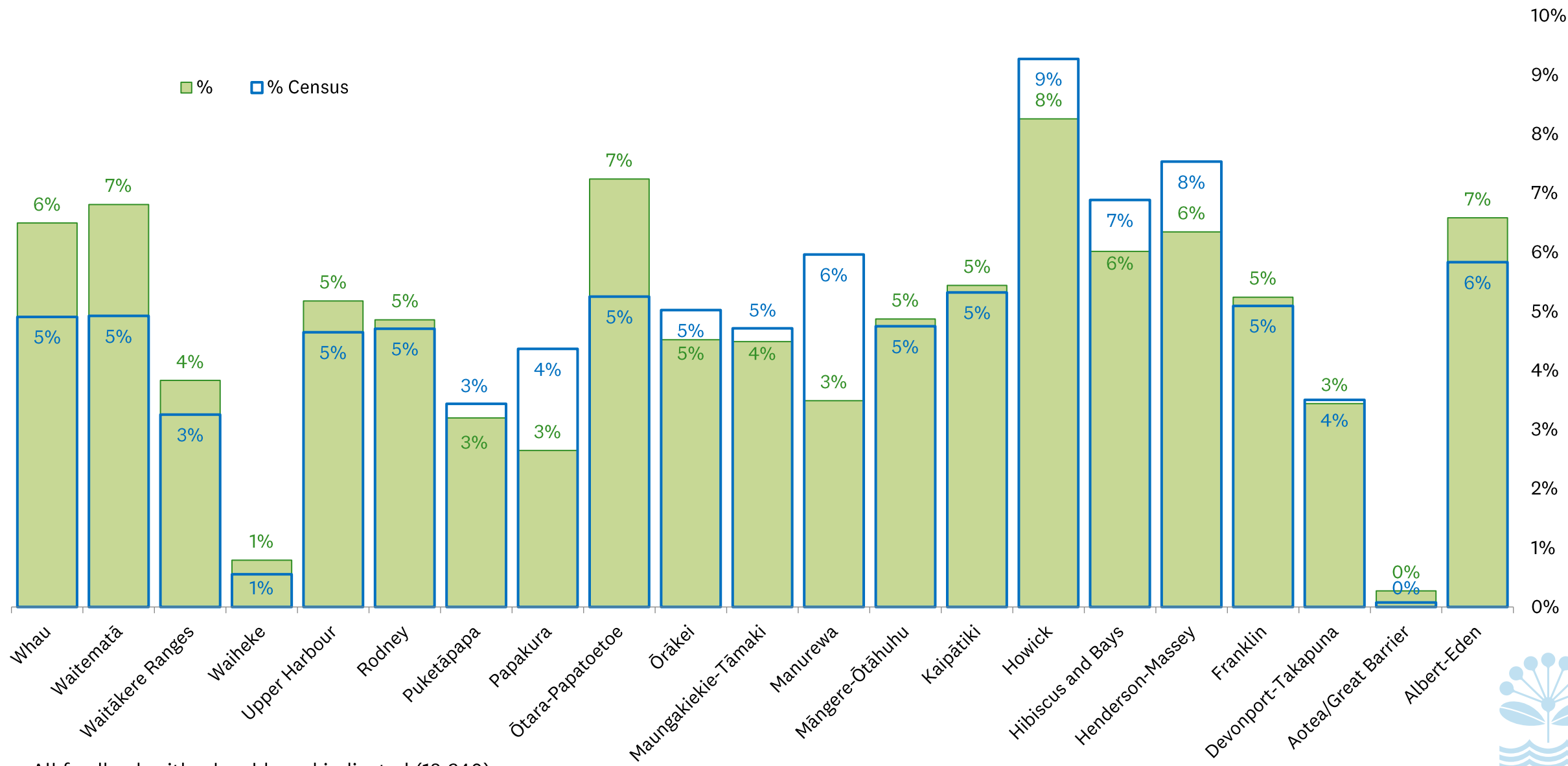
Common ethnicities ( $\geq 5\%$  of feedback with ethnicity indicated, Ethnicity NZ Standard Classification – Level 2)



Base for percentages is all feedback with ethnicity indicated = 9,341



# Submitters' local board of residence largely tracks share of population, with some variation - most notably in Manurewa



All feedback with a local board indicated (12,640)





## Question 1: Our Overall Plan

### What is your opinion on our proposed annual plan?

- ☐ Support all
- ☐ Support most
- ☐ Do not support most
- ☐ Do not support any
- ☐ I don't know

Tell us why:

---

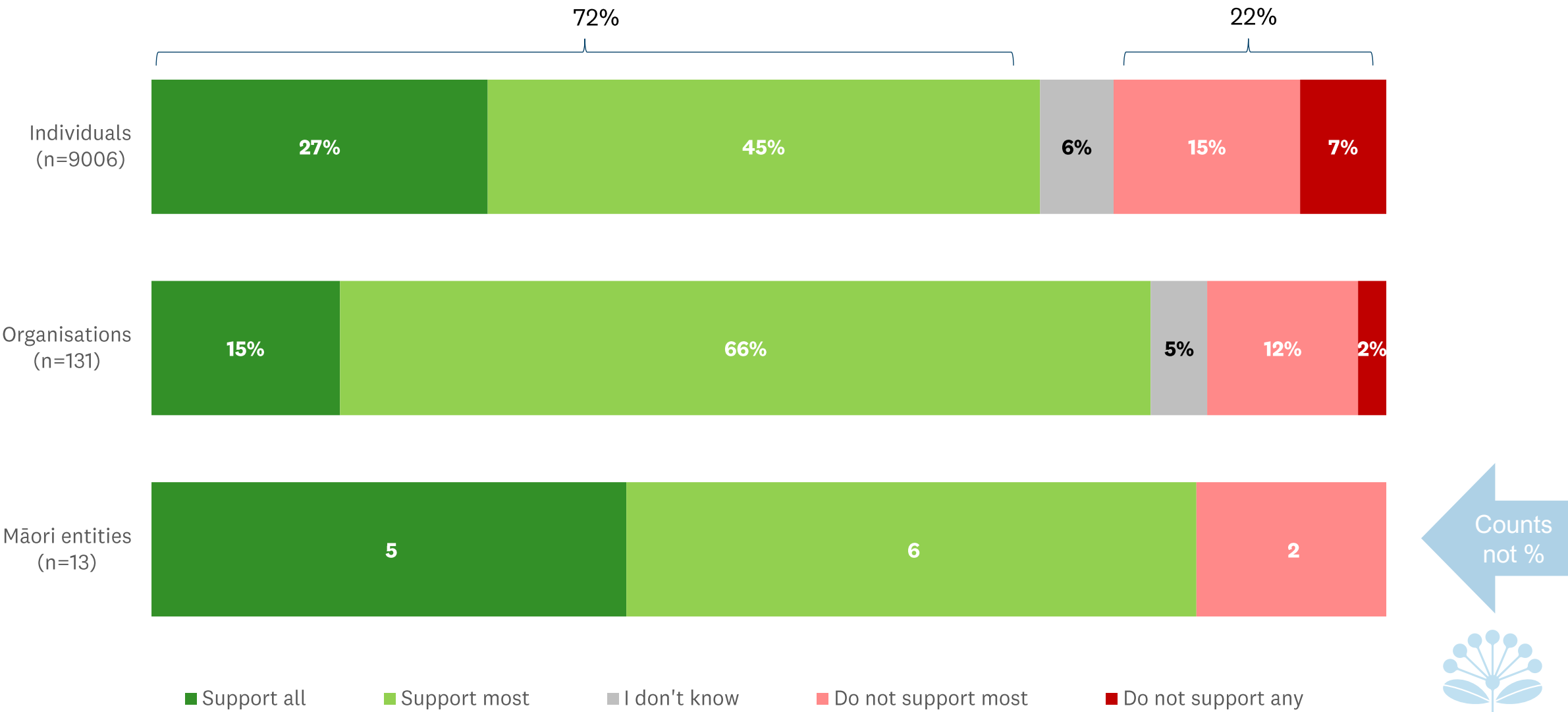
---

---

---



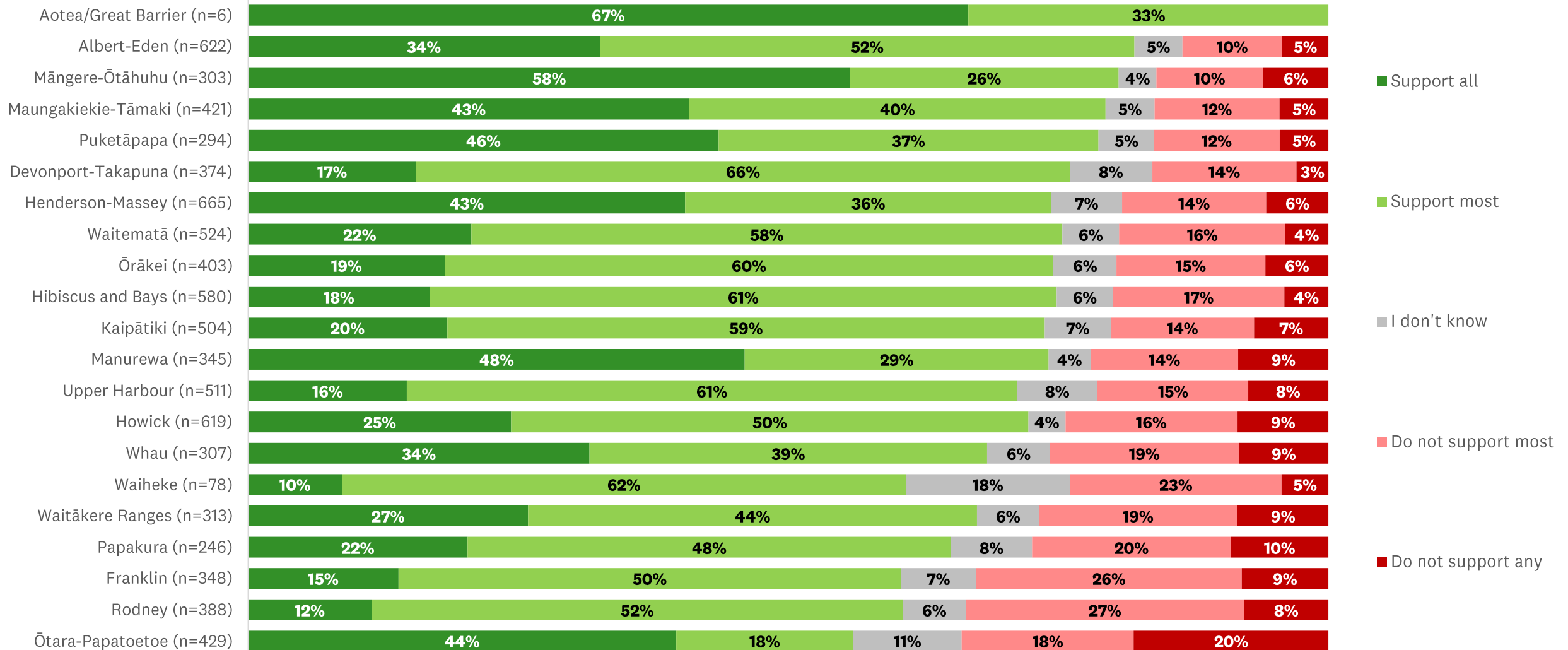
# Of individual submitters, 72% supported all or most, 22% did not support most or any of the proposed annual plan



Counts  
not %



# The majority of submitters from all Local Board areas supported all or most of the plan (just 6 from Aotea/Great Barrier)



# Common themes from individual submitters who supported all or most

Four most common themes by response to the overall plan...

## Support all

Comments

- 1. Generally supportive, no further detail
- 2. Improve public transport
- 3. Infrastructure needed
- 4. Water services (invest/improve)

366

175

134

107

## Support most

Comments

- 1. Improve public transport
- 2. Rates increase concerns
- 3. Infrastructure needed
- 4. Better planning needed

575

555

463

258

54% of individual submitters on this question commented



Only four most common themes by each group of submitters (e.g. group responding Support all) included. Base: 4,855 individual comments to question 1.  
Note: 'Fairer community funding' was previously listed as 4<sup>th</sup> most common theme for 'Support all' but on review had slightly fewer comments than water services (92 vs. 107). Both are detailed in the full report.

# Common themes from individual submitters who **did not support any, did not support most** or indicated I don't know

The four most common themes were the same for those who indicated they did not support any or did not support most...

## **Do not support any** / **do not support most** / I don't know

- 1. Rates increase concerns
- 2. Stop wasteful spending
- 3. General dissatisfaction with council
- 4. High cost of living

Comments		
(not) any	(not) most	Don't know
269	565	24
152	330	19
116	211	23
103	204	9

54% of individual submitters on this question commented



## Question 2: Bed night visitor levy

**Do you support a bed night visitor levy paid by those in short-stay commercial accommodation, to fund destination management, marketing and major events activities?**

- ☐ Support
- ☐ Do not support
- ☐ Other
- ☐ I don't know

Tell us why:

---

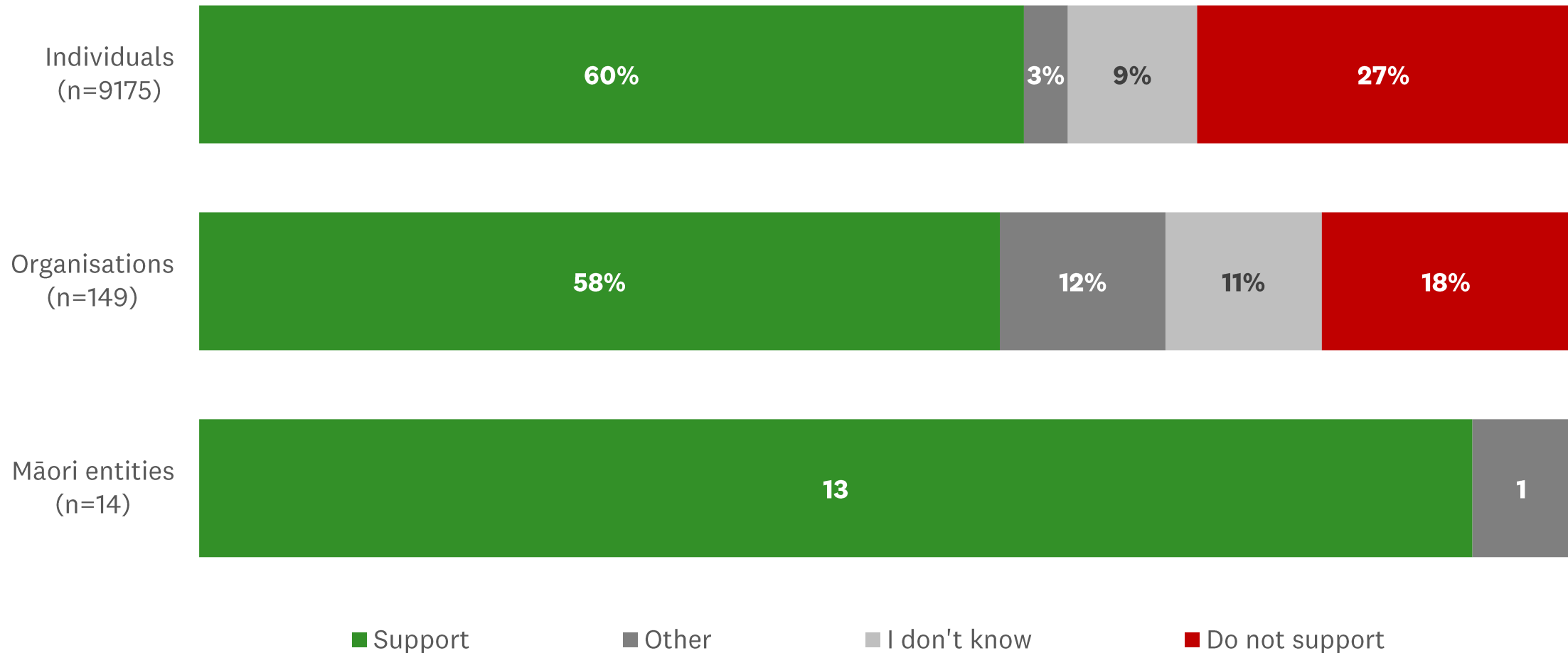
---

---

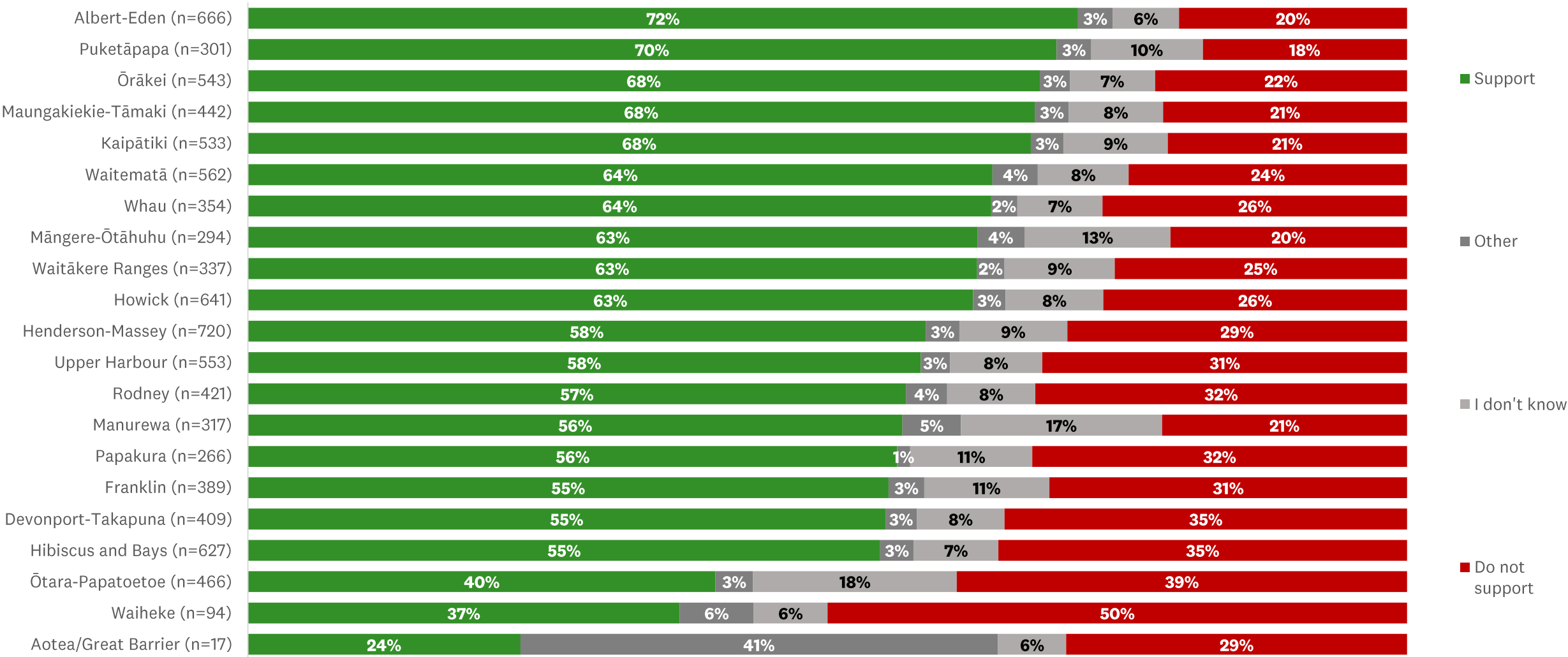
---



# The majority of submitters supported a bed night visitor levy



# The majority of submitters supported a bed night visitor levy in all Local Board areas except Ōtara-Papatoetoe, Waiheke and Aotea/Great Barrier (17 submissions for the latter)





# Bed night visitor levy comments “Tell us why” (individuals)

Four most common themes by support and do not support a bed night visitor levy ...

## Support

	Comments
1. Needed for public event funding	628
2. Visitor contribution to infrastructure	412
3. Reducing local residents costs	349
4. Common overseas	343

## Do not support

	Comments
1. Tourism deterrence concern	661
2. Stop wasteful spending / not a core service / find other savings	369
3. Ineffective proposal / won't work	296
4. Focus on core services	263

54% of individual submitters on this question commented (the same as Q1)



# Bed night visitor levy comments “Tell us why” (individuals)

Four most common themes by support and do not support a bed night visitor levy ...

Other	Comments	I don't know	Comments
1. Reduce local residents costs	58	1. Don't know	117
2. Target international tourists	53	2. Tourism deterrence concern	62
3. Tourism deterrence concern	52	3. Reduce local residents costs	34
4. Need for public event funding	36	4. Need for public event funding	27

54% of individual submitters on this question commented (same as for Q1)



# Question 3A: Changes to other rates, fees and charges

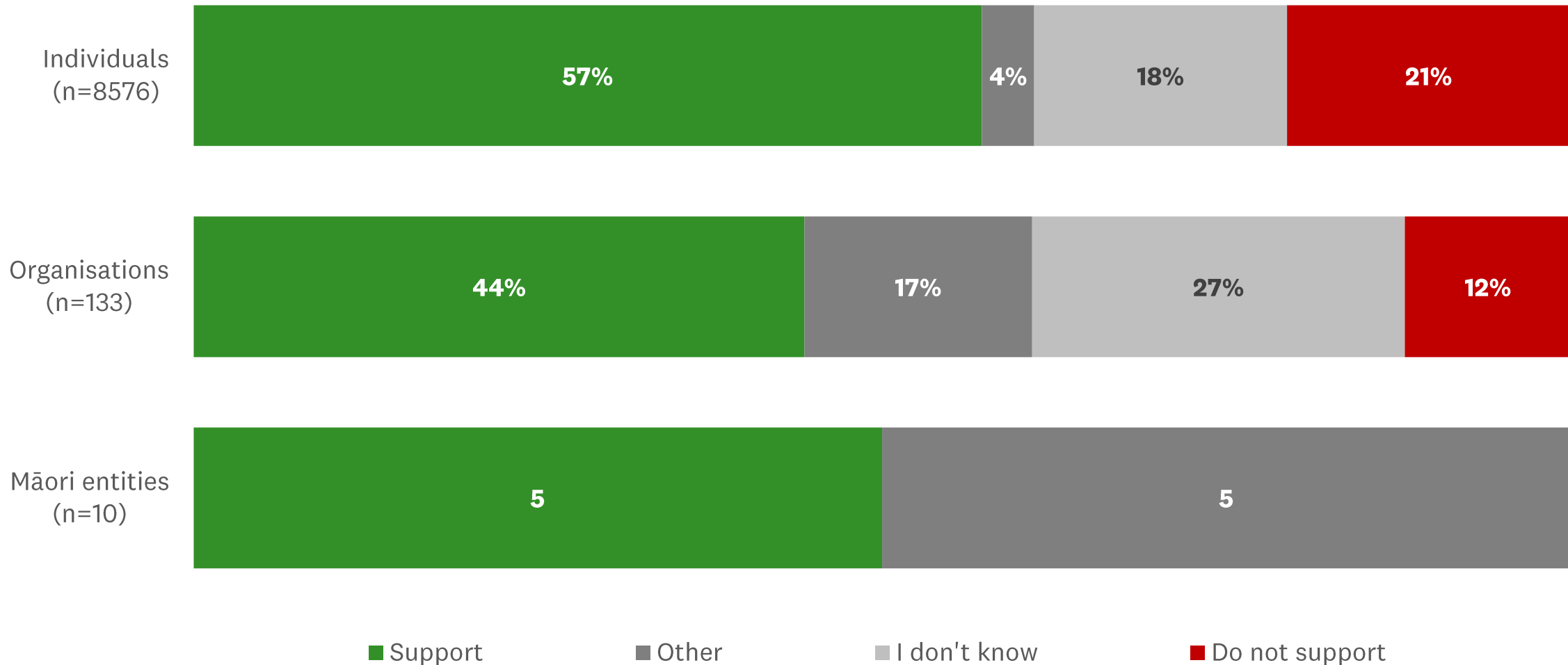
## What do you think of the waste management proposal?

Apply the Refuse Targeted Rate to residential and lifestyle properties in Franklin and Rodney to pay for the council's rubbish collection service, replacing the current system of purchasing rubbish bags.

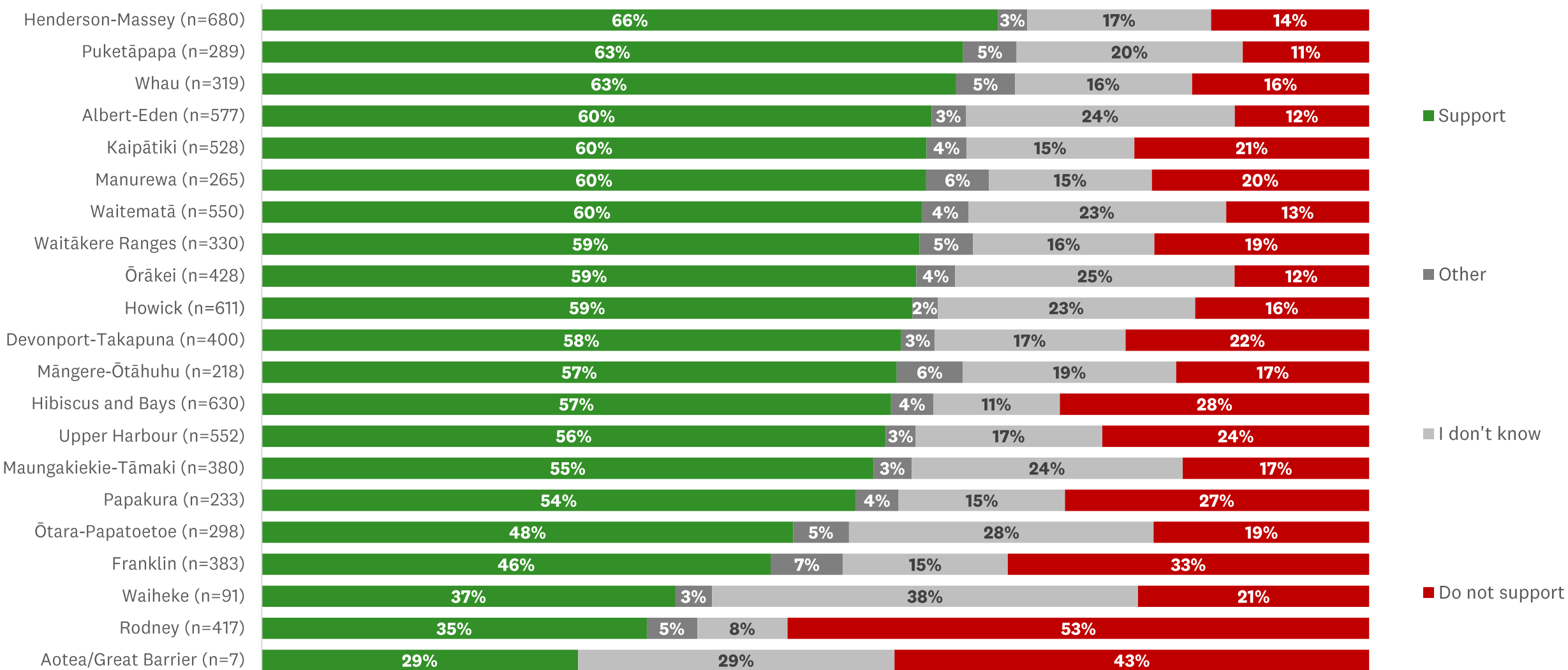
- ☐ Support
- ☐ Do not support
- ☐ Other
- ☐ I don't know



# More supported the waste management proposal than did not support, though a significant number weren't sure



# More supported the proposal than opposed it in each Local Board area except Rodney and Aotea/Great Barrier (3 vs. 2 in the latter)



## Question 3B: Changes to other rates, fees and charges

**Would you like to comment on this or the other rates, fees and charges proposals?**

---

---

---

---



# Comments on waste management proposal and other rates, fees and charges (individuals)

Four most common themes by response to waste management proposal. Comments were sometimes specific to the waste proposal, sometimes more general or it was unclear

## Supported the waste management proposal

- 1. Rates increase concerns
- 2. Prefer use-aligned charges, sometimes in general, sometimes in relation to waste management proposal (*e.g. alignment means charges better reflect provision or prefer pay-as-you-throw but support consistency*)
- 3. Reduce council costs
- 4. High cost of living

Comments

356

195

158

146

## Did not support the proposal

- 1. Prefer use-aligned charges
- 2. Rates increase concerns
- 3. Oppose paying for seldom used or unused services
- 4. General dissatisfaction with council

Comments

425

372

297

242



# Comments on waste management proposal and other rates, fees and charges (individuals)

Four most common themes for those who responded Other and those who responded I don't know, to the waste management proposal.

Comments were sometimes specific to the proposal and sometimes not.

Other	Comments	I don't know	Comments
1. Rates increase concerns	64	1. Rates increase concerns	154
2. Prefer use-aligned charges (sometimes in general, sometimes in relation to waste management proposal)	54	2. Reduce council costs	79
3. Oppose paying for a seldom or unused service	45	3. General dissatisfaction with council	79
4. General dissatisfaction with council	43	4. High cost of living	71

Only four most common themes by each group of submitters (i.e. group responding support) included. Base: 325 (Other) and 502 (I don't know) respective individual comments to question 3.  
Note: In an earlier version of this slide presented, the four most common themes were shown for 'Other' and 'I don't know' combined.





# Sharing consultation feedback

Report and presentation  
published online today

Individual submissions (organised  
by local board) available on  
AKHaveYourSay

