

Age-friendly Franklin

Tāmaki tauawhi kaumātua



Auckland has the largest population of people aged 65 and older in New Zealand, living in different local board areas.

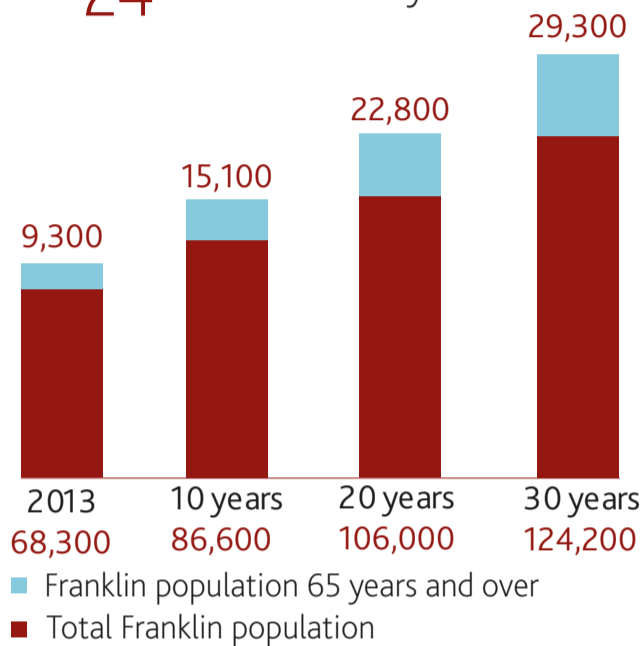
Auckland's older population is not a homogenous group. Differences include :

- life stages
- needs and abilities
- ethnicity and language
- rural or urban location
- financial independence.

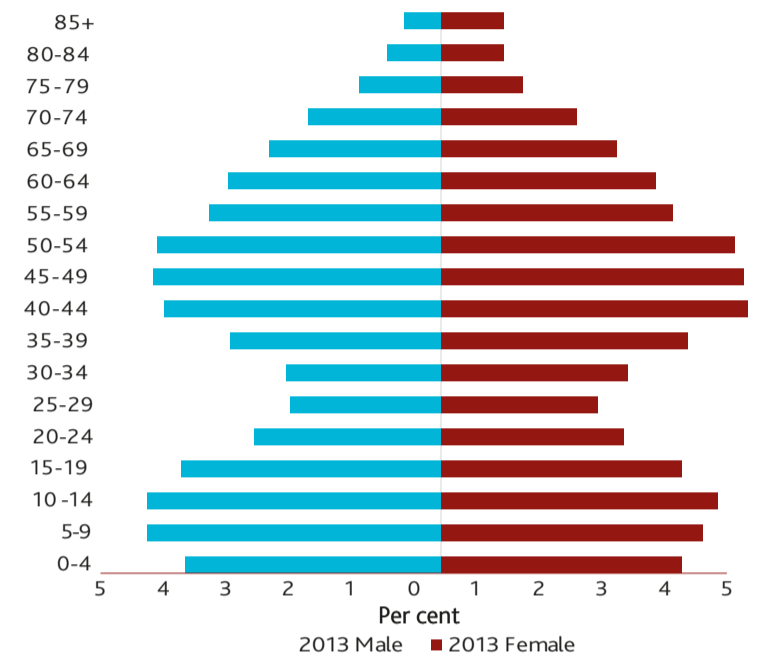
These differences affect how older people contribute and participate in their local area and wider community.

13.6%

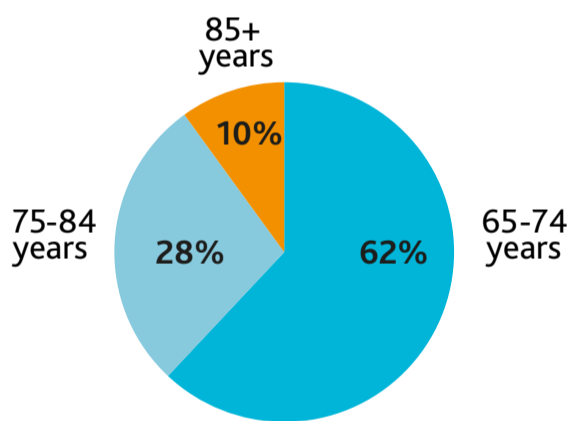
of Franklin's population was over 65 years of age in 2013 growing to **24%** in the next 30 years



A large proportion of Franklin residents are aged **40 and older**



AGE DISTRIBUTION OF RESIDENTS OVER 65



ETHNIC COMPOSITION OF OLDER RESIDENTS

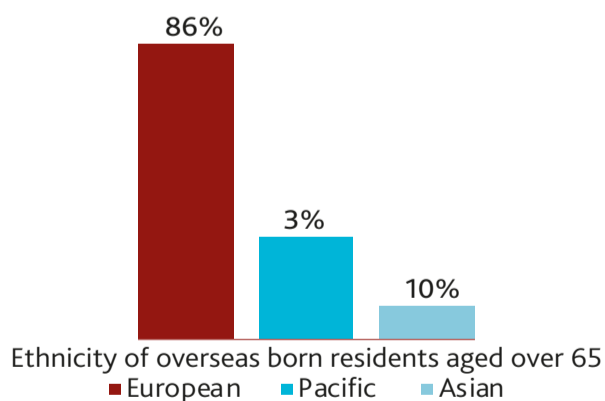
All residents	Ethnicity	Older residents
13%	Māori	5%
85%	European	92%
6%	Asian	3%
4%	Pacific peoples	1%

PLACE OF BIRTH

27% of Franklin's older population were born **OVERSEAS**



ETHNIC COMPOSITION OF OVERSEAS BORN OLDER RESIDENTS



2% OR 123

of older residents cannot speak English



HOME OWNERSHIP



79%

of older Franklin residents own or partly own their residence

EMPLOYMENT

27%



of older residents are in full time or part time paid employment

MEDIAN PERSONAL INCOME

\$22,300



This is higher than all older Aucklanders

All older Aucklanders

\$20,900

Older Franklin residents working part-time

\$28,500

Older Franklin residents working full-time

\$51,900