

Age-friendly Great Barrier Tāmaki tauawhi kaumātua



Auckland has the largest population of people aged 65 and older in New Zealand, living in different local board areas.

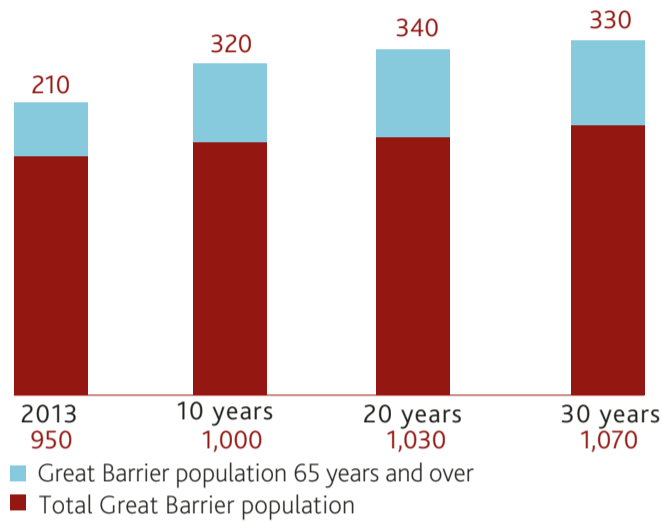
Auckland's older population is not a homogenous group. Differences include:

- life stages
- needs and abilities
- ethnicity and language
- rural or urban location
- financial independence.

These differences affect how older people contribute and participate in their local area and wider community.

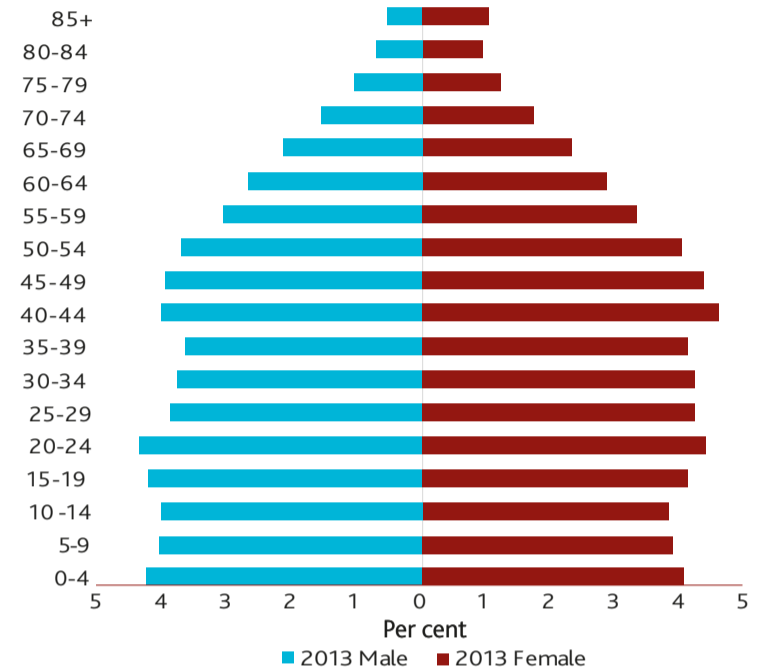
22%

of Great Barrier's population was over 65 years of age in 2013 growing to **33%** in the next 30 years

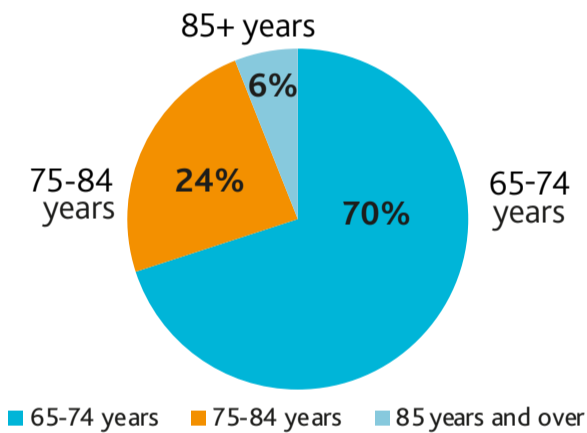


55%

of people living on Great Barrier are aged 50 and older



AGE DISTRIBUTION OF RESIDENTS OVER 65



ETHNIC COMPOSITION OF OLDER RESIDENTS


All residents	Ethnicity	Older residents
18%	Māori	12%
90%	European	92%
1%	Asian	0%
3%	Pacific	2%
1%	MEELA	0%

PLACE OF BIRTH

28% of Great Barrier's older residents were born **OVERSEAS**



ETHNIC COMPOSITION OF OVERSEAS BORN OLDER RESIDENTS



in **2013** all Great Barrier residents over 65 could speak English



HOME OWNERSHIP



77% of older Great Barrier residents own or partly own their residence

EMPLOYMENT

27% of older residents are in full time or part time paid employment



MEDIAN PERSONAL INCOME

\$19,300
This is lower than all older Aucklanders



All older Aucklanders	\$20,900
Older GB residents working part-time	\$27,500
Older GB residents working full-time	\$39,200