

Age-friendly Henderson-Massey

Tāmaki tauawhi kaumātua



Auckland has the largest population of people aged 65 and older in New Zealand, living in different local board areas.

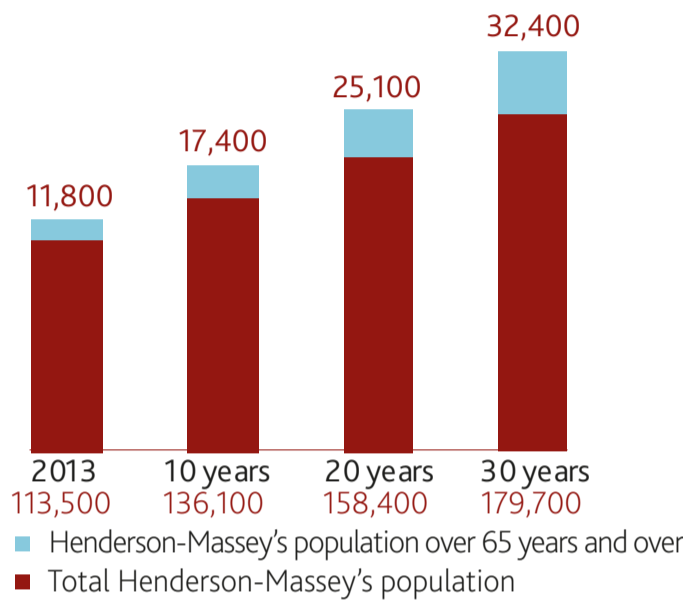
Auckland's older population is not a homogenous group. Differences include:

- life stages
- needs and abilities
- ethnicity and language
- rural or urban location
- financial independence.

These differences affect how older people contribute and participate in their local area and wider community.

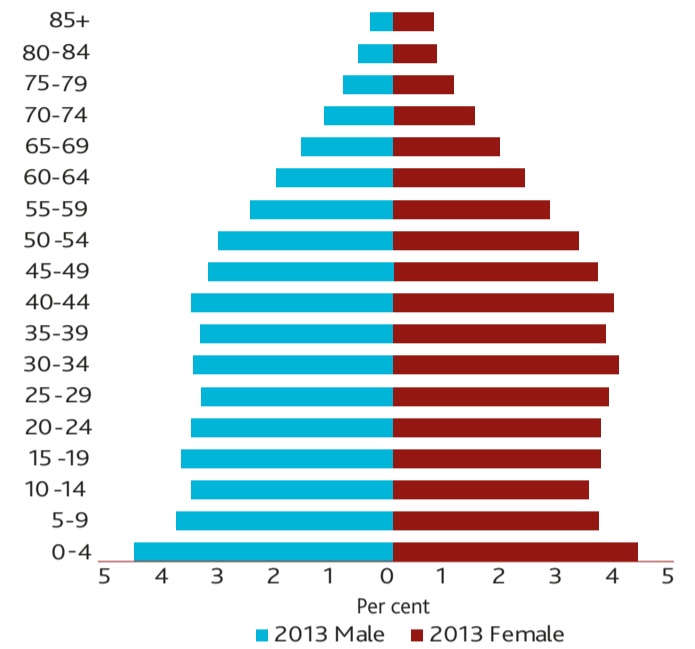
10%

of the Henderson-Massey population are aged 65 and older
18% in the next 30 years

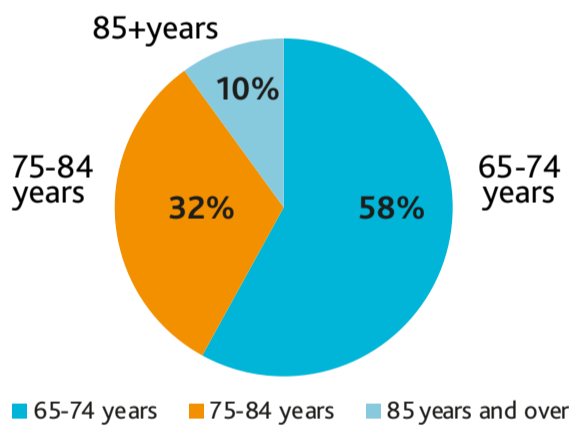


11%

of the Henderson-Massey population are aged 65 and older.



AGE DISTRIBUTION OF RESIDENTS OVER 65



ETHNIC COMPOSITION OF OLDER RESIDENTS

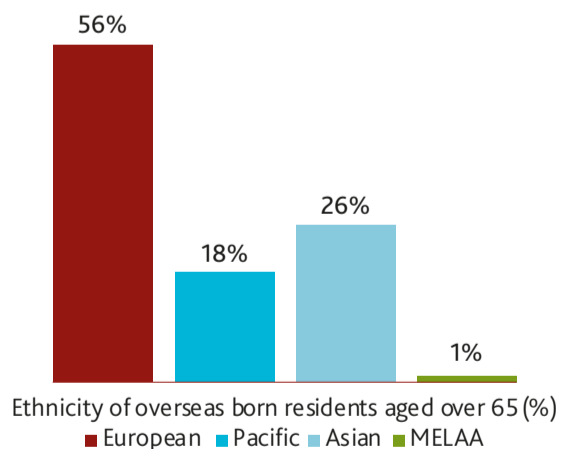
All residents	Ethnicity	Older residents
16%	Māori	6%
56%	European	76%
22%	Asian	12%
19%	Pacific	8%
2%	MEELA	1%

PLACE OF BIRTH

46% of Henderson Massey's older population were born OVERSEAS



ETHNIC COMPOSITION OF OVERSEAS BORN OLDER RESIDENTS



10% OR 1029

of older residents cannot speak English



HOME OWNERSHIP



65%

of older Henderson-Massey residents own or partly own their residence

EMPLOYMENT

19%



of older residents are in full time or part time paid employment

MEDIAN PERSONAL INCOME

\$18,800



This is lower than all older Aucklanders

All older Aucklanders

Older HM residents working part-time

Older HM residents working full-time

\$20,900

\$26,200

\$51,500