

Age-friendly Howick

Tāmaki tauawhi kaumātua



Auckland has the largest population of people aged 65 and older in New Zealand, living in different local board areas.

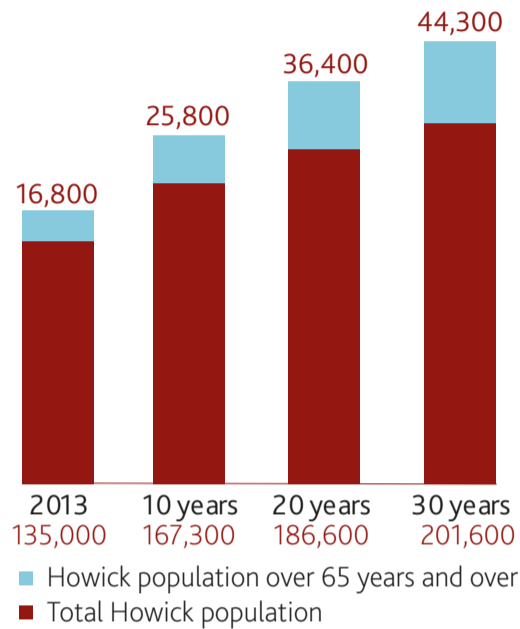
Auckland's older population is not a homogenous group. Differences include:

- life stages
- needs and abilities
- ethnicity and language
- rural or urban location
- financial independence.

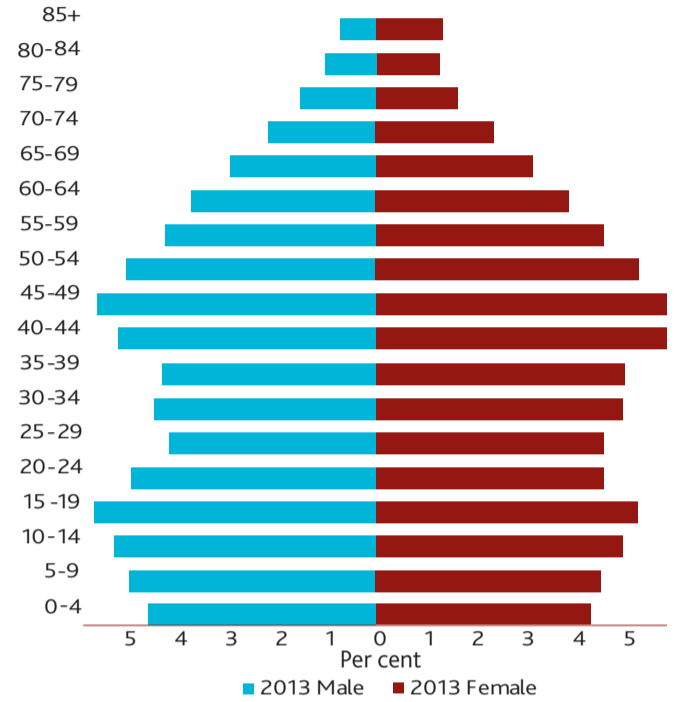
These differences affect how older people contribute and participate in their local area and wider community.

12%

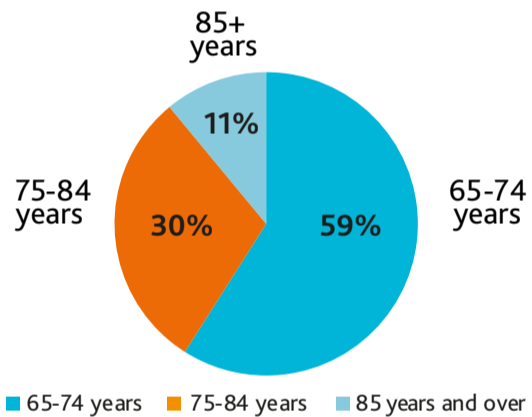
of Howick's population was over 65 years of age in 2013 growing to **22%** in the next 30 years



A high proportion of of Howick residents are aged 40-69



AGE DISTRIBUTION OF RESIDENTS OVER 65



ETHNIC COMPOSITION OF OLDER RESIDENTS

All residents	Ethnicity	Older residents
5%	Māori	2%
55%	European	73%
39%	Asian	23%
5%	Pacific peoples	1%
2%	MEELA	1%

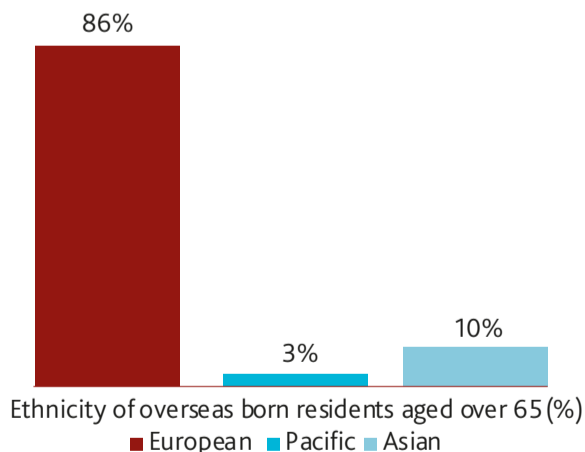
PLACE OF BIRTH

27%

of Howick's older population were born **OVERSEAS**



ETHNIC COMPOSITION OF OVERSEAS BORN OLDER RESIDENTS



13% OR 2031

of older residents cannot speak English



HOME OWNERSHIP



69%

of older Howick residents own or partly own their residence

EMPLOYMENT

21%

of older residents are in full time or part time paid employment

MEDIAN PERSONAL INCOME

\$21,000

This is higher than all older Aucklanders



All older Aucklanders

All older Aucklanders	\$20,900
Older Howick residents working part-time	\$31,200
Older Howick residents working full-time	\$58,100