

Age-friendly Māngere-Ōtāhuhu

Tāmaki tauawhi kaumātua



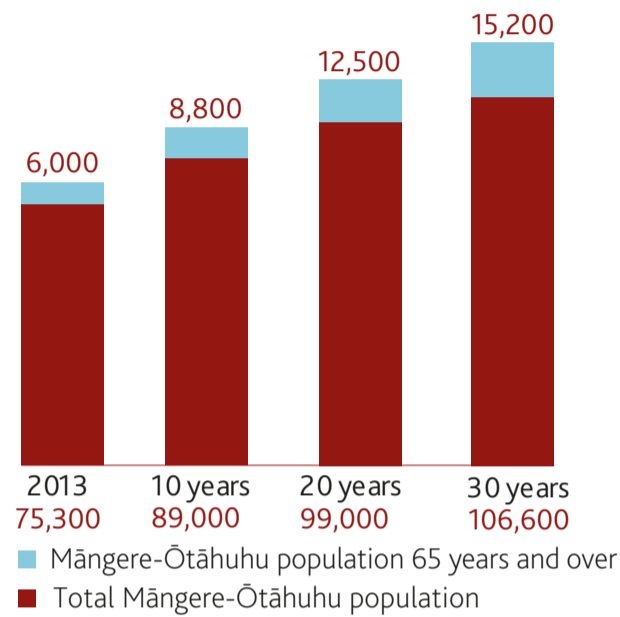
Auckland has the largest population of people aged 65 and older in New Zealand, living in different local board areas.

Auckland's older population is not a homogenous group. Differences include:

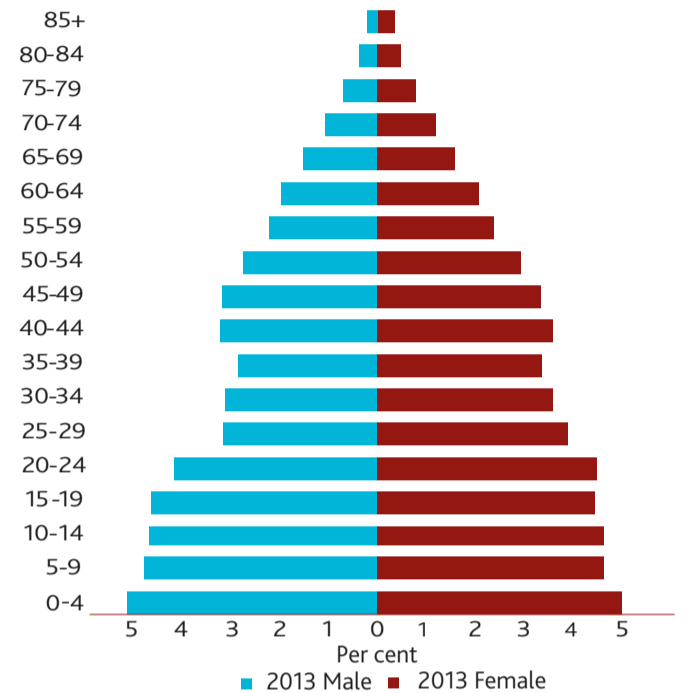
- life stages
- needs and abilities
- ethnicity and language
- rural or urban location
- financial independence.

These differences affect how older people contribute and participate in their local area and wider community.

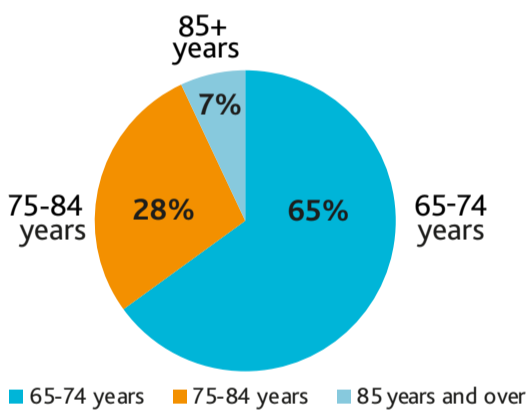
8% of Māngere-Ōtāhuhu population was over 65 years of age in 2013 growing to 14% in the next 30 years



8% of residents are aged 65 and older, compared with 11.5% for Auckland.



AGE DISTRIBUTION OF RESIDENTS OVER 65



ETHNIC COMPOSITION OF OLDER RESIDENTS

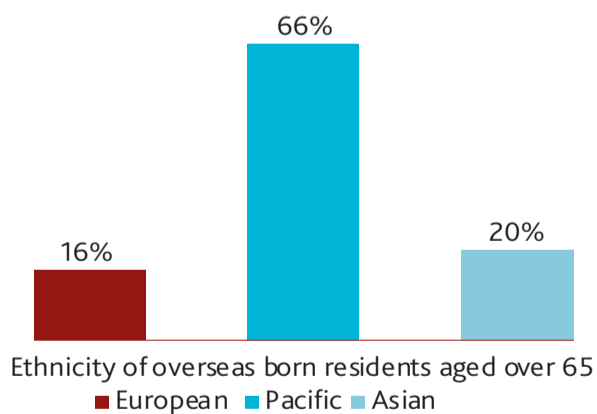
All residents	Ethnicity	Older residents
16%	Māori	11%
19%	European	37%
17%	Asian	13%
60%	Pacific peoples	41%
1%	MELAA	0%

PLACE OF BIRTH

62% of the older population of Māngere-Ōtāhuhu were born OVERSEAS



ETHNIC COMPOSITION OF OVERSEAS BORN OLDER RESIDENTS



15% OR 1008 of older residents cannot speak English



HOME OWNERSHIP



47% of older Māngere-Ōtāhuhu residents own or partly own their residence

EMPLOYMENT

19% of older residents are in full time or part time paid employment



MEDIAN PERSONAL INCOME

\$17,100 this is lower than all older Aucklanders



All Aucklanders	\$20,900
Older Māngere-Ōtāhuhu residents working part-time	\$23,200
Older Māngere-Ōtāhuhu residents working full-time	\$43,000