

# Age-friendly Manurewa

## Tāmaki tauawhi kaumātua



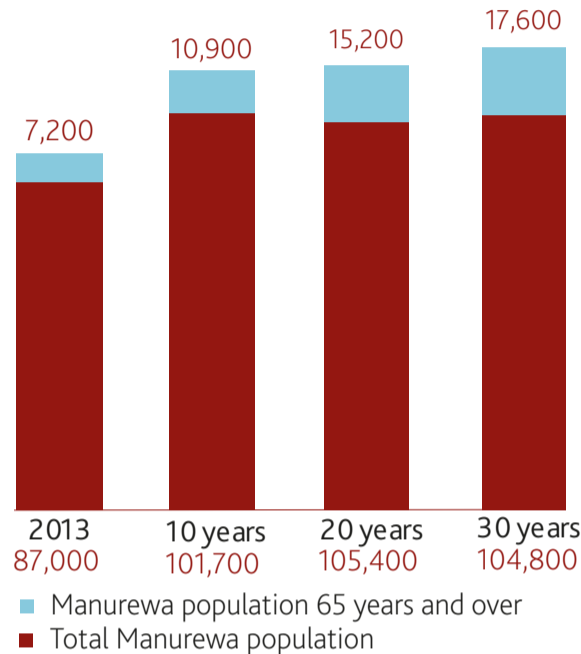
Auckland has the largest population of people aged 65 and older in New Zealand, living in different local board areas.

Auckland's older population is not a homogenous group. Differences include:

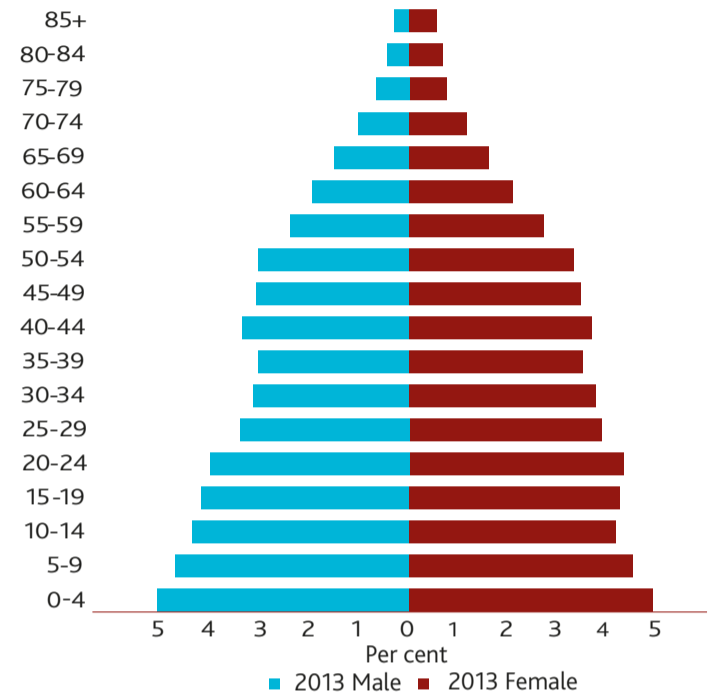
- life stages
- needs and abilities
- ethnicity and language
- rural or urban location
- financial independence.

These differences affect how older people contribute and participate in their local area and wider community.

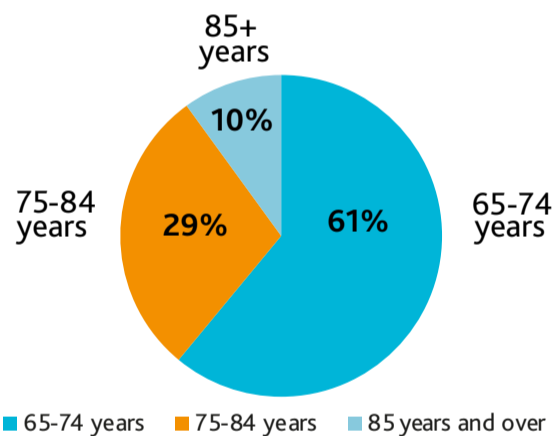
8% of the Manurewa population was over 65 years of age in 2013 growing to 17% in the next 30 years



There is a high proportion of people aged 40-65 in Manurewa



### AGE DISTRIBUTION OF RESIDENTS OVER 65



### ETHNIC COMPOSITION OF OLDER RESIDENTS

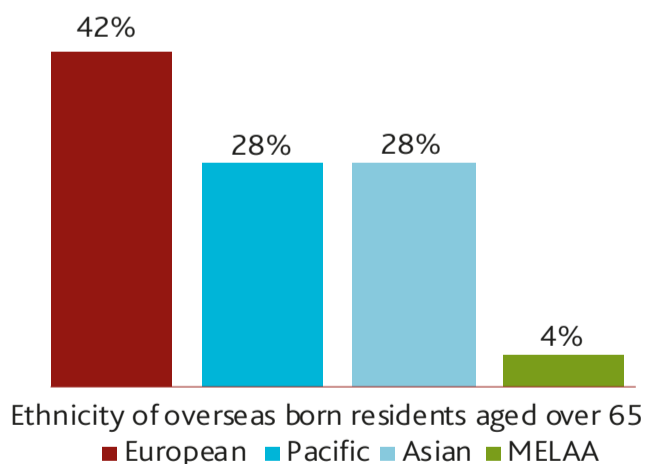
All residents	Ethnicity	Older residents
25%	Māori	10%
37%	European	64%
20%	Asian	13%
33%	Pacific people	13%
2%	MELAA	2%

### PLACE OF BIRTH

46% of the older population of Manurewa were born OVERSEAS



### ETHNIC COMPOSITION OF OVERSEAS BORN OLDER RESIDENTS



11% OR 699 of older residents cannot speak English



### HOME OWNERSHIP



60% of older Manurewa residents own or partly own their residence

### EMPLOYMENT

19%



of older residents are in full time or part time paid employment

### MEDIAN PERSONAL INCOME

\$18,600



this is higher than all older Aucklanders

### All Aucklanders

All Aucklanders	\$20,900
Older Manurewa residents working part-time	\$27,000
Older Manurewa residents working full-time	\$51,000