

# Age-friendly Papakura

## Tāmaki tauawhi kaumātua



Auckland has the largest population of people aged 65 and older in New Zealand, living in different local board areas.

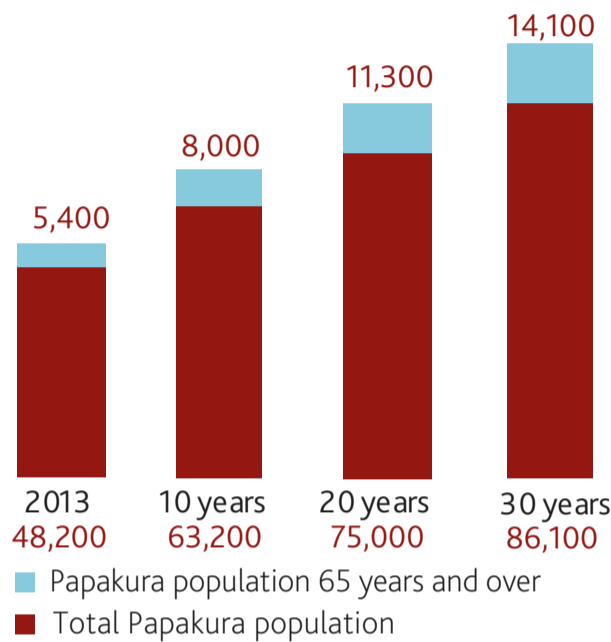
Auckland's older population is not a homogenous group. Differences include:

- life stages
- needs and abilities
- ethnicity and language
- rural or urban location
- financial independence.

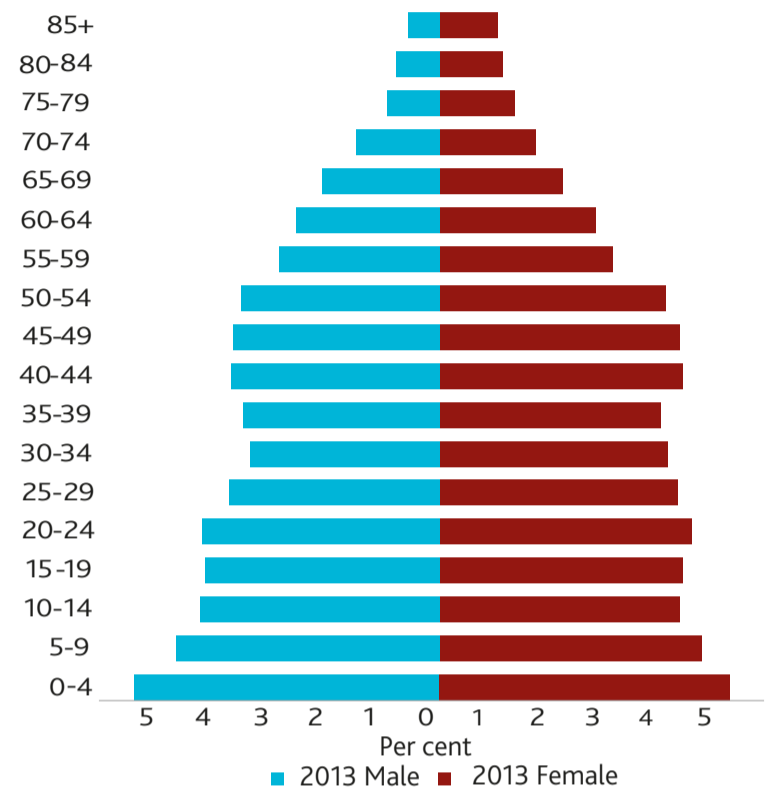
These differences affect how older people contribute and participate in their local area and wider community.

# 11%

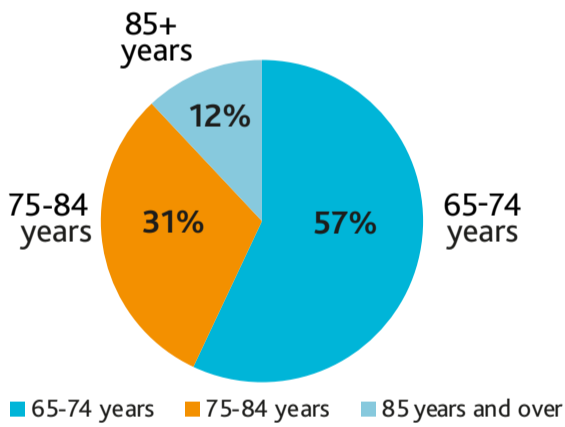
of the population of Papakura was over 65 years of age in 2013 growing to **16%** in the next 30 years



There is a high proportion of people aged 35-60 in Papakura



### AGE DISTRIBUTION OF RESIDENTS OVER 65



### ETHNIC COMPOSITION OF OLDER RESIDENTS

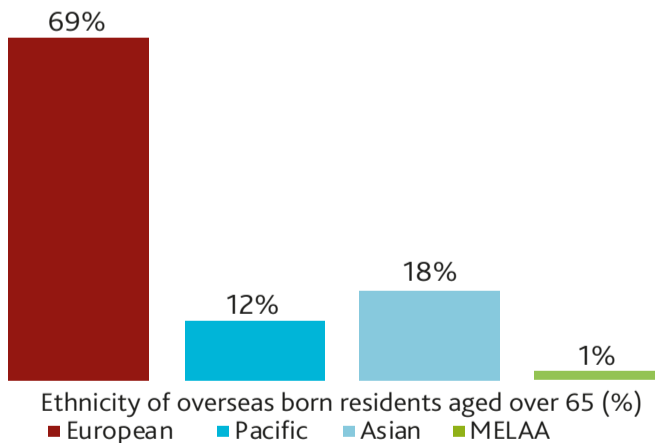
| All residents | Ethnicity | Older residents |
|---------------|-----------|-----------------|
| 28%           | Māori     | 10%             |
| 61%           | European  | 82%             |
| 13%           | Asian     | 6%              |
| 15%           | Pacific   | 4%              |
| 1%            | MELAA     | 0%              |

### PLACE OF BIRTH

**30%** of Papakura's older population were born **OVERSEAS**



### ETHNIC COMPOSITION OF OVERSEAS BORN OLDER RESIDENTS



**4% OR 189** of older residents cannot speak English



### HOME OWNERSHIP



**67%** of older Papakura residents own or partly own their residence

### EMPLOYMENT

**21%**



of older residents are in full time or part time paid employment

### MEDIAN PERSONAL INCOME

**\$20,000**

this is lower than all older Aucklanders



### All Aucklanders

|  |          |
|--|----------|
| All Aucklanders                            | \$20,900 |
| Older Papakura residents working part-time | \$26,700 |
| Older Papakura residents working full-time | \$55,000 |