

Age-friendly Puketāpapa

Tāmaki tauawhi kaumātua



Auckland has the largest population of people aged 65 and older in New Zealand, living in different local board areas.

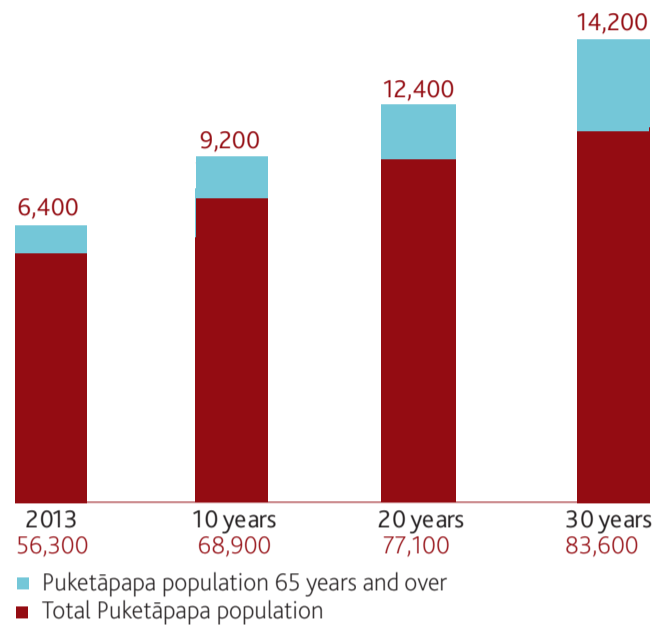
Auckland's older population is not a homogenous group. Differences include :

- life stages
- needs and abilities
- ethnicity and language
- rural or urban location
- financial independence.

These differences affect how older people contribute and participate in their local area and wider community.

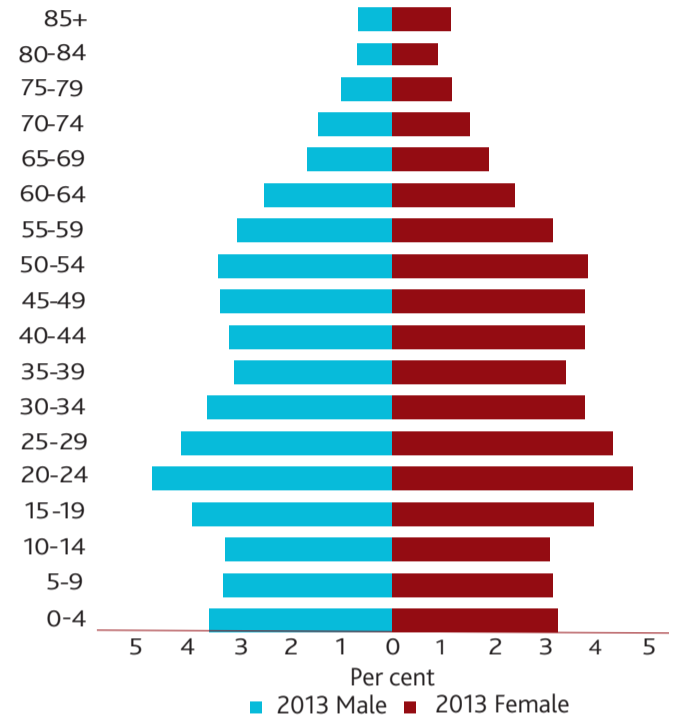
11%

of Puketāpapa's population was over 65 years of age in 2013 growing to **17%** in the next 30 years

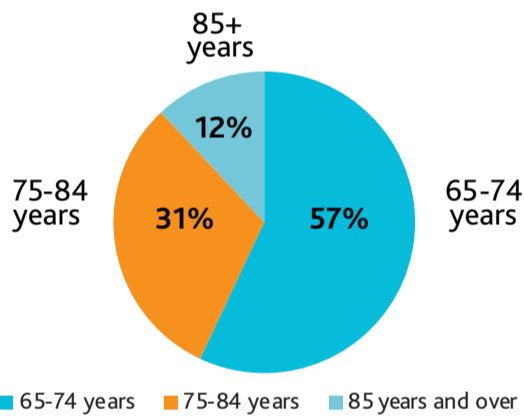


13%

of the Puketapapa population are aged 50 to 59



AGE DISTRIBUTION OF RESIDENTS OVER 65:



ETHNIC COMPOSITION OF OLDER RESIDENTS

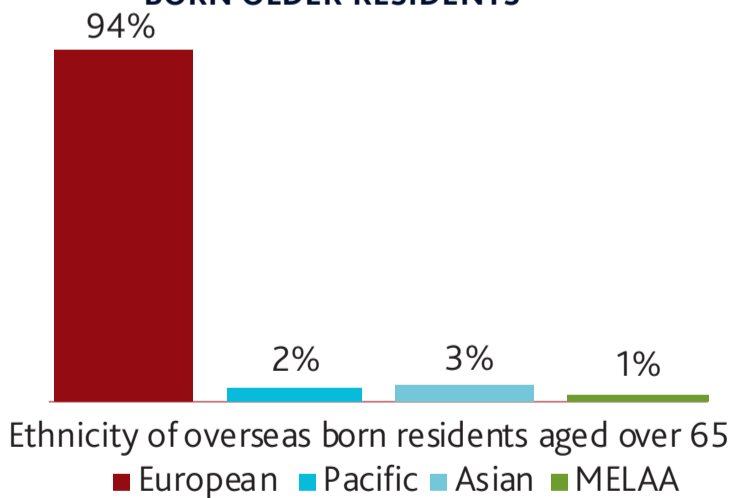
All residents	Ethnicity	Older residents
6%	Māori	3%
38%	European	96%
44%	Asian	1%
16%	Pacific peoples	1%
3%	MEELA	0%

PLACE OF BIRTH

51% of Puketāpapa's older population were born **OVERSEAS**



ETHNIC COMPOSITION OF OVERSEAS BORN OLDER RESIDENTS



15% OR 855

of older residents cannot speak English



HOME OWNERSHIP



57%

of older Puketāpapa residents own or partly own their residence

EMPLOYMENT

17%



of older residents are in full time or part time paid employment

MEDIAN PERSONAL INCOME OF OLDER AUCKLANDERS

\$18,800



this is lower than all older Aucklanders

All older Aucklanders

\$20,900

Older Puketāpapa residents working part-time \$28,100

Older Puketāpapa residents working full-time \$55,800