

Age-friendly Upper Harbour

Tāmaki tauawhi kaumātua



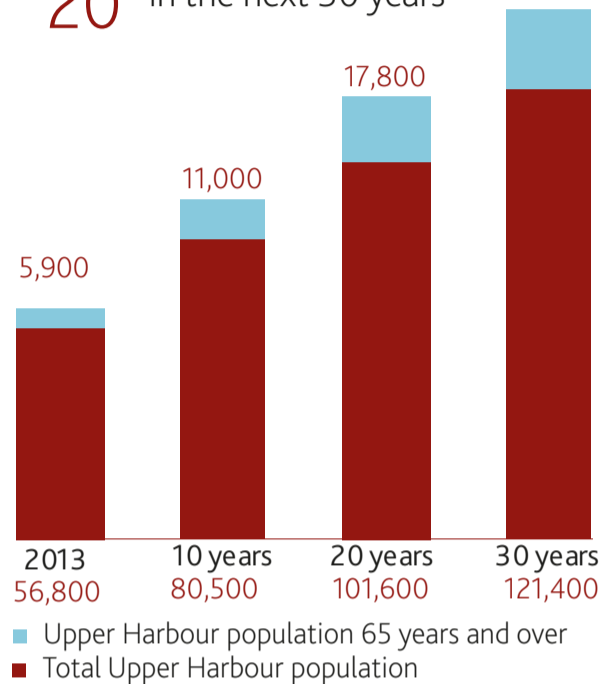
Auckland has the largest population of people aged 65 and older in New Zealand, living in different local board areas.

Auckland's older population is not a homogenous group. Differences include:

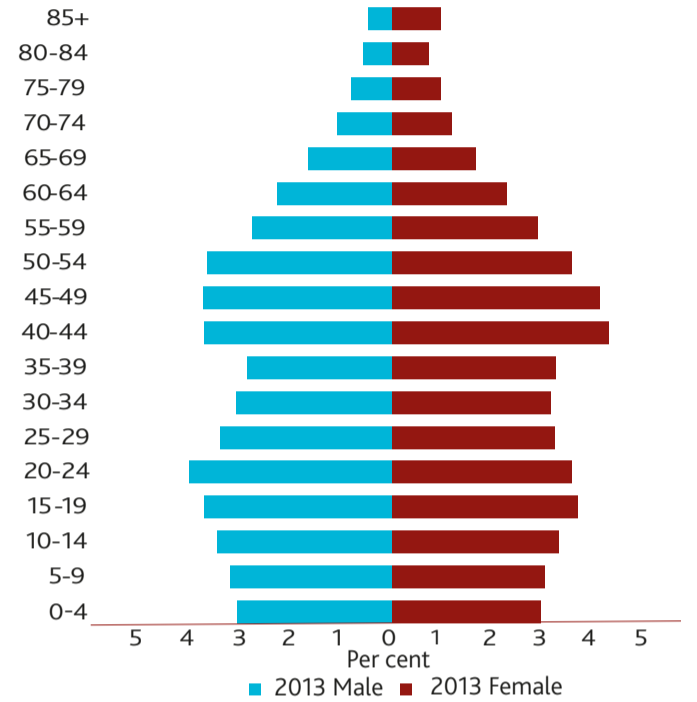
- life stages
- needs and abilities
- ethnicity and language
- rural or urban location
- financial independence.

These differences affect how older people contribute and participate in their local area and wider community.

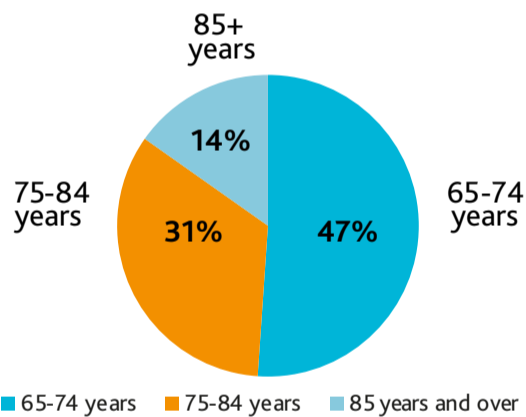
10% of Upper Harbour's population was over 65 years of age in 2013 growing to 20% in the next 30 years



24% of the Upper Harbour population are aged 40-54



AGE DISTRIBUTION OF RESIDENTS OVER 65



ETHNIC COMPOSITION OF OLDER RESIDENTS

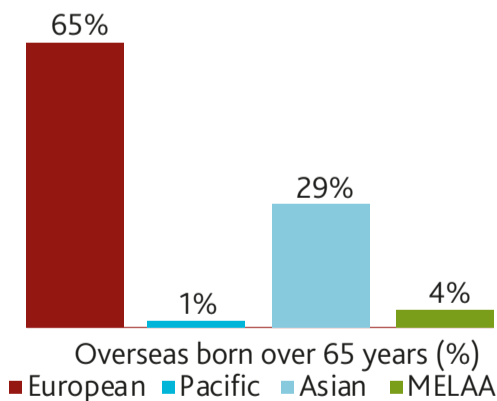
All residents	Ethnicity	Older residents
5%	Māori	1%
66%	European	82%
29%	Asian	14%
2%	Pacific peoples	1%
3%	MEELA	2%

PLACE OF BIRTH

47% of Upper Harbour's older population were born OVERSEAS



ETHNIC COMPOSITION OF OVERSEAS BORN OLDER RESIDENTS



8% OR 450

of older residents cannot speak English



HOME OWNERSHIP



70% of older residents own or partly own their residence

EMPLOYMENT

22% of older residents are in full time or part time paid employment



MEDIAN PERSONAL INCOME OF OLDER AUCKLANDERS

\$21,100

this is higher than all older Aucklanders



All older Aucklanders	\$20,900
Older Upper Harbour residents working part-time	\$30,600
Older Upper Harbour residents working full-time	\$62,000