

Age-friendly Waitematā

Tāmaki tauawhi kaumātua



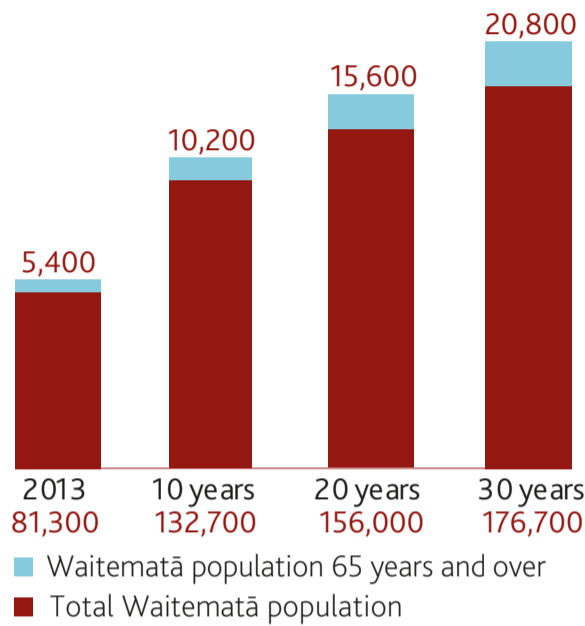
Auckland has the largest population of people aged 65 and older in New Zealand, living in different local board areas.

Auckland's older population is not a homogenous group. Differences include:

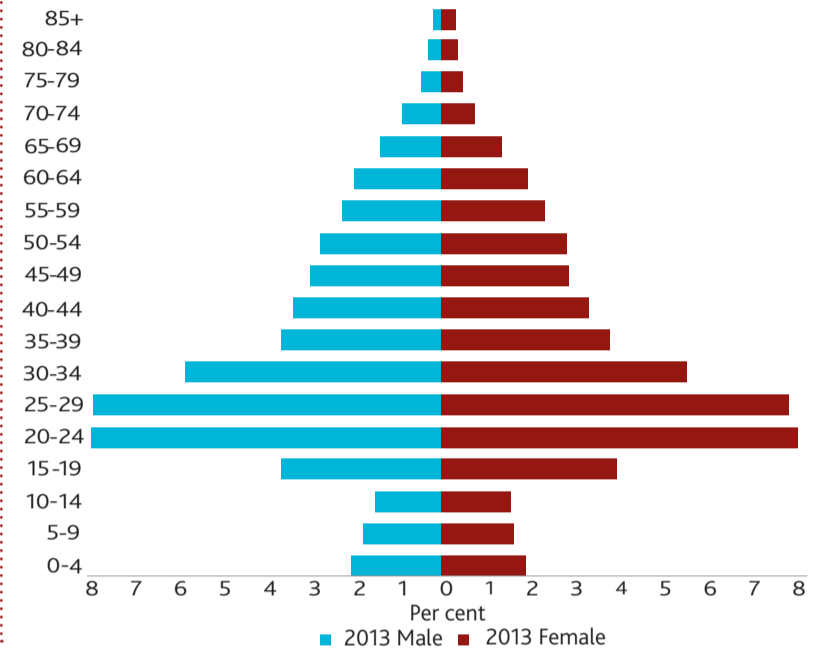
- life stages
- needs and abilities
- ethnicity and language
- rural or urban location
- financial independence.

These differences affect how older people contribute and participate in their local area and wider community.

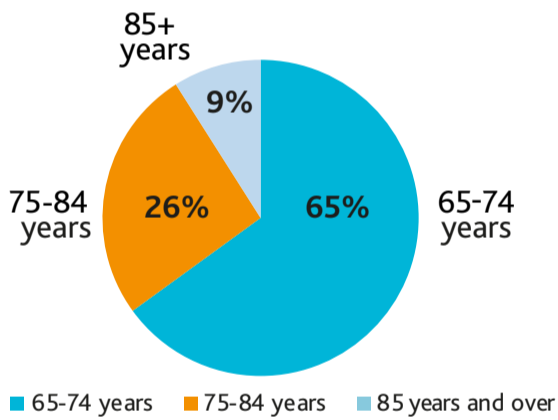
7% of the population of Waitematā was over 65 years of age in 2013 growing to 11% in the next 30 years



6% of Waitematā residents are 65 years and over. This is low compared with 11.5% for Auckland.



AGE DISTRIBUTION OF RESIDENTS OVER 65



ETHNIC COMPOSITION OF OLDER RESIDENTS

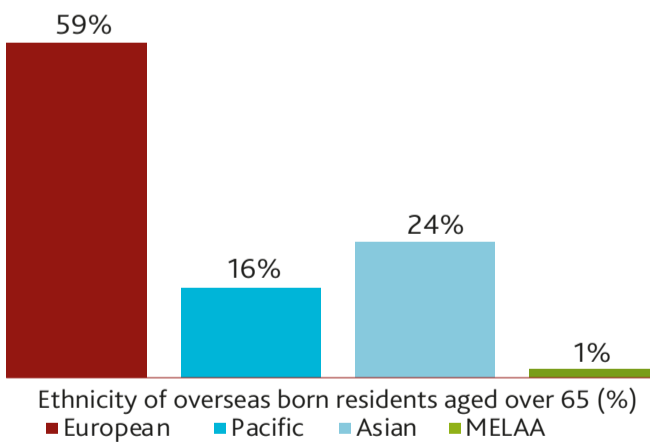
All residents	Ethnicity	Older residents
6%	Māori	3%
63%	European	81%
28%	Asian	10%
5%	Pacific people	7%
3%	MELAA	1%

PLACE OF BIRTH

39% of the older population of Waitematā were born OVERSEAS



ETHNIC COMPOSITION OF OVERSEAS BORN OLDER RESIDENTS



6% OR 249 of older residents cannot speak English



HOME OWNERSHIP



77% of older Waitematā residents own or partly own their residence

EMPLOYMENT

35% of older residents are in full time or part time paid employment



MEDIAN PERSONAL INCOME

\$31,000 this is higher than all older Aucklanders



All Aucklanders

All Aucklanders	\$20,900
Older Waitematā residents working part-time	\$40,200
Older Waitematā residents working full-time	\$71,600