

Age-friendly Whau Tāmaki tauawhi kaumātua

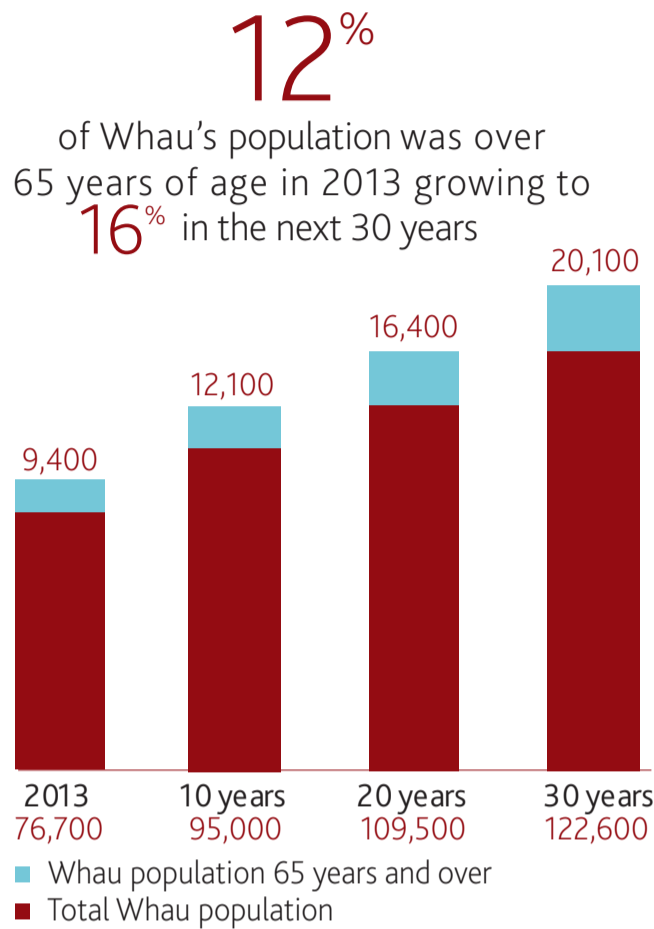


Auckland has the largest population of people aged 65 and older in New Zealand, living in different local board areas.

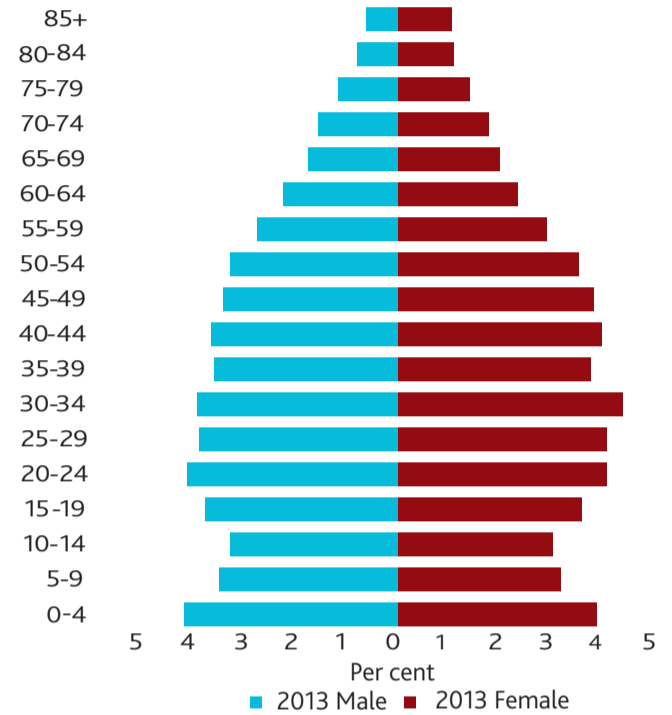
Auckland's older population is not a homogenous group. Differences include :

- life stages
- needs and abilities
- ethnicity and language
- rural or urban location
- financial independence.

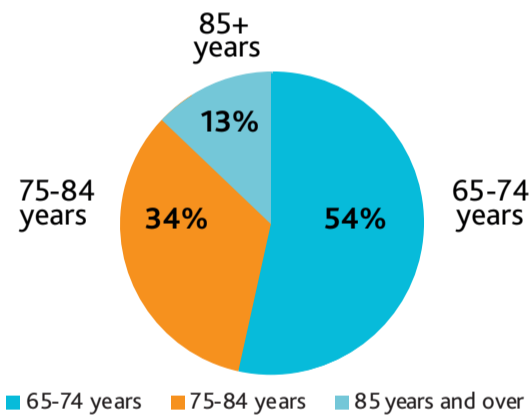
These differences affect how older people contribute and participate in their local area and wider community.



Whau and Auckland wide have a similar age structure. **9%** of the Whau population are 70 and over



AGE DISTRIBUTION OF RESIDENTS OVER 65



ETHNIC COMPOSITION OF OLDER RESIDENTS

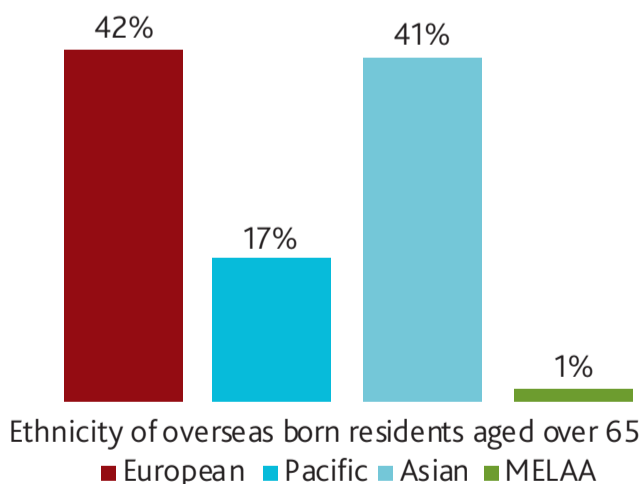
All residents	Ethnicity	Older residents
9%	Māori	4%
45%	European	68%
35%	Asian	20%
18%	Pacific peoples	9%
3%	MEELA	0%

PLACE OF BIRTH

50% of Whau's older population were born **OVERSEAS**



ETHNIC COMPOSITION OF OVERSEAS BORN OLDER RESIDENTS



14% OR 1,155 of older residents cannot speak English



HOME OWNERSHIP



61% of older Whau residents own or partly own their residence

EMPLOYMENT

15% of older residents are in full time or part time paid employment



MEDIAN PERSONAL INCOME OF OLDER AUCKLANDERS

\$18,600 this is lower than all older Aucklanders



All older Aucklanders	\$20,900
Older Whau residents working part-time	\$25,000
Older Whau residents working full-time	\$48,800