

Te Poari ā-Rohe o Puketāpapa
Te Rīpoata ā-Tau 2020/2021

Puketāpapa Local Board

Annual Report 2020/2021



Volume
2.15

Mihi

<p>Tēnei au te noho atu nei i te kāhiwi o Waikōwhai ki te uru.</p> <p>Ka mihi iho au ki raro ki te ākau o Manukau moana, he taunga kawau tiketike, te eke ki te tāhuna tōrea.</p> <p>Ka huri whakateraki aku kamo, ka kite atu au i te ara hou e kokoti mai rā i taku manawa me te Ahikāroa o Rakataura, kia tae au ki Te Tāpapakanga a Hape ka hoki mai anō taku hā, kei reira nei hoki kō Pukewīwī.</p> <p>Ka kite kau atu au i te remu o Ōwairaka, ka hoki whakararo ano ōku whakaaro ki Te Tātua o Riu ki Uta e tu ārai mai rā mōku i te whitinga mai o te rā.</p> <p>Kei tua ki te raki, ko te Puku o te Tipua nei o Tāmaki Makaurau, kei raro ko te Onehunga.</p> <p>Kātahi au ka hoki mā te Kāhiwi Pūpuke kia ū atu anō au ki a koe Waikōwhai.</p> <p>I kona ka tau aku mihi, ka eke, kua eke, hui e, taiki e!</p>	<p>Here I sit on the western ridge overlooking Waikōwhai.</p> <p>I send my greetings below to the shores of the Manukau Harbour, landing place of visiting cormorant on the domain of the oystercatcher.</p> <p>My gaze turns northward, along the new path that cuts through the heart of the ancient fire-line of Rakataura, that takes me to Hape’s repose, to Pukewīwī where I can catch my breath.</p> <p>Hemmed in by Ōwairaka to the north, my thoughts turn south to Te Tātua o Riu ki Uta – Three Kings, my boundary to the east.</p> <p>Beyond lies the Central Business District and to the south, Onehunga.</p> <p>From here I follow the ridgeline that is Hillsborough till I am back at Waikōwhai.</p> <p>And, there my greetings rest, we are bound, it is done!</p>
---	--

On the cover:
Puketāpapa kite day at Winstone Park

He kōrero mō tēnei rīpoata About this report

This annual report tells the story of how Auckland Council has performed in delivering services in the Puketāpapa Local Board area from 1 July 2020 to 30 June 2021.

You can read about our progress, expenditure, service performance and challenges faced in 2020/2021. It’s part of the wider annual reporting package for the Auckland Council Group and meets our Local Government Act 2002 obligations to report on our performance against agreed measures. It also reports against the council’s Long-term Plan 2018-2028 (10-year Budget 2018-2028) and the Puketāpapa Local Board Agreement 2020/2021.

This report also reflects the local flavour of your area by profiling its population, people and council facilities. It also features a story about a council or community activity that adds special value to the area and demonstrates how **together we’re delivering for Auckland.**

CONTENTS

Mihi	2
About this report	3
From the chairperson	4
Our board	5
Our area	6
Performance report	8
Local flavour	13
Financial information	14



Puketāpapa kite day at Winstone Park

He kōrero mai i te heamana

From the chairperson

In our last annual report, we noted the huge change brought about by the unexpected impact of COVID-19, and at that time we were still very unsure about the future.

In the period of time covered by this report, we had shifted from an emergency response to COVID-19 to recovery. This meant that the board was able to achieve more, but has still had to operate within serious constraints.

Reviewing our 2020/2021 year, highlights have included funding grassroots community groups who have supported their members and others through tough times, such as Somali Education and Development Trust, working with our African community, and Bhartiya Samaj, focused on South Asian whānau. It has been wonderful to see these and other groups grow their own capacity, and link with others to strengthen our whole community.

Another high point has been being able to deliver some key community events again; such as the Puketāpapa Christmas Trail in December, Anzac Day in April, and the full Manu Aute Kite Day in June. With COVID-19 levels and the possibility of lockdown ever present, the local board wants to thank our contractors, community and volunteers for their hard work to make these events happen, and for having the faith in us to come along and participate again.

While capital projects have been limited by budgets, we were still able to deliver the renewed playground at Keith Hay Park south, and improvements to Pah Homestead's air conditioning. We also signed off on



a number of plans that will help us to spend wisely in the future, not least our Urban Ngahere Action Plan which will aid us in growing tree canopy cover by both planting new trees and protecting many old ones.

We also continued our approach of investing in building the capacity of our community. Environmental work in our parks has been bolstered by our generous Friends groups, now able to be better supported by the Eco-Neighbourhoods project

the local board has funded. The Puketāpapa Youth Foundation goes from strength to strength, facilitating local young people to identify and work together on issues of concern, and organise events that meet their needs, such as the ball they put on in late 2020 after so many school balls were cancelled due to COVID-19. The Puketāpapa Community Network has successfully relaunched and is helping with connections across our rohe.

As we look forward we can see the trail we have knitted together behind us – some dropped stitches in 2020 due to COVID-19, but still creating a useful and resilient base for the future.

Julie Fairey
Chairperson, Puketāpapa Local Board

Te Poari ā-Rohe o Puketāpapa

Puketāpapa Local Board



Your board

(L to R) Bobby Shen, Harry Doig, Julie Fairey(Chairperson), Fiona Lai, Jon Turner (Deputy Chairperson), Ella Kumar.



560 Mt Albert Road, Three Kings



09 301 0101



Open Tuesday-Thursday, 8:30- 5pm
Closed Friday-Monday and public holidays



puketapapalocalboard@aucklandcouncil.govt.nz



Auckland Council
Private Bag 92300, Auckland 1142




aucklandcouncil.govt.nz/puketapapa








Ngā kaupapa me ngā whakapaipai ake

Puketāpapa projects and improvements

KEY TO CURRENT AND PLANNED PROJECTS

-  Delivered projects
-  Current projects
-  Park and community events
-  Environmental projects


LEGEND

-  Local board office
-  Public open space (Unitary Plan)
-  Motorway
-  Major road
-  Arterial road
-  Medium road
-  Minor road

Data sources: Council Growth model i11v6 (August 2020).
Statistics New Zealand 2018 Census.



A **unique landscape** including Manukau Harbour, Te Auaunga/ Oakley Creek and **2** volcanic cones (Puketāpapa/Pukewīwī/ Mt Roskill and Te Tātua o Rīu-kī-uta/Big King)



49% of our residents identify as Asian, which includes Indian, Chinese, Sri Lankan, Filipino and Korean communities



13 mana whenua have an interest in Puketāpapa

We are home to almost **100** parks, many linked by greenways, **2** recreation centres, **1** swimming pool, **1** library and numerous community centres.



Tā mātou pūrongo whakahaere mahi

Our performance report

● **Achieved**
 Target has been met or exceeded

● **Substantially achieved**
 Target has not been met by a slim margin (+/-2%)

● **Not achieved**
 Target not achieved

▲ **Progress made**
 Result improved from prior-year result

— **No change**
 No change from prior-year result

▼ **No improvements**
 Not improved from prior-year result

* **Impacted by COVID-19**
 Measures favourably / unfavourably impacted by COVID-19

Local Community Services

Highlights during the year included the renewal of play space and construction of pathways at Keith Hay Park. Movies in Parks at Monte Cecilia, Puketāpapa Christmas Trail, CultureFest and Mt Roskill Anzac Day service and parade were some of the events carried out successfully in this local board. The board funded grants for strategic relationship partners and to various members of the community for local projects. The local board invested in their youth and children by empowering the Puketāpapa Youth Foundation, working with Roskill Together, and through the work of the Children’s Panel programme.

	Results against target	Year-on-year change	2021 Target	2021 Result	2020	2019	How did we perform
Provide safe, reliable and accessible social infrastructure for Aucklanders that contributes to placemaking and thriving communities							
Percentage of Aucklanders that feel their local town centre is safe - day time	●	▼	83%	73%	81%	83%	Residents’ feeling of safety may be influenced by a variety of factors. These results will be used to inform the development of future work programming.
Percentage of Aucklanders that feel their local town centre is safe - night time	●	▼	33%	31%	39%	29%	Residents’ feeling of safety may be influenced by a variety of factors. These results will be used to inform the development of future work programming.
Utilising the Empowered Communities Approach, we support Aucklanders to create thriving, connected and inclusive communities							
The percentage of Empowered Communities activities that are community led	●	▲	80%	85%	56%	88%	
The percentage of Empowered Communities activities that build capacity and capability	●	▼	80%	77%	82%	88%	Capacity and capability building activity are key focus area for the local board, however the strategic broker role was filled for only half the year. Had this not been the case, there could have been more community-led activities. Instead there was a reduction in this measure. With the new strategic broker in place, this will be a key priority for next year.
We fund, enable and deliver arts and culture experiences that enhance identity and connect people							
The percentage of arts and culture programmes, grants and activities that are community led	●	—	85%	100%	100%	100%	All programmes are community-led.
We fund, enable and deliver community events and experiences that enhance identity and connect people							
The number of attendees at council-led community events	●	▲	2,700	2,800	1,500*	550	
The percentage of attendees satisfied with a nominated local community event			70%	Not measured*	92%	61%	Survey not carried out during the year due to COVID-19 impacts.
We provide art facilities, community centres and hire venues that enable Aucklanders to run locally responsive activities, promoting participation, inclusion and connection							
The number of participants in activities at art facilities, community centres and hire venues	●	▲	400,000	338,995*	311,589*	418,736	There is lower uptake due to changing alert level precautions being undertaken by groups/organisations. During lockdowns all open venues worked at reduced capacity due to physical distancing rules and restrictions on group numbers.
The percentage of art facilities, community centres and hire venues network that is community led	●	—	17%	17%	17%	17%	
We provide library services and programmes that support Aucklanders with reading and literacy, and opportunities to participate in community and civic life							
The number of internet sessions at libraries (unique sessions over public computing or public Wi-Fi networks)	●	▼	130,000	94,297*	106,078*	134,811	Reduction was partly due to the alert levels restrictions during the year, customers opting for online services and more users having internet available at home. Mt Roskill Library has also partnered with Digital Inclusion Alliance Aotearoa and the Skinny Jump programme to help provide affordable Wi-Fi access at home.
The number of visits to library facilities	●	▼	240,000	190,486*	216,760*	267,925	The number of visits to community libraries have continued to decline due the impact of COVID-19 alert levels and the changing behaviours of customers who favour online services rather than in-library services.
Percentage of customers satisfied with the quality of library service delivery	●	▲	85%	98%	96%	95%	There is a high level of satisfaction with the quality of service delivered by libraries staff.

Local Community Services measures cont’d over

Local Community Services cont'd

	Results against target	Year-on-year change	2021 Target	2021 Result	2020	2019	How did we perform
We provide recreation programmes, opportunities and facilities to get Aucklanders more active, more often							
The percentage of park visitors who are satisfied with the overall quality of sportsfields	●	▼	82%	76%*	87%	81%	The impact of council's Emergency Budget meant that the level of investment in renovations of playing surfaces in spring and autumn, and general capital works, was lower. In addition, COVID-19 impacts and lockdowns meant reduced service standards on the grounds. These factors combined to produce an unusual year for sports and their playing facilities.
The customers' Net Promoter Score for pool and leisure centres	●	▲	17	12	10	16	Whilst staff and the atmosphere at the Cameron Pool were highlights for customers, the areas identified for improvement were cleanliness and the condition of fitness equipment.
We provide safe and accessible parks, reserves, and beaches							
The percentage of users who are satisfied with the overall quality of local parks	●	▼	80%	68%*	82%	82%	Some park facilities such as playgrounds were not accessible to the public during the COVID-19 lockdowns, which could have had a negative impact on satisfaction levels. Continued investment in existing local parks facilities, as well as the delivery of park programmes and services should see an upwards trend.
The percentage of residents who visited a local park in the last 12 months	●	▼	90%	81%*	83%	83%	A result of 81% is relatively high, and is consistent with council's customer experience surveys that show a high level of usage during the COVID-19 lockdowns. The result reflects the importance of local parks to the quality of life of Aucklanders.
We showcase Auckland's Māori identity and vibrant Māori culture							
The percentage of local programmes, grants and activities that respond to Māori aspirations	●	▲	10.0%	30%	19.8%	15.0%	Key areas of focus were funding for Matariki events, one-day training workshop on Te Tiriti o Waitangi and contestable grants via Creative Communities scheme that respond to Māori aspirations.


Local Environmental Management

The board funded low carbon and healthy waters initiatives. EcoNeighbourhoods programme continued with sustainable practices and increased resilience within homes, lifestyles and neighbourhoods. Native forest restoration and ecological restoration programme was carried out in local parks which included Wattle Bay and Waikowhai Coast in the Manukau Harbour.

	Results against target	Year-on-year change	2021 Target	2021 Result	2020	2019	How did we perform
We manage Auckland's natural environment							
The proportion of local programmes that deliver intended environmental actions and/or outcomes	●	▲	70%	100%	60%	86%	We successfully delivered eight environmental projects for Puketāpapa in the 2020/2021 financial year. These projects have contributed to local board's environmental outcomes as described in its local board plan.



Walmsley Park maintenance



Lynfield Cove playground

Te āhuatanga ā-rohe Local flavour

Playground renewal welcomed at Keith Hay Park

Children can now get even more out of their time at Keith Hay Park thanks to the renewed playground at the southern end of the park, funded by the Puketāpapa Local Board.

The local board celebrated the renewed playground in June this year at an official opening, alongside students and teachers from Waikowhai Intermediate, Hay Park Primary, Hillsborough Kindergarten and the local community.

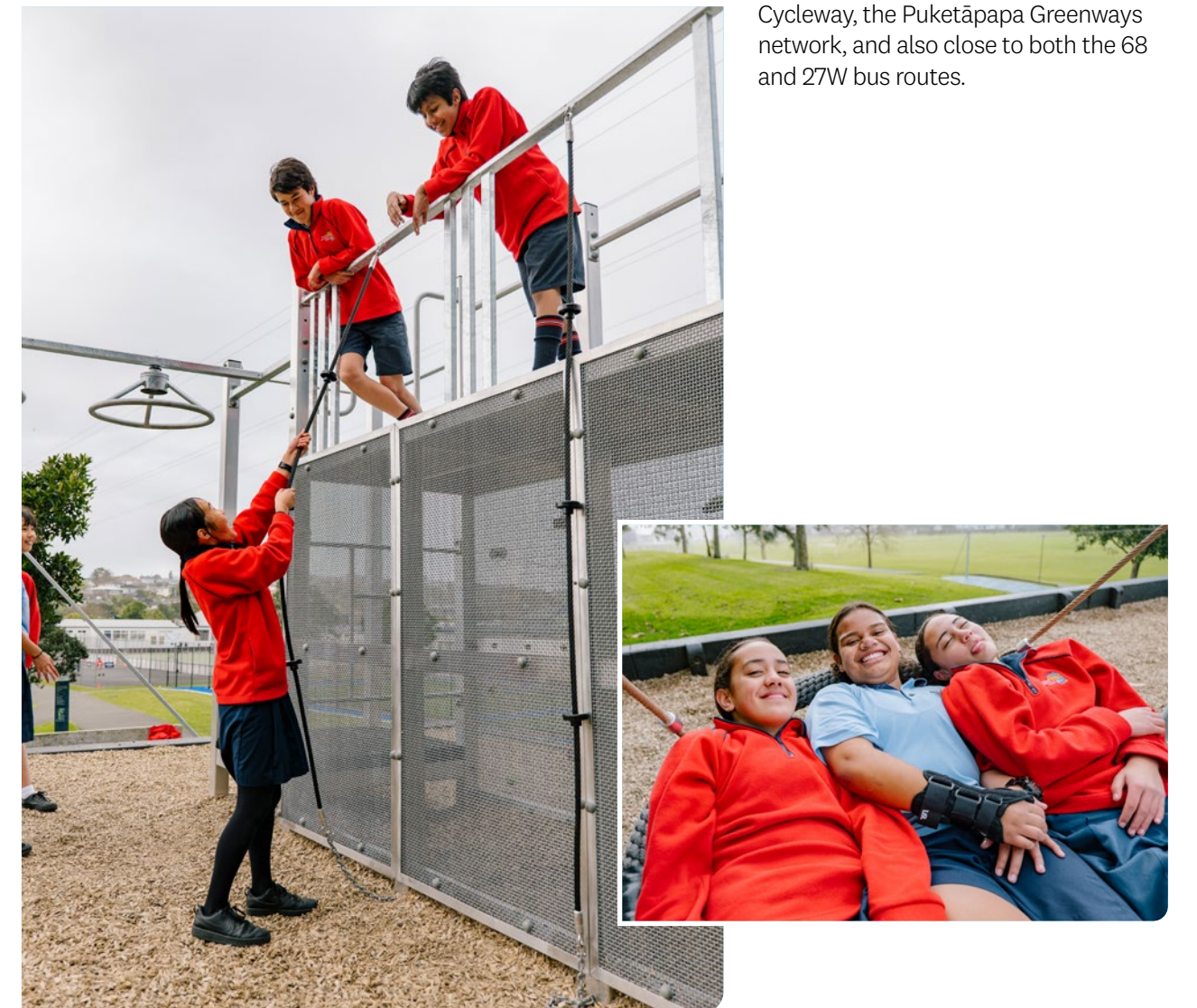
After the official opening, everyone enjoyed kai and mingled with each other as kids explored the playground.

Named after Keith Hay, an ex-mayor of the Mt Roskill Borough Council, this is one of the largest and most used parks in the area.

Auckland Council's staff thanked the community for their input and feedback that helped the local board with their decision making.

The main playground, accessible toilets and a basketball half court are in the middle of the park by the Arundel Street entrance.

People can access the main car park from Arundel Street and the two smaller car parks from Rainford Street and Noton Road. The park is directly accessible from the Southwestern Cycleway, the Puketāpapa Greenways network, and also close to both the 68 and 27W bus routes.



Te tahua pūtea

Funding impact statement

Financial year ending 30 June 2021

\$000s	Notes	Actual 2020/2021	Annual Plan 2020/2021	Annual Plan 2019/2020
Sources of operating funding:				
General rates, UAGCs, rates penalties		11,651	11,651	9,988
Targeted rates		0	0	0
Subsidies and grants for operating purposes		5	9	9
Fees and charges		418	371	454
Local authorities fuel tax, fines, infringement fees and other receipts		19	8	58
Total operating funding		12,093	12,039	10,509
Applications of operating funding:				
Payments to staff and suppliers		9,740	9,888	8,428
Finance costs		448	441	544
Internal charges and overheads applied		1,315	1,315	1,531
Other operating funding applications		0	0	0
Total applications of operating funding		11,503	11,644	10,503
Surplus (deficit) of operating funding		590	395	6
Sources of capital funding:				
Subsidies and grants for capital expenditure		0	0	0
Development and financial contributions		0	0	0
Increase (decrease) in debt	1	1,325	2,012	4,441
Gross proceeds from sale of assets		0	0	0
Lump sum contributions		0	0	0
Other dedicated capital funding		0	0	0
Total sources of capital funding		1,325	2,012	4,441
Application of capital funding:				
Capital expenditure:				
- to meet additional demand		411	1,429	714
- to improve the level of service		33	434	2,070
- to replace existing assets		1,471	544	1,663
Increase (decrease) in reserves		0	0	0
Increase (decrease) in investments		0	0	0
Total applications of capital funding	2	1,915	2,407	4,447
Surplus (deficit) of capital funding		(590)	(395)	(6)
Funding balance		0	0	0

Variance explanation Actual 2020/2021 to Annual Plan 2020/2021

1. Capital expenditure and payments to staff and suppliers were lower than planned. This resulted in a funding surplus so less debt funding was required than what was planned.
2. Capital expenditure was below plan due to the construction cost of changing rooms and toilets at Keith Hay Park being delivered in partnership with the community, led by Three Kings United Football Club. This was partially offset by a number of future refurbishments and renovations being delivered in 2020/2021, including renovations of the playground at Keith Hay Park, planning for renovations at Cameron Pool and Leisure Centre, as well as refurbishment work at Lynfield Youth and Leisure Centre.

Keith Hay Park ►



Auckland Council disclaims any liability whatsoever in connection with any action taken in reliance of this document for any error, deficiency, flaw or omission contained in it.

ISSN 2624-2095 (Print)
ISSN 2624-2109 (PDF)