

SHEET LAYOUT KEY PLAN FOR 1:500 (A1) SCALE - LIGHTING PLANS EB4

DRAWING NO.	DRAWING TITLE
EB234-1-LT-DG-Z4-01400	EB4 - LIGHTING PLANS - DRAWING INDEX, GENERAL NOTES, LEGEND AND KEY PLAN
EB234-1-LT-DG-Z4-01401	EB4 - LIGHTING PLANS - GUYS RESERVE - SHEET 1 OF 2
EB234-1-LT-DG-Z4-01402	EB4 - LIGHTING PLANS - GUYS RESERVE - SHEET 2 OF 2
EB234-1-LT-DG-Z4-01406	EB4 - LIGHTING PLANS - INTERIM STATION

**LEGEND**

- PARCEL BOUNDARY
- BRIDGE
- RAISED MEDIAN
- RAISED INTERSECTION
- BATTER
- CONTROL LINE

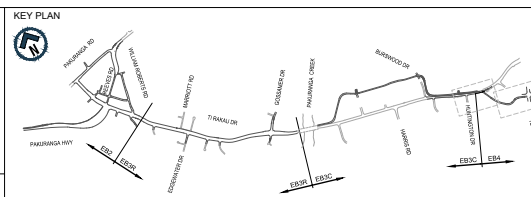
**LUMINAIRES TYPE**

- A TECHLIGHT AEC ITALO 2 0F2H1 STU-S 4\_100-5M 137W 12m COLUMN 3M OUTREACH ARM
- B TECHLIGHT AEC ITALO 2 0F2H1 STU-S 4\_7-8M 151W 12m COLUMN 3M OUTREACH ARM
- C TECHLIGHT AEC MOD 2.0 PRO 0F2H1 STU-S 4 58W UNDER FLYOVER, SUPPLIED WITH MOUNTING BRACKET INSTALLED FLUSH WITH UNDERSIDE OF 'T' BEAM
- D1 EWO P130, OPTICS AG04-V, 17W, 4K IP67 IK08 FLYOVER COLUMNS LIGHTING, INSTALLED 2.5m AWAY FROM COLUMN AT 45 DEGREES ANGLE AIMED AT THE CENTRE OF THE COLUMN, WASHING DOWN, FIXED TO THE UNDERSIDE OF FLYOVER (SUBJECT TO AT APPROVAL)
- D2 EWO P160 OPTICS AP06, 24.5W 4K IP67 IK08 FLYOVER ABUTMENT SCULPTURAL PATTEN LIGHTING, INSTALLED 2.5m AWAY FROM THE ABUTMENT WALL AT 45 DEGREES ANGLE AIMED AT THE CENTRE OF THE WALL, FIXED TO THE UNDERSIDE OF FLYOVER (SUBJECT TO AT APPROVAL)
- E TECHLIGHT AEC ITALO 2 0F2H1 STU-S 4\_3-6M 57W 10m COLUMN 2M OUTREACH ARM
- F TECHLIGHT AEC COMPASS 1 TP-UP 2W8 STU-W 4 50-2M 53W SUPPLIED WITH BLACK 8m DECORATIVE COLUMN BLACK
- G TECHLIGHT AEC ITALO 1 0F2H1 STU-S 4\_3-3M 30W 8m COLUMN 2M OUTREACH ARM
- X1 ITALO 2 0F4 OPA-SX 4\_5-4M 100W 6m COLUMN 1m OUTREACH ARM
- X2 ITALO 1 0F4 OPA-SX 4\_5-2M 51W 6m COLUMN 1m OUTREACH ARM
- N NEW
- EX EXISTING TO REMAIN
- EXR EXISTING TO BE REMOVED
- EXRP EXISTING TO RETROFIT

Last saved by: RUBY CRUZ(2023-11-01) Last Plotted: 2023-11-01  
Filename: EB234-1-LT-DG-Z4-01400.DWG

DRAWN	G. Kaminska	DRAWING CHECK	M. Dalvi
DESIGNED	F. Sharif	DESIGN REVIEW	A. Hirani
APPROVED	S. Jones	APPROVED DATE	13/09/2021
REV	DATE	DRAWN	ISSUED FOR REFERENCE DESIGN
0	13/09/2021	G. Kaminska	ISSUED FOR REFERENCE DESIGN

This drawing is confidential and shall only be used for the purpose of this project. The signing of this title block confirms the design and drafting of this project have been prepared and checked in accordance with the Alliance quality assurance system to ISO 9001. Printed copies of this document are UNCONTROLLED. Do not scale from this drawing.



**AUCKLAND MANUKAU EASTERN TRANSPORT INITIATIVE**  
**EASTERN BUSWAY STAGES 2, 3 AND 4**  
**(PAKURANGA TO BOTANY)**

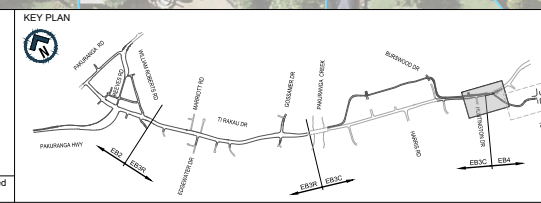
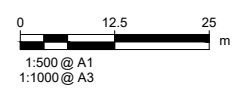
DRAWING STATUS	REFERENCE DESIGN	<b>NOT FOR CONSTRUCTION</b>
DRAWING TITLE	EB4- LIGHTING DRAWING INDEX, GENERAL NOTES, LEGEND AND KEY PLAN	
SCALE	SHEET SIZE	DRAWING No
NOT TO SCALE	A1	EB234-1-LT-DG-Z4-01400
REV	0	



Last saved by: RUBY CRUZ (2023-11-01) Last Plotted: 2023-11-01  
 Filename: EB234-1-LT-DG-Z4-014001-01402.DWG

- NOTES**
- DO NOT SCALE OFF THESE DRAWINGS.
  - ALL DIMENSIONS AND DISTANCES ARE IN METRES UNLESS STATED OTHERWISE.
  - THE SITE DATUM IS GEODETIC DATUM (MT EDEN CIRCUIT 2000). HEIGHTS ARE IN TERMS OF NEW ZEALAND VERTICAL DATUM 2016.
  - REFER TO DRAWING EB234-1-LT-DG-Z4-01400 FOR GENERAL NOTES AND LEGEND.

DRAWN G. Kaminska	DRAWING CHECK A. Kanaris
DESIGNED F. Sharif	DESIGN REVIEW A. Hirani
APPROVED	APPROVED DATE



**AUCKLAND MANUKAU EASTERN TRANSPORT INITIATIVE**  
**EASTERN BUSWAY STAGES 2, 3 AND 4**  
**(PAKURANGA TO BOTANY)**



DRAWING STATUS: **REFERENCE DESIGN** **NOT FOR CONSTRUCTION**

DRAWING TITLE: **EB4 - LIGHTING PLAN**  
**GUYS RESERVE**  
**SHEET 1 OF 2**

SCALE: 1:500 (A1) 1:1000 (A3)	SHEET SIZE: A1	DRAWING No: EB234-1-LT-DG-Z4-01401	REV: 0
-------------------------------	----------------	------------------------------------	--------

REV	DATE	DRAWN	REVISION DESCRIPTION
0	01/11/2023	R. Cruz	ISSUED FOR REFERENCE DESIGN

THIS DRAWING IS CONFIDENTIAL AND SHALL ONLY BE USED FOR THE PURPOSE OF THIS PROJECT. THE SIGNING OF THIS TITLE BLOCK CONFIRMS THE DESIGN AND DRAFTING OF THIS PROJECT HAVE BEEN PREPARED AND CHECKED IN ACCORDANCE WITH THE ALLIANCE QUALITY ASSURANCE SYSTEM TO ISO 9001. PRINTED COPIES OF THIS DOCUMENT ARE UNCONTROLLED. DO NOT SCALE FROM THIS DRAWING.

THIS DRAWING MAY CONTAIN COLOUR CONTENT. CORRECTLY PRINTED COPIES OF THIS DOCUMENT WILL DISPLAY ALLIANCE LOGO IN COLOUR.



**NOTES**

- DO NOT SCALE OFF THESE DRAWINGS.
- ALL DIMENSIONS AND DISTANCES ARE IN METRES UNLESS STATED OTHERWISE.
- THE SITE DATUM IS GEODETIC DATUM (MT EDEN CIRCUIT 2000). HEIGHTS ARE IN TERMS OF NEW ZEALAND VERTICAL DATUM 2016.
- REFER TO DRAWING EB234-1-LT-DG-Z4-01400 FOR GENERAL NOTES AND LEGEND.

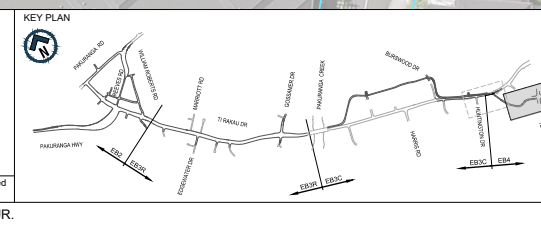
0	13/09/2021	G. Kaminska	ISSUED FOR REFERENCE DESIGN
REV	DATE	DRAWN	REVISION DESCRIPTION

DRAWN	G. Kaminska	DRAWING CHECK	M. Dalvi
DESIGNED	F. Sharif	DESIGN REVIEW	A. Hirani
APPROVED	S. Jones	APPROVED DATE	13/09/2021

0 12.5 25 m

1:500 @ A1  
1:1000 @ A3

THIS DRAWING MAY CONTAIN COLOUR CONTENT. CORRECTLY PRINTED COPIES OF THIS DOCUMENT WILL DISPLAY ALLIANCE LOGO IN COLOUR.



**AUCKLAND MANUKAU EASTERN TRANSPORT INITIATIVE**  
**EASTERN BUSWAY STAGES 2, 3 AND 4**  
**(PAKURANGA TO BOTANY)**

DRAWING STATUS: **REFERENCE DESIGN** **NOT FOR CONSTRUCTION**

DRAWING TITLE: **EB4 - LIGHTING PLAN**  
**GUYS RESERVE**  
**SHEET 2 OF 2**

SCALE: 1:500 (A1) 1:1000 (A3) SHEET SIZE: A1 DRAWING No: EB234-1-LT-DG-Z4-01402 REV: 0

Last saved by: RUBY CRUZ (2023-11-01) Last Plotted: 2023-11-01  
 Filename: EB234-1-LT-DG-Z4-01402.DWG