

## **Local Government Members (2022/23) Determination 2022**

This determination is made by the Remuneration Authority under the Remuneration Authority Act 1977 and clauses 6 and 7A of Schedule 7 of the Local Government Act 2002, after having regard to the matters specified in clause 7 of that schedule.

### **Contents**

	<b>Page</b>
1 Title	2
2 Commencement	2
3 Expiry	2
<i>Interpretation</i>	
4 Interpretation	2
5 Meaning of hearing	2
6 Meaning of hearing time	3
<i>Entitlement to remuneration, allowances, and hearing fees</i>	
7 Remuneration, allowances, and hearing fees payable	3
8 Acting mayor or chairperson	4
9 Motor vehicles for mayors and regional council chairpersons	4
<i>Allowances</i>	
10 Definition of member	6
11 Vehicle-kilometre allowance	6
12 Travel-time allowance	7
13 ICT allowances	8
14 Childcare allowance	9
<i>Hearing fees</i>	
15 Fees related to hearings	9
<i>Revocation</i>	
16 Revocation	10
<b>Schedule 1</b>	
<b>Remuneration before 2022 election of members</b>	
<b>Schedule 2</b>	
<b>Remuneration from 2022 election of members</b>	

## Determination

### 1 Title

This determination is the Local Government Members (2022/23) Determination 2022.

### 2 Commencement

This determination comes into force on 1 July 2022.

### 3 Expiry

This determination expires at the close of 30 June 2023.

### *Interpretation*

### 4 Interpretation

In this determination, unless the context otherwise requires,—

**board** means—

- (a) a community board of a territorial authority other than the Auckland Council; or
- (b) a local board of the Auckland Council

**determination term** means the period from the coming into force of this determination to its expiry

**hearing** has the meaning given to it by clause 5

**hearing time** has the meaning given to it by clause 6

**local authority** means a regional council or a territorial authority

**member** means, in relation to a local authority or a board, a person who is declared to be elected to that local authority or board under the Local Electoral Act 2001 or who, as the result of further election or appointment under that Act or the Local Government Act 2002, is an office holder in relation to the local authority or board (for example, a chairperson)

**on local authority business** includes on the business of any board of the local authority

**regional council** means a regional council named in Part 1 of Schedule 2 of the Local Government Act 2002

**RMA** means the Resource Management Act 1991

**territorial authority** means a territorial authority named in Part 2 of Schedule 2 of the Local Government Act 2002.

### 5 Meaning of hearing

In this determination, **hearing** means—

- (a) a hearing arising from a resource consent application made under section 88 of the RMA; or
- (b) a meeting for determining a resource consent application without a formal hearing; or
- (c) a hearing arising from a notice of requirement (including one initiated by the local authority); or
- (d) a pre-hearing meeting held under section 99 of the RMA in relation to a hearing referred to in paragraph (b) or (d); or
- (e) a hearing as part of the process of the preparation, change, variation, or review of a district or regional plan or regional policy statement; or
- (f) a mediation hearing in the Environment Court as part of an appeal from a decision of a local authority; or
- (g) a hearing on an objection against a charge fixed by a local authority under section 36 of the RMA.

#### **6 Meaning of hearing time**

In this determination, **hearing time** means the time spent on any of the following:

- (a) conducting a hearing;
- (b) formal deliberations to decide the outcome of a hearing;
- (c) participating in an official group site inspection related to a hearing;
- (d) determining a resource consent application where a formal hearing does not take place;
- (e) preparing for a hearing and participating in any inspection of a site for the purposes of a hearing (other than an official group site inspection under paragraph (c));
- (f) writing a decision arising from a hearing or communicating for the purpose of the written decision.

*Entitlement to remuneration, allowances, and hearing fees*

#### **7 Remuneration, allowances, and hearing fees payable**

##### *Remuneration*

- (1) For the period beginning on 1 July 2022 and ending on the close of the day on which the official result of the 2022 local election is declared under section 86 of the Local Electoral Act 2001 in relation to a local authority, a member of that local authority or a member of a board of that local authority is entitled to the applicable remuneration set out in Schedule 1 (adjusted under clause 9 if applicable).
- (2) On and from the day after the date on which the official result of the 2022 election is declared under section 86 of the Local Electoral Act 2001 in relation to

a local authority, a member of that local authority or a member of a board of that local authority is entitled to the applicable remuneration set out in Schedule 2 (adjusted under clause 9 if applicable).

- (3) If a member of a territorial authority is also elected or appointed to a board, the member is entitled only to the remuneration that is payable to the member as a member of the territorial authority.

*Allowances and hearing fees*

- (4) A member of a local authority or a member of a board is also entitled to—
- (a) the applicable allowances payable under clauses 11 to 14:
  - (b) the applicable hearing fees payable under clause 15.

**8 Acting mayor or chairperson**

- (1) This clause applies to a member who acts as a mayor or chairperson during a period when, because of a vacancy or temporary absence, the local authority is not paying the remuneration or allowances that it would usually pay to the mayor or chairperson.
- (2) While the member is acting as mayor or chairperson, the local authority must pay the member the remuneration and allowances usually payable to the mayor or chairperson, instead of the member's usual remuneration, allowances, and hearing fees.

**9 Motor vehicles for mayors and regional council chairpersons**

- (1) A local authority may provide to the mayor or regional council chairperson of the local authority—
- (a) a motor vehicle (which may be provided for restricted private use, partial private use, or full private use); or
  - (b) a vehicle-kilometre allowance under clause 11.
- (2) If a local authority provides a motor vehicle to a mayor or regional council chairperson during the determination term, the maximum purchase price that the local authority may pay for the motor vehicle is,—
- (a) in the case of a petrol or diesel vehicle, \$55,000; and
  - (b) in the case of an electric or a hybrid vehicle, \$68,500.
- (3) If a local authority provides a motor vehicle to a mayor or regional council chairperson for restricted private use, the local authority must not make a deduction from the annual remuneration payable to the mayor or regional council chairperson under Schedule 1 or 2 (as applicable) for the provision of that motor vehicle.
- (4) If a local authority provides a motor vehicle to a mayor or regional council chairperson for partial private use or full private use,—

- (a) the local authority must adjust the annual remuneration payable to the mayor or regional council chairperson under Schedule 1 or 2 (as applicable) in accordance with subclause (5) or (6) (as applicable); and
  - (b) the adjustment must take effect on and from—
    - (i) the date of commencement of this determination (in the case of a motor vehicle provided to the person before that date); or
    - (ii) the date of provision of the motor vehicle to the person (in the case of a motor vehicle provided during the determination term).
- (5) If a local authority provides a motor vehicle to a mayor or regional council chairperson for partial private use, the local authority must deduct the amount calculated in accordance with the following formula from the remuneration payable to that person:

$$v \times 41\% \times 10\%$$

where  $v$  means the purchase price of the vehicle.

- (6) If a local authority provides a motor vehicle to a mayor or regional council chairperson for full private use, the local authority must deduct the amount calculated in accordance with the following formula from the remuneration payable to that person:

$$v \times 41\% \times 20\%$$

where  $v$  means the purchase price of the vehicle.

- (7) In this clause,—

**full private use** means—

- (a) the vehicle is usually driven home and securely parked by the mayor or regional council chairperson; and
- (b) the vehicle is available for the mayor's or regional council chairperson's unrestricted private use; and
- (c) the vehicle is used by the mayor or regional council chairperson for both local authority business and private use; and
- (d) the vehicle may also be used by other local authority members or staff on local authority business, with the permission of the mayor or regional council chairperson

**partial private use** means—

- (a) the vehicle is usually driven home and securely parked by the mayor or regional council chairperson; and
- (b) the vehicle is used by the mayor or regional council chairperson for both local authority business and private purposes; and
- (c) the vehicle may also be used by other local authority members or staff on local authority business, with the permission of the mayor or regional council chairperson; and

- (d) all travel in the vehicle is recorded in a logbook; and
- (e) the use of the vehicle for private purposes accounts for no more than 10% of the distance travelled in the vehicle in a year

**purchase price** means the amount paid for the vehicle,—

- (a) including goods and services tax and any on-road costs; and
- (b) after deducting the amount of any rebate that applies under the clean car discount scheme in respect of the purchase of the vehicle

**restricted private use** means—

- (a) the vehicle is usually driven home and securely parked by the mayor or regional council chairperson; and
- (b) the vehicle is otherwise generally available for use by other local authority members or staff on local authority business; and
- (c) the vehicle is used solely for local authority business; and
- (d) all travel in the vehicle is recorded in a logbook.

### *Allowances*

#### **10 Definition of member**

For the purposes of payment of allowances under clauses 11 to 14, **member**, in relation to a territorial authority, includes a member of a board of the territorial authority.

#### **11 Vehicle-kilometre allowance**

- (1) A local authority may pay to a member a vehicle-kilometre allowance to reimburse that member for costs incurred in relation to eligible travel.
- (2) A member's travel is eligible for the allowance if—
  - (a) it occurs at a time when the member is not provided with a motor vehicle by the local authority; and
  - (b) the member is travelling—
    - (i) in a private vehicle; and
    - (ii) on local authority business; and
    - (iii) by the most direct route that is reasonable in the circumstances.
- (3) The allowance payable to a member for eligible travel is,—
  - (a) for a petrol or diesel vehicle,—
    - (i) 83 cents per kilometre for the first 14,000 kilometres of eligible travel in the determination term; and
    - (ii) 31 cents per kilometre after the first 14,000 kilometres of eligible travel in the determination term;
  - (b) for a petrol hybrid vehicle,—

- (i) 83 cents per kilometre for the first 14,000 kilometres of eligible travel in the determination term; and
- (ii) 18 cents per kilometre after the first 14,000 kilometres of eligible travel in the determination term:
- (c) for an electric vehicle,—
  - (i) 83 cents per kilometre for the first 14,000 kilometres of eligible travel in the determination term; and
  - (ii) 10 cents per kilometre after the first 14,000 kilometres of eligible travel in the determination term.
- (4) However, if a member of a local authority travels from a place where the member permanently or temporarily resides that is outside the local authority area, to the local authority area on local authority business, the member is only eligible for a vehicle-kilometre allowance for eligible travel after the member crosses the boundary of the local authority area.

## **12 Travel-time allowance**

- (1) A local authority may pay a member (other than a mayor or a regional council chairperson) an allowance for eligible travel time.
- (2) A member's travel time is eligible for the allowance if it is time spent travelling within New Zealand—
  - (a) on local authority business; and
  - (b) by the quickest form of transport that is reasonable in the circumstances; and
  - (c) by the most direct route that is reasonable in the circumstances.
- (3) The travel-time allowance is \$40.00 for each hour of eligible travel time after the first hour of eligible travel time travelled in a day.
- (4) However, if a member of a local authority permanently or temporarily resides outside the local authority area and travels to the local authority area on local authority business, the member is only eligible for a travel-time allowance for eligible travel time—
  - (a) after the member crosses the boundary of the local authority area; and
  - (b) after the first hour of eligible travel time within the local authority area.
- (5) The maximum total amount of travel-time allowance that a member may be paid for eligible travel in a 24-hour period is 8 hours.
- (6) Despite subclause (1), the Chatham Islands Council may pay the Mayor of the Chatham Islands Council an allowance for eligible travel time.

**13 ICT allowances**

*Member uses local authority's ICT*

- (1) If a local authority supplies ICT to a member for use on local authority business and allows for its personal use, the local authority may decide what portion, if any, of the local authority's costs reasonably attributable to such personal use must be paid by the member.

*Member uses own equipment and consumables*

- (2) If a local authority determines that a member requires particular ICT equipment to perform their functions and requests that the member use their own equipment for those purposes, the local authority may pay an allowance.
- (3) The matters for which the local authority may pay an allowance, and the amounts that the local authority may pay for the determination term, are as follows:
- (a) for the use of a personal computer, tablet, or laptop, including any related docking station, \$400:
  - (b) for the use of a multi-functional or other printer, \$50:
  - (c) for the use of a mobile telephone, \$200:
  - (d) for the use of ICT consumables, up to \$200.

*Member uses own services*

- (4) If a local authority requests a member to use the member's own Internet service for the purpose of the member's work on local authority business, the member is entitled to an allowance for that use of up to \$800 for the determination term.
- (5) If a local authority requests a member to use the member's own mobile telephone service for the purpose of the member's work on local authority business, the member is entitled, at the member's option, to—
- (a) an allowance for that use of up to \$500 for the determination term; or
  - (b) reimbursement of actual costs of telephone calls made on local authority business on production of the relevant telephone records and receipts.

*Pro-rating*

- (6) If the member is not a member for the whole of the determination term, subclauses (3) to (5) apply as if each reference to an amount were replaced by a reference to an amount calculated in accordance with the following formula:

$$(a \div b) \times c$$

where—

- a is the number of days that the member held office in the determination term
- b is the number of days in the determination term
- c is the relevant amount specified in subclauses (3) to (5).



- (7) The Remuneration Authority may approve rules proposed by a local authority to meet the costs of installing and running special ICT where, because of distance or restricted access, normal communications connections are not available.
- (8) In this clause, **ICT** means information or communication technology, including—
  - (a) ICT equipment (for example, a mobile telephone and a laptop computer); and
  - (b) ICT services (for example, a mobile telephone service and an Internet service); and
  - (c) ICT consumables (for example, printer or photocopy paper and ink cartridges).

#### **14 Childcare allowance**

- (1) A local authority may pay a childcare allowance to an eligible member as a contribution towards expenses incurred by the member for childcare provided while the member is engaged on local authority business.
- (2) A member is eligible to be paid a childcare allowance for childcare provided for a child only if—
  - (a) the member is a parent or guardian of the child or is a person who usually has responsibility for the day-to-day care of the child (other than on a temporary basis); and
  - (b) the child is under 14 years of age; and
  - (c) the childcare is provided by a person who—
    - (i) is not a parent of the child or a spouse, civil union partner, or de facto partner of the member; and
    - (ii) does not ordinarily reside with the member; and
  - (d) the member provides evidence satisfactory to the local authority of the amount paid for childcare.
- (3) A local authority must not pay childcare allowances to a member that total more than \$6,000 per annum per child.

#### *Hearing fees*

#### **15 Fees related to hearings**

- (1) A member of a local authority or member of a board who acts as the chairperson of a hearing is entitled to be paid a fee of up to \$116 per hour of hearing time related to the hearing.
- (2) A member of a local authority or member of a board who is not the chairperson of a hearing is entitled to be paid a fee of up to \$93 per hour of hearing time related to the hearing.

- 
- (3) For any period of hearing time that is less than 1 hour, the fee must be apportioned accordingly.
- (4) This clause does not apply to—
- (a) a mayor or a member who acts as mayor and is paid the mayor's remuneration and allowances under clause 8(2); or
  - (b) a chairperson of a regional council or a member who acts as chairperson of a regional council and is paid the chairperson's remuneration and allowances under clause 8(2).

*Revocation*

**16 Revocation**

The Local Government Members (2021/22) Determination 2021 (LI 2021/173) is revoked.

**Schedule 1**  
**Remuneration before 2022 election of members**

cl 7(1)

**Part 1**  
**Remuneration of members of regional councils**

**Bay of Plenty Regional Council**

<b>Office</b>	<b>Annual remuneration (\$)</b>
Chairperson	148,551
Deputy Chairperson of Regional Council	80,004
Committee Chairperson (6)	70,000
Councillor with no additional responsibilities (6)	61,525
Councillor (Minimum Allowable Remuneration)	54,525

**Canterbury Regional Council**

<b>Office</b>	<b>Annual remuneration (\$)</b>
Chairperson	180,000
Deputy Chairperson	106,341
Councillor (with no additional responsibilities) (12)	72,601
Councillor (Minimum Allowable Remuneration)	64,460

**Hawke's Bay Regional Council**

<b>Office</b>	<b>Annual remuneration (\$)</b>
Chairperson	137,904
Deputy Chairperson of Regional Council	73,258
Chairperson Corporate and Strategic Committee	73,258
Chairperson Regional Transport Committee and Hearings Committee	73,258
Chairperson Finance, Audit and Risk Sub-committee	73,258
Chairperson, Clifton to Tangoio Coastal Hazards Strategy Joint Committee	73,258
Chairperson Environment and Integrated Catchments Committee	73,258
Councillor with no additional responsibilities (2)	62,868
Councillor (Minimum Allowable Remuneration)	51,083

**Manawatū–Whanganui Regional Council**

<b>Office</b>	<b>Annual remuneration (\$)</b>
Chairperson	145,002
Deputy Chairperson	68,603
Audit, Risk, and Investment Committee Chair and Catchment Operations Committee Deputy Chair	68,603
Audit, Risk, and Investment Committee Deputy Chair	50,818
Catchment Operations Committee Chair	73,685
Environment Committee Chair	66,062

**Local Government Members (2022/23) Determination  
2022**

<b>Office</b>	<b>Annual remuneration (\$)</b>
Environment Committee Deputy Chair	50,818
Passenger Transport Committee Chair	66,062
Passenger Transport Committee Deputy Chair	50,818
Manawatu River Users' Advisory Group Chair	50,818
Councillor (with no additional responsibilities) (2)	50,818
Councillor (Minimum Allowable Remuneration)	46,008

### Northland Regional Council

<b>Office</b>	<b>Annual remuneration (\$)</b>
Chairperson	128,271
Deputy Chairperson	79,181
Councillor (with no additional responsibilities) (7)	71,681
Councillor (Minimum Allowable Remuneration)	53,710

### Otago Regional Council

<b>Office</b>	<b>Annual remuneration (\$)</b>
Chairperson	149,058
Deputy Chairperson	91,055
Councillor (with no additional responsibilities) (9)	69,155
Councillor (Minimum Allowable Remuneration)	49,351

### Southland Regional Council

<b>Office</b>	<b>Annual remuneration (\$)</b>
Chairperson	124,215
Deputy Chairperson and Regional Transport Committee Chair	63,784
Chair, Strategy and Policy Committee	54,672
Chair, Organisational Performance and Audit Committee	54,672
Chair, Regulatory Committee	54,672
Chair, Regional Services Committee	54,672
Councillor (with no additional responsibilities) (6)	45,560
Councillor (Minimum Allowable Remuneration)	37,788

### Taranaki Regional Council

<b>Office</b>	<b>Annual remuneration (\$)</b>
Chairperson	103,986
Deputy Chairperson of Regional Council	56,042
Chairperson Executive, Audit and Risk Committee	56,042
Chairperson Consents and Regulatory Committee	56,042
Chairperson Policy and Planning Committee	56,042
Chairperson Regional Transport Committee	45,781
Chairperson Civil Defence Group Committee	45,781
Councillor with no additional responsibilities (4)	39,466
Councillor (Minimum Allowable Remuneration)	37,493

### Waikato Regional Council

<b>Office</b>	<b>Annual remuneration (\$)</b>
Chairperson	163,254
Deputy Chairperson	86,228
Committee Chair (8)	73,860
Councillor (with no additional responsibilities) (4)	64,160
Councillor (Minimum Allowable Remuneration)	58,640

### Wellington Regional Council

<b>Office</b>	<b>Annual remuneration (\$)</b>
Chairperson	176,436
Deputy Council Chairperson (with committee chairperson responsibilities)	93,084
Chair, Environment Committee	82,712
Chair, Transport and Infrastructure Committee	82,712
Chair, Climate Committee	82,712
Chair, Chief Executive Employment Review Committee	82,712
Chair, Te Upoko Taiao—Natural Resources Plan Committee	82,712
Chair, Hutt Valley Flood Management Subcommittee and Portfolio Leader	82,712
Portfolio Leader, Sustainable Development	79,614
Councillor (with no additional responsibilities) (4)	66,346
Councillor (Minimum Allowable Remuneration)	62,378

### West Coast Regional Council

<b>Office</b>	<b>Annual remuneration (\$)</b>
Chairperson	85,683
Deputy Chairperson of Regional Council and Chairperson Resource Management Committee	64,456
Councillor with no additional responsibilities (5)	52,512
Councillor (Minimum Allowable Remuneration)	36,777

## Part 2

### **Remuneration of members of territorial authorities and their community or local boards**

#### Ashburton District Council

<b>Office</b>	<b>Annual remuneration (\$)</b>
Mayor	123,201
Deputy Mayor	59,182
Councillor (with no additional responsibilities) (8)	41,214
Councillor (Minimum Allowable Remuneration)	25,779

*Methven Community Board*

<b>Office</b>	<b>Annual remuneration (\$)</b>
Chairperson	5,554
Member	2,777

*Auckland Council*

<b>Office</b>	<b>Annual remuneration (\$)</b>
Mayor	296,000
Deputy Mayor	167,900
Chair of Committee of the Whole (4)	140,857
Chair of Regulatory Committee	140,857
Deputy Chair of Committee of the Whole (4)	127,240
Chair of other Committee (2)	124,970
Council-controlled Organisation Liaison Councillor (2)	124,970
Deputy Chair of other Committee (5)	119,297
Portfolio Lead	114,758
Councillor (Minimum Allowable Remuneration)	107,794

*Albert–Eden Local Board*

<b>Office</b>	<b>Annual remuneration (\$)</b>
Chairperson	93,744
Deputy Chairperson	56,247
Member	46,872

*Aotea/Great Barrier Local Board*

<b>Office</b>	<b>Annual remuneration (\$)</b>
Chairperson	58,559
Deputy Chairperson	35,135
Member	29,279

*Devonport–Takapuna Local Board*

<b>Office</b>	<b>Annual remuneration (\$)</b>
Chairperson	87,052
Deputy Chairperson	52,231
Member	43,526

*Franklin Local Board*

<b>Office</b>	<b>Annual remuneration (\$)</b>
Chairperson	92,021
Deputy Chairperson	55,212
Member	46,010

*Henderson–Massey Local Board*

<b>Office</b>	<b>Annual remuneration (\$)</b>
Chairperson	100,944
Deputy Chairperson	60,566
Member	50,472

*Hibiscus and Bays Local Board*

<b>Office</b>	<b>Annual remuneration (\$)</b>
Chairperson	92,629
Deputy Chairperson	55,577
Member	46,314

*Howick Local Board*

<b>Office</b>	<b>Annual remuneration (\$)</b>
Chairperson	99,856
Deputy Chairperson	59,913
Member	49,928

*Kaipātiki Local Board*

<b>Office</b>	<b>Annual remuneration (\$)</b>
Chairperson	91,818
Deputy Chairperson	55,091
Member	45,909

*Māngere–Ōtāhuhu Local Board*

<b>Office</b>	<b>Annual remuneration (\$)</b>
Chairperson	101,147
Deputy Chairperson	60,688
Member	50,573

*Manurewa Local Board*

<b>Office</b>	<b>Annual remuneration (\$)</b>
Chairperson	100,335
Deputy Chairperson	60,201
Member	50,168

*Maungakiekie–Tāmaki Local Board*

<b>Office</b>	<b>Annual remuneration (\$)</b>
Chairperson	95,975
Deputy Chairperson	57,585
Member	47,988

*Ōrākei Local Board*

<b>Office</b>	<b>Annual remuneration (\$)</b>
Chairperson	90,195
Deputy Chairperson	54,117
Member	45,098

*Ōtara–Papatoetoe Local Board*

<b>Office</b>	<b>Annual remuneration (\$)</b>
Chairperson	100,437
Deputy Chairperson	60,262
Member	50,218

*Papakura Local Board*

<b>Office</b>	<b>Annual remuneration (\$)</b>
Chairperson	93,846
Deputy Chairperson	56,307
Member	46,923

*Puketāpapa Local Board*

<b>Office</b>	<b>Annual remuneration (\$)</b>
Chairperson	91,108
Deputy Chairperson	54,665
Member	45,554

*Rodney Local Board*

<b>Office</b>	<b>Annual remuneration (\$)</b>
Chairperson	88,979
Deputy Chairperson	53,387
Member	44,489

*Upper Harbour Local Board*

<b>Office</b>	<b>Annual remuneration (\$)</b>
Chairperson	87,458
Deputy Chairperson	52,475
Member	43,729

*Waiheke Local Board*

<b>Office</b>	<b>Annual remuneration (\$)</b>
Chairperson	70,422
Deputy Chairperson	42,253
Member	35,211



Local Government Members (2022/23) Determination  
2022

Schedule 1

*Waitākere Ranges Local Board*

<b>Office</b>	<b>Annual remuneration (\$)</b>
Chairperson	88,573
Deputy Chairperson	53,144
Member	44,286

*Waitematā Local Board*

<b>Office</b>	<b>Annual remuneration (\$)</b>
Chairperson	98,713
Deputy Chairperson	59,228
Member	49,356

*Whau Local Board*

<b>Office</b>	<b>Annual remuneration (\$)</b>
Chairperson	93,035
Deputy Chairperson	55,821
Member	46,517

**Buller District Council**

<b>Office</b>	<b>Annual remuneration (\$)</b>
Mayor	96,837
Deputy Mayor and Finance Risk and Audit Committee Chair	42,959
Regulatory and Hearings Committee Chair	29,579
Community, Environment and Services Committee Chair	29,579
Community Grants Portfolio Holder	25,463
Youth Development Portfolio Holder	25,463
Punakaiki Area Portfolio Holder	25,463
Councillor (with no additional responsibilities) (4)	23,403
Councillor (Minimum Allowable Remuneration)	19,836

*Inangahua Community Board*

<b>Office</b>	<b>Annual remuneration (\$)</b>
Chairperson	7,367
Member	3,684

**Carterton District Council**

<b>Office</b>	<b>Annual remuneration (\$)</b>
Mayor	85,683
Deputy Mayor	49,995
Councillor (with no additional responsibilities) (6)	29,462
Councillor (Minimum Allowable Remuneration)	19,374

## Central Hawke's Bay District Council

Office	Annual remuneration (\$)
Mayor	106,470
Deputy Mayor, Chair of Strategy and Wellbeing Committee, Lead Urban Councillor	54,968
Chair of Finance and Infrastructure Committee and Member of Risk and Assurance Committee	41,588
Lead Rural Councillor and Member of Risk and Assurance Committee	34,384
Member of Risk and Assurance Committee (2)	31,296
Councillor (with no additional responsibilities) (3)	27,179
Councillor (Minimum Allowable Remuneration)	24,639

## Central Otago District Council

Office	Annual remuneration (\$)
Mayor	108,498
Deputy Mayor, Portfolio Lead and Member Cromwell Community Board	32,834
Portfolio Lead and Member Cromwell Community Board	28,456
Councillor and Chairperson Vincent Community Board	28,456
Portfolio Lead and Member Teviot Valley Community Board	26,814
Portfolio Lead and Member Maniototo Community Board	26,814
Councillor and Member Cromwell Community Board	25,173
Councillor and Member Vincent Community Board (2)	25,173
Councillor with no additional responsibilities (3)	21,889
Councillor (Minimum Allowable Remuneration)	21,354

*Cromwell Community Board*

Office	Annual remuneration (\$)
Chairperson	14,661
Member	7,331

*Maniototo Community Board*

Office	Annual remuneration (\$)
Chairperson	7,109
Member	3,554

*Teviot Valley Community Board*

Office	Annual remuneration (\$)
Chairperson	7,109
Member	3,554

*Vincent Community Board*

Office	Annual remuneration (\$)
Chairperson	15,774

Local Government Members (2022/23) Determination  
2022

Schedule 1

---

<b>Office</b>	<b>Annual remuneration (\$)</b>
Member	7,887

**Chatham Islands Council**

<b>Office</b>	<b>Annual remuneration (\$)</b>
Mayor	55,263
Deputy Mayor	24,277
Councillor with no additional responsibilities (7)	18,218
Councillor (Minimum Allowable Remuneration)	13,765

**Christchurch City Council**

<b>Office</b>	<b>Annual remuneration (\$)</b>
Mayor	197,730
Deputy Mayor	133,088
Councillor with no additional responsibilities (15)	115,728
Councillor (Minimum Allowable Remuneration)	98,642

*Banks Peninsula Community Board*

<b>Office</b>	<b>Annual remuneration (\$)</b>
Chairperson	20,305
Member	10,153

*Coastal–Burwood Community Board*

<b>Office</b>	<b>Annual remuneration (\$)</b>
Chairperson	48,376
Member	24,188

*Fendalton–Waimairi–Harewood Community Board*

<b>Office</b>	<b>Annual remuneration (\$)</b>
Chairperson	47,720
Member	23,860

*Halswell–Hornby–Riccarton Community Board*

<b>Office</b>	<b>Annual remuneration (\$)</b>
Chairperson	50,347
Member	25,173

*Linwood–Central–Heathcote Community Board*

<b>Office</b>	<b>Annual remuneration (\$)</b>
Chairperson	50,347
Member	25,173

**Local Government Members (2022/23) Determination  
2022**

*Papanui–Innes Community Board*

<b>Office</b>	<b>Annual remuneration (\$)</b>
Chairperson	48,376
Member	24,188

*Spreydon–Cashmere Community Board*

<b>Office</b>	<b>Annual remuneration (\$)</b>
Chairperson	48,376
Member	24,188

**Clutha District Council**

<b>Office</b>	<b>Annual remuneration (\$)</b>
Mayor	111,540
Deputy Mayor	31,746
Chairperson Standing Committee (3)	30,235
Member Executive Committee (4)	25,701
Member Creative Communities	24,190
Councillor with no additional responsibilities (5)	22,676
Councillor (Minimum Allowable Remuneration)	20,250

*Lawrence–Tuapeka Community Board*

<b>Office</b>	<b>Annual remuneration (\$)</b>
Chairperson	5,998
Member	2,999

*West Otago Community Board*

<b>Office</b>	<b>Annual remuneration (\$)</b>
Chairperson	7,109
Member	3,554

**Dunedin City Council**

<b>Office</b>	<b>Annual remuneration (\$)</b>
Mayor	168,831
Deputy Mayor	92,521
Chairs (6)	87,422
Councillor (with no additional responsibilities) (7)	72,851
Councillor (Minimum Allowable Remuneration)	60,691

*Mosgiel–Taieri Community Board*

<b>Office</b>	<b>Annual remuneration (\$)</b>
Chairperson	19,799
Member	9,899

*Otago Peninsula Community Board*

<b>Office</b>	<b>Annual remuneration (\$)</b>
Chairperson	16,718
Member	8,359

*Saddle Hill Community Board*

<b>Office</b>	<b>Annual remuneration (\$)</b>
Chairperson	16,939
Member	8,469

*Strath Taieri Community Board*

<b>Office</b>	<b>Annual remuneration (\$)</b>
Chairperson	14,889
Member	7,445

*Waikouaiti Coast Community Board*

<b>Office</b>	<b>Annual remuneration (\$)</b>
Chairperson	16,498
Member	8,249

*West Harbour Community Board*

<b>Office</b>	<b>Annual remuneration (\$)</b>
Chairperson	16,939
Member	8,469

**Far North District Council**

<b>Office</b>	<b>Annual remuneration (\$)</b>
Mayor	157,170
Deputy Mayor	120,397
Committee Chairperson (4)	97,464
Councillor with no additional responsibilities (4)	75,162
Councillor (Minimum Allowable Remuneration)	58,903

*Bay of Islands–Whangaroa Community Board*

<b>Office</b>	<b>Annual remuneration (\$)</b>
Chairperson	32,186
Member	16,093

*Kaikohe–Hokianga Community Board*

<b>Office</b>	<b>Annual remuneration (\$)</b>
Chairperson	27,589
Member	13,795

**Local Government Members (2022/23) Determination  
2022**

*Te Hiku Community Board*

<b>Office</b>	<b>Annual remuneration (\$)</b>
Chairperson	28,164
Member	14,082

**Gisborne District Council**

<b>Office</b>	<b>Annual remuneration (\$)</b>
Mayor	157,170
Deputy Mayor	67,607
Chairperson Operations Committee	58,593
Chairperson Regional Transport Committee and Rural Councillor	54,086
Chairperson Wastewater Management Committee	54,086
Rural Councillor (3)	47,325
Councillor with no additional responsibilities (6)	45,071
Councillor (Minimum Allowable Remuneration)	38,446

**Gore District Council**

<b>Office</b>	<b>Annual remuneration (\$)</b>
Mayor	100,893
Deputy Mayor	36,463
Audit and Risk Committee Chair	30,876
Capital Works Committee Chair	30,876
Community and Strategy Committee Chair	30,876
Councillor (with no additional responsibilities) (7)	23,672
Councillor (Minimum Allowable Remuneration)	19,017

*Mataura Community Board*

<b>Office</b>	<b>Annual remuneration (\$)</b>
Chairperson	4,242
Member	2,121

**Grey District Council**

<b>Office</b>	<b>Annual remuneration (\$)</b>
Mayor	103,428
Deputy Mayor also Portfolio Councillor for Three Waters	41,992
Councillor—Portfolio Transport	36,744
Councillor—Portfolio Spatial Development, Finance and Risk	36,744
Councillor (with no additional responsibilities) (5)	28,124
Councillor (Minimum Allowable Remuneration)	22,868

**Hamilton City Council**

<b>Office</b>	<b>Annual remuneration (\$)</b>
Mayor	176,943
Deputy Mayor	114,642

**Local Government Members (2022/23) Determination  
2022**

Schedule 1

<b>Office</b>	<b>Annual remuneration (\$)</b>
Chair of Committee (7)	103,640
Deputy Chair of Committee (4)	94,264
Councillor (Minimum Allowable Remuneration)	75,974

**Hastings District Council**

<b>Office</b>	<b>Annual remuneration (\$)</b>
Mayor	155,649
Deputy Mayor	80,067
Chair: Committees of the Whole (2)	66,341
Chair: Subcommittee (5)	57,191
Deputy Committee Chair (4)	52,615
Ambassador for Hastings	52,615
Champion—Flaxmere Development	48,040
Councillor (Minimum Allowable Remuneration)	44,378

*Hastings District Rural Community Board*

<b>Office</b>	<b>Annual remuneration (\$)</b>
Chairperson	15,475
Member	7,738

**Hauraki District Council**

<b>Office</b>	<b>Annual remuneration (\$)</b>
Mayor	119,652
Deputy Mayor	42,274
Ward Committee Chairperson (3)	31,149
Emergency Management Committee Chairperson	28,924
Portfolio Leader (4)	26,699
Councillor with no additional responsibilities (4)	22,249
Councillor (Minimum Allowable Remuneration)	22,014

**Horowhenua District Council**

<b>Office</b>	<b>Annual remuneration (\$)</b>
Mayor	130,806
Deputy Mayor	71,013
Deputy Chair Finance, Audit and Risk Subcommittee	43,396
Chairperson, Community Funding and Recognition Committee	47,342
Chairperson, Community Wellbeing Committee	47,342
Councillor (with no additional responsibilities) (6)	39,452
Councillor (Minimum Allowable Remuneration)	28,978

*Foxton Community Board*

<b>Office</b>	<b>Annual remuneration (\$)</b>
Chairperson	12,884

**Local Government Members (2022/23) Determination  
2022**

<b>Office</b>	<b>Annual remuneration (\$)</b>
Member	6,442

**Hurunui District Council**

<b>Office</b>	<b>Annual remuneration (\$)</b>
Mayor	103,935
Deputy Mayor	34,475
Councillor (with no additional responsibilities) (9)	24,625
Councillor (Minimum Allowable Remuneration)	20,821

*Hanmer Springs Community Board*

<b>Office</b>	<b>Annual remuneration (\$)</b>
Chairperson	8,259
Member	4,130

**Hutt City Council**

<b>Office</b>	<b>Annual remuneration (\$)</b>
Mayor	160,212
Deputy Mayor/Chair of Standing Committee	102,945
Chair of Standing Committee (3)	82,463
Deputy Chair of Standing Committee (4)	65,451
Chair Traffic Subcommittee	69,150
Councillor with no additional responsibilities (3)	55,304
Councillor (Minimum Allowable Remuneration)	54,379

*Eastbourne Community Board*

<b>Office</b>	<b>Annual remuneration (\$)</b>
Chairperson	13,926
Member	6,963

*Petone Community Board*

<b>Office</b>	<b>Annual remuneration (\$)</b>
Chairperson	16,580
Member	8,290

*Wainuiomata Community Board*

<b>Office</b>	<b>Annual remuneration (\$)</b>
Chairperson	17,465
Member	8,732

**Invercargill City Council**

<b>Office</b>	<b>Annual remuneration (\$)</b>
Mayor	141,960
Deputy Mayor	57,040



**Local Government Members (2022/23) Determination  
2022**

Schedule 1

---

<b>Office</b>	<b>Annual remuneration (\$)</b>
Infrastructural Services Standing Committee Chairperson	49,538
Infrastructural Services Standing Committee Deputy Chairperson	43,800
Performance, Policy and Partnership Standing Committee Chairperson	49,538
Performance, Policy and Partnership Standing Committee Deputy Chairperson	43,800
Councillor (with additional responsibilities) (7)	39,710
Councillor (Minimum Allowable Remuneration)	35,152

*Bluff Community Board*

<b>Office</b>	<b>Annual remuneration (\$)</b>
Chairperson	8,842
Member	4,421

**Kaikōura District Council**

<b>Office</b>	<b>Annual remuneration (\$)</b>
Mayor	85,683
Deputy Mayor	40,816
Councillor with no additional responsibilities (6)	27,213
Councillor (Minimum Allowable Remuneration)	19,579

**Kaipara District Council**

<b>Office</b>	<b>Annual remuneration (\$)</b>
Mayor	120,666
Deputy Mayor	56,619
Councillor with no additional responsibilities (7)	44,757
Councillor (Minimum Allowable Remuneration)	30,924

**Kapiti Coast District Council**

<b>Office</b>	<b>Annual remuneration (\$)</b>
Mayor	140,439
Deputy Mayor	61,753
Chair, Strategy and Operations	56,607
Portfolio A Holder (4)	52,088
Portfolio B Holder (4)	46,372
Councillor (Minimum Allowable Remuneration)	36,555

*Ōtaki Community Board*

<b>Office</b>	<b>Annual remuneration (\$)</b>
Chairperson	15,695
Member	7,848

**Local Government Members (2022/23) Determination  
2022**

*Paekākāriki Community Board*

<b>Office</b>	<b>Annual remuneration (\$)</b>
Chairperson	8,179
Member	4,090

*Paraparaumu–Raumati Community Board*

<b>Office</b>	<b>Annual remuneration (\$)</b>
Chairperson	20,559
Member	10,280

*Waikanae Community Board*

<b>Office</b>	<b>Annual remuneration (\$)</b>
Chairperson	16,802
Member	8,401

**Kawerau District Council**

<b>Office</b>	<b>Annual remuneration (\$)</b>
Mayor	94,809
Deputy Mayor	36,702
Chair of Regulatory and Services Committee	32,770
Councillor (with no additional responsibilities) (6)	26,216
Councillor (Minimum Allowable Remuneration)	18,196

**Mackenzie District Council**

<b>Office</b>	<b>Annual remuneration (\$)</b>
Mayor	85,683
Deputy Mayor	35,742
Engineering and Services Committee Chair	35,742
Commercial and Economic Development Committee Chair	35,742
Planning and Regulatory Committee Chair	35,742
Councillor (with no additional responsibilities) (2)	19,221
Councillor (Minimum Allowable Remuneration)	19,221

*Fairlie Community Board*

<b>Office</b>	<b>Annual remuneration (\$)</b>
Chairperson	4,117
Member	2,058

*Tekapo Community Board*

<b>Office</b>	<b>Annual remuneration (\$)</b>
Chairperson	4,117
Member	2,058

*Twizel Community Board*

<b>Office</b>	<b>Annual remuneration (\$)</b>
Chairperson	5,135
Member	2,567

**Manawatu District Council**

<b>Office</b>	<b>Annual remuneration (\$)</b>
Mayor	122,694
Deputy Mayor	55,556
Audit and Risk Committee Chairperson	43,652
Community Development Committee Chairperson	43,652
Hearings Committee Chairperson	43,652
Health and Safety Governance Representative	43,652
Councillor with no additional responsibilities (4)	39,683
Councillor (Minimum Allowable Remuneration)	29,154

**Marlborough District Council**

<b>Office</b>	<b>Annual remuneration (\$)</b>
Mayor	142,974
Deputy Mayor	58,855
Chairperson Standing Committee	52,231
Chairperson Statutory/Joint Committee (2)	47,110
Deputy Chairperson Standing Committee	44,038
Deputy Chairperson Standing Committee and Chairperson Sub-Committee (2)	46,086
Chairperson Sub-Committee (3)	43,014
Chairperson of 2 or more Sub-Committees	45,062
Councillor (with no additional responsibilities) (2)	40,966
Councillor (Minimum Allowable Remuneration)	37,566

**Masterton District Council**

<b>Office</b>	<b>Annual remuneration (\$)</b>
Mayor	123,708
Deputy Mayor	47,732
Chair—Infrastructure and Services Committee	47,732
Chair—Awards and Grants Committee	42,224
Chair—Hearings Committee	40,388
Councillor (with no additional responsibilities) (6)	36,717
Councillor (Minimum Allowable Remuneration)	30,053

**Matamata-Piako District Council**

<b>Office</b>	<b>Annual remuneration (\$)</b>
Mayor	124,722
Deputy Mayor	40,543

**Local Government Members (2022/23) Determination  
2022**

<b>Office</b>	<b>Annual remuneration (\$)</b>
Chair of Corporate and Operations Committee	40,543
Councillor (with no additional responsibilities) (9)	35,255
Councillor (Minimum Allowable Remuneration)	27,857

**Napier City Council**

<b>Office</b>	<b>Annual remuneration (\$)</b>
Mayor	147,537
Deputy Mayor and Chair of Standing Committee	83,400
Chair of Standing Committee (3)	63,593
Deputy Chair of Standing Committee (4)	59,684
Portfolio Holder (4)	55,539
Councillor (Minimum Allowable Remuneration)	44,976

**Nelson City Council**

<b>Office</b>	<b>Annual remuneration (\$)</b>
Mayor	146,523
Deputy Mayor	67,332
Senior Chair (Chair of Infrastructure, Regional Transport Committee, Deputy Chair Environment and Climate Committee (Nelson Plan Lead))	58,134
Committee Chair (2)	58,134
Subcommittee Chair	49,995
Councillor (with no additional responsibilities) (7)	45,372
Councillor (Minimum Allowable Remuneration)	40,083

**New Plymouth District Council**

<b>Office</b>	<b>Annual remuneration (\$)</b>
Mayor	154,128
Deputy Mayor	82,308
Chairperson Strategy and Operations Committee	66,875
Chairperson Finance, Audit and Risk Committee	61,731
Chairperson Te Huinga Taumatua	61,731
Chairperson Strategy Projects Committee	61,731
Councillor with no additional responsibilities (9)	51,442
Councillor (Minimum Allowable Remuneration)	44,513

*Clifton Community Board*

<b>Office</b>	<b>Annual remuneration (\$)</b>
Chairperson	12,821
Member	6,410

*Inglewood Community Board*

<b>Office</b>	<b>Annual remuneration (\$)</b>
Chairperson	15,254
Member	7,627

**Local Government Members (2022/23) Determination  
2022**

Schedule 1

*Kaitake Community Board*

<b>Office</b>	<b>Annual remuneration (\$)</b>
Chairperson	13,706
Member	6,853

*Waitara Community Board*

<b>Office</b>	<b>Annual remuneration (\$)</b>
Chairperson	15,254
Member	7,627

**Ōpōtiki District Council**

<b>Office</b>	<b>Annual remuneration (\$)</b>
Mayor	100,386
Deputy Mayor	53,743
Cultural Ambassador/Coast Community Board Chair	46,057
Councillor (with no additional responsibilities) (4)	29,590
Councillor (Minimum Allowable Remuneration)	22,018

*Coast Community Board*

<b>Office</b>	<b>Annual remuneration (\$)</b>
Chairperson	10,269
Member	5,135

**Ōtorohanga District Council**

<b>Office</b>	<b>Annual remuneration (\$)</b>
Mayor	93,795
Deputy Mayor and Member Grants and Awards Committee	39,642
Council Representative on Ōtorohanga Community Board and Member Grants and Awards Committee	30,736
Council Representative on Ōtorohanga Community Board	28,612
Chairperson Grants and Awards Committee	24,432
Council Representative on Kawhia Community Board and Member Risk and Assurance Committee	27,552
Deputy Chairperson Risk and Assurance Committee	27,619
Member Risk and Assurance Committee	25,494
Councillor (Minimum Allowable Remuneration)	19,170

*Kawhia Community Board*

<b>Office</b>	<b>Annual remuneration (\$)</b>
Chairperson	4,117
Member	2,058

**Local Government Members (2022/23) Determination  
2022**

---

*Ōtorohanga Community Board*

<b>Office</b>	<b>Annual remuneration (\$)</b>
Chairperson	14,733
Member	7,367

**Palmerston North City Council**

<b>Office</b>	<b>Annual remuneration (\$)</b>
Mayor	154,635
Deputy Mayor, Chair—Planning and Strategy Committee, Chair—Hearings Committee, and Chair—Chief Executive Performance Review	85,873
Chair—Finance and Audit Committee	55,440
Chair—Infrastructure Committee	55,440
Chair—Arts, Culture and Heritage Committee	52,036
Chair—Community Development	52,036
Chair—Economic Development Committee	52,036
Chair—Environmental Sustainability Committee	52,036
Chair—Play, Recreation and Sport Committee	52,036
Councillor (with no additional responsibilities) (7)	48,632
Councillor (Minimum Allowable Remuneration)	44,107

**Porirua City Council**

<b>Office</b>	<b>Annual remuneration (\$)</b>
Mayor	147,030
Deputy Mayor	72,662
Chair Te Puna Kōrero	69,826
Chair Chief Executive's Employment Committee	56,195
Councillor (with no additional responsibilities) (7)	51,564
Councillor (Minimum Allowable Remuneration)	39,749

**Queenstown-Lakes District Council**

<b>Office</b>	<b>Annual remuneration (\$)</b>
Mayor	129,792
Deputy Mayor	49,728
Chair of Standing Committee (4)	46,519
Councillor (with no additional responsibilities) (5)	40,103
Councillor (Minimum Allowable Remuneration)	33,375

*Wanaka Community Board*

<b>Office</b>	<b>Annual remuneration (\$)</b>
Chairperson	24,659
Member	12,329

**Rangitikei District Council**

<b>Office</b>	<b>Annual remuneration (\$)</b>
Mayor	108,498
Deputy Mayor and Chair of the Chief Executive Review Committee	41,487
Committee Chair (2)	29,653
Committee Deputy Chair (3)	25,537
Councillor (with no additional responsibilities) (5)	23,478
Councillor (Minimum Allowable Remuneration)	20,860

*Ratana Community Board*

<b>Office</b>	<b>Annual remuneration (\$)</b>
Chairperson	4,377
Member	2,189

*Taihape Community Board*

<b>Office</b>	<b>Annual remuneration (\$)</b>
Chairperson	8,929
Member	4,465

**Rotorua District Council**

<b>Office</b>	<b>Annual remuneration (\$)</b>
Mayor	154,128
Deputy Mayor, Lead—Economic Development Working Group, and Lead—Sustainable Environment Working Group	110,125
Chairperson Strategy, Policy and Finance Committee and Lead—Four Wellbeings Working Group	91,450
Chairperson Operations and Monitoring Committee, Lead—Liveable Communities Working Group, and Lead—Housing Working Group	91,450
Deputy Chairperson Strategy, Policy and Finance Committee, Lead—Economic Development (Housing Development) Working Group, and Lead—Sport and Recreation Working Group	77,914
Deputy Chairperson Operations and Monitoring Committee and Lead—Arts and Culture Working Group	77,914
Cultural Ambassador	77,914
Lead—Climate Change Working Group	77,914
Councillor with no additional responsibilities (3)	60,569
Councillor (Minimum Allowable Remuneration)	54,431

*Rotorua Lakes Community Board*

<b>Office</b>	<b>Annual remuneration (\$)</b>
Chairperson	17,288
Member	8,644

**Local Government Members (2022/23) Determination  
2022**

*Rotorua Rural Community Board*

<b>Office</b>	<b>Annual remuneration (\$)</b>
Chairperson	19,321
Member	9,661

*Ruapehu District Council*

<b>Office</b>	<b>Annual remuneration (\$)</b>
Mayor	111,033
Deputy Mayor	38,896
Councillor (with no additional responsibilities) (10)	26,463
Councillor (Minimum Allowable Remuneration)	20,211

*National Park Community Board*

<b>Office</b>	<b>Annual remuneration (\$)</b>
Chairperson	6,028
Member	3,014

*Waimarino–Waiouru Community Board*

<b>Office</b>	<b>Annual remuneration (\$)</b>
Chairperson	8,929
Member	4,465

*Selwyn District Council*

<b>Office</b>	<b>Annual remuneration (\$)</b>
Mayor	138,411
Deputy Mayor	52,842
Councillor (with no additional responsibilities) (10)	44,039
Councillor (Minimum Allowable Remuneration)	35,624

*Malvern Community Board*

<b>Office</b>	<b>Annual remuneration (\$)</b>
Chairperson	18,238
Member	9,119

*South Taranaki District Council*

<b>Office</b>	<b>Annual remuneration (\$)</b>
Mayor	127,764
Deputy Mayor	49,631
Member Audit and Risk Committee (4)	36,397
Councillor with no additional responsibilities (7)	33,088
Councillor (Minimum Allowable Remuneration)	26,152



*Eltham-Kaponga Community Board*

<b>Office</b>	<b>Annual remuneration (\$)</b>
Chairperson	11,733
Member	5,866

*Pātea Community Board*

<b>Office</b>	<b>Annual remuneration (\$)</b>
Chairperson	11,330
Member	5,665

*Taranaki Coastal Community Board*

<b>Office</b>	<b>Annual remuneration (\$)</b>
Chairperson	12,850
Member	6,425

*Te Hāwera Community Board*

<b>Office</b>	<b>Annual remuneration (\$)</b>
Chairperson	14,440
Member	7,220

**South Waikato District Council**

<b>Office</b>	<b>Annual remuneration (\$)</b>
Mayor	122,187
Deputy Mayor (Chair Community and Assets Committee)	50,017
Committee Chair A Corporate and Regulatory Committee	42,444
Committee Chair B Grants	39,794
Councillor (with no additional responsibilities) (7)	35,307
Councillor (Minimum Allowable Remuneration)	27,034

*Tirau Community Board*

<b>Office</b>	<b>Annual remuneration (\$)</b>
Chairperson	6,886
Member	3,443

**South Wairarapa District Council**

<b>Office</b>	<b>Annual remuneration (\$)</b>
Mayor	94,302
Deputy Mayor	35,275
Chair of Finance, Audit, and Risk Committee	27,934
Chair of Planning and Regulatory Committee	25,959
Chair of Assets and Services Committee	25,734
District Licensing Deputy Chair	23,501
Martinborough Community Board and Waste Minimisation responsibilities	26,422

**Local Government Members (2022/23) Determination  
2022**

<b>Office</b>	<b>Annual remuneration (\$)</b>
Greytown Community Board and Water Management responsibilities	28,362
Martinborough Community Board	25,148
Wairarapa Policies and Road Safety Council	27,663
Councillor (Minimum Allowable Remuneration)	18,855

*Featherston Community Board*

<b>Office</b>	<b>Annual remuneration (\$)</b>
Chairperson	6,697
Member	3,349

*Greytown Community Board*

<b>Office</b>	<b>Annual remuneration (\$)</b>
Chairperson	6,697
Member	3,349

*Martinborough Community Board*

<b>Office</b>	<b>Annual remuneration (\$)</b>
Chairperson	6,697
Member	3,349

**Southland District Council**

<b>Office</b>	<b>Annual remuneration (\$)</b>
Mayor	125,736
Deputy Mayor	44,764
Committee Chairperson (2)	38,854
Councillor (with no additional responsibilities) (9)	31,710
Councillor (Minimum Allowable Remuneration)	26,630

*Ardlussa Community Board*

<b>Office</b>	<b>Annual remuneration (\$)</b>
Chairperson	7,702
Member	3,851

*Fiordland Community Board*

<b>Office</b>	<b>Annual remuneration (\$)</b>
Chairperson	9,469
Member	4,734

*Northern Community Board*

<b>Office</b>	<b>Annual remuneration (\$)</b>
Chairperson	7,446
Member	3,723

**Local Government Members (2022/23) Determination  
2022**

Schedule I

*Oraka Aparima Community Board*

<b>Office</b>	<b>Annual remuneration (\$)</b>
Chairperson	8,319
Member	4,160

*Oreti Community Board*

<b>Office</b>	<b>Annual remuneration (\$)</b>
Chairperson	10,719
Member	5,360

*Stewart Island/Rakiura Community Board*

<b>Office</b>	<b>Annual remuneration (\$)</b>
Chairperson	4,117
Member	2,058

*Tuatapere Te Waewae Community Board*

<b>Office</b>	<b>Annual remuneration (\$)</b>
Chairperson	7,265
Member	3,633

*Waihopai Toetoe Community Board*

<b>Office</b>	<b>Annual remuneration (\$)</b>
Chairperson	10,091
Member	5,046

*Wallace Takitimu Community Board*

<b>Office</b>	<b>Annual remuneration (\$)</b>
Chairperson	8,845
Member	4,423

**Stratford District Council**

<b>Office</b>	<b>Annual remuneration (\$)</b>
Mayor	91,767
Deputy Mayor	35,477
Chairperson Stratford Sport NZ Rural Travel Fund	26,354
Chairperson Farm and Aerodrome Committee	29,143
Councillor (with no additional responsibilities) (7)	25,342
Councillor (Minimum Allowable Remuneration)	18,905

**Tararua District Council**

<b>Office</b>	<b>Annual remuneration (\$)</b>
Mayor	114,075
Deputy Mayor	50,528
Councillor with no additional responsibilities (7)	38,852

<b>Local Government Members (2022/23) Determination</b>	
Schedule 1	2022
<b>Office</b>	<b>Annual remuneration (\$)</b>
Councillor (Minimum Allowable Remuneration)	27,499
<i>Dannevirke Community Board</i>	
<b>Office</b>	<b>Annual remuneration (\$)</b>
Chairperson	11,996
Member	5,998
<i>Eketahuna Community Board</i>	
<b>Office</b>	<b>Annual remuneration (\$)</b>
Chairperson	7,775
Member	3,887
<b>Tasman District Council</b>	
<b>Office</b>	<b>Annual remuneration (\$)</b>
Mayor	156,156
Deputy Mayor	69,022
Chairperson Standing Committee (2)	55,217
Councillor with no additional responsibilities (10)	46,014
Councillor (Minimum Allowable Remuneration)	38,320
<i>Golden Bay Community Board</i>	
<b>Office</b>	<b>Annual remuneration (\$)</b>
Chairperson	13,486
Member	6,743
<i>Motueka Community Board</i>	
<b>Office</b>	<b>Annual remuneration (\$)</b>
Chairperson	15,033
Member	7,516
<b>Taupo District Council</b>	
<b>Office</b>	<b>Annual remuneration (\$)</b>
Mayor	135,876
Deputy Mayor	48,987
Chair—Emergency Management Committee	46,945
Chair—Taupo Reserves and Roding Committee	46,945
Chair—Mangakino/Pouakani Representative Group	46,945
Chair—Kinloch Representative Group	44,904
Chair—Taupo East Rural Representative Group	44,904
Councillor (with no additional responsibilities) (5)	40,823
Councillor (Minimum Allowable Remuneration)	35,762

Local Government Members (2022/23) Determination  
2022

Schedule 1

*Turangi–Tongariro Community Board*

<b>Office</b>	<b>Annual remuneration (\$)</b>
Chairperson	17,328
Member	8,664

**Tauranga City Council**

<b>Office</b>	<b>Annual remuneration (\$)</b>
Mayor	168,831
Deputy Mayor	123,788
Chairperson of Standing Committee (3)	116,253
Deputy Chairperson of Standing Committee (4)	109,795
Councillor (with no additional responsibilities) (2)	107,642
Councillor (Minimum Allowable Remuneration)	79,538

**Thames-Coromandel District Council**

<b>Office</b>	<b>Annual remuneration (\$)</b>
Mayor	131,820
Deputy Mayor, Member Audit and Risk Committee, and Member Chief Executive Liaison Committee	69,518
Chairperson Emergency Management Committee, Holder Emergency Management Portfolio, Member Audit and Risk Committee, Member Chief Executive Liaison Committee, and Member Regional Civil Defence Emergency Management Group	65,255
Holder Infrastructure Portfolio, Member Audit and Risk Committee, and Member Regional Transport Committee	65,255
Member Audit and Risk Committee, Member Coromandel Catchment Liaison Committee, and Member Emergency Management Committee	58,860
Member Audit and Risk Committee and Member Emergency Management Committee	49,101
Member Audit and Risk Committee and Member Chief Executive Liaison Committee	49,101
Member Audit and Risk Committee (2)	49,101
Councillor (Minimum Allowable Remuneration)	37,544

*Coromandel–Colville Community Board*

<b>Office</b>	<b>Annual remuneration (\$)</b>
Chairperson	16,173
Member	8,087

*Mercury Bay Community Board*

<b>Office</b>	<b>Annual remuneration (\$)</b>
Chairperson	19,350
Member	9,675

*Tairua–Pauanui Community Board*

<b>Office</b>	<b>Annual remuneration (\$)</b>
Chairperson	16,173
Member	8,087

*Thames Community Board*

<b>Office</b>	<b>Annual remuneration (\$)</b>
Chairperson	20,506
Member	10,253

*Whangamata Community Board*

<b>Office</b>	<b>Annual remuneration (\$)</b>
Chairperson	17,617
Member	8,808

## Timaru District Council

<b>Office</b>	<b>Annual remuneration (\$)</b>
Mayor	134,355
Deputy Mayor	65,232
Chairperson Commercial and Strategy Committee	53,000
Chairperson Community Services Committee	53,000
Chairperson Environmental Services Committee	53,000
Chairperson Infrastructure Committee	53,000
Deputy Chairperson Commercial and Strategy Committee	46,885
Deputy Chairperson Community Services Committee	46,885
Deputy Chairperson Environmental Services Committee	46,885
Deputy Chairperson Infrastructure Committee	46,885
Councillor (Minimum Allowable Remuneration)	36,581

*Geraldine Community Board*

<b>Office</b>	<b>Annual remuneration (\$)</b>
Chairperson	11,330
Member	5,665

*Pleasant Point Community Board*

<b>Office</b>	<b>Annual remuneration (\$)</b>
Chairperson	8,885
Member	4,443

*Temuka Community Board*

<b>Office</b>	<b>Annual remuneration (\$)</b>
Chairperson	11,552
Member	5,776

### Upper Hutt City Council

<b>Office</b>	<b>Annual remuneration (\$)</b>
Mayor	129,792
Deputy Mayor	55,464
Chair, Policy Committee	48,070
Chair, Finance and Performance Committee	48,070
Chair, City Development Committee	48,070
Chair, Risk and Assurance Committee	44,372
Chair, Hutt Valley Services Committee	44,372
Councillor (with no additional responsibilities) (4)	36,977
Councillor (Minimum Allowable Remuneration)	32,814

### Waikato District Council

<b>Office</b>	<b>Annual remuneration (\$)</b>
Mayor	150,579
Deputy Mayor	81,652
Chairperson (Infrastructure Committee)	71,261
Chairperson (Strategy and Finance Committee)	71,261
Chairperson (Policy and Regulatory Committee)	71,261
Chairperson (Discretionary and Funding Committee)	56,910
Chairperson (Proposed District Plan Subcommittee)	61,239
Councillor (with no additional responsibilities) (7)	49,486
Councillor (Minimum Allowable Remuneration)	43,767

### *Huntly Community Board*

<b>Office</b>	<b>Annual remuneration (\$)</b>
Chairperson	10,831
Member	5,416

### *Ngāruawāhia Community Board*

<b>Office</b>	<b>Annual remuneration (\$)</b>
Chairperson	10,831
Member	5,416

### *Onewhero–Tuakau Community Board*

<b>Office</b>	<b>Annual remuneration (\$)</b>
Chairperson	11,275
Member	5,637

### *Raglan Community Board*

<b>Office</b>	<b>Annual remuneration (\$)</b>
Chairperson	9,064
Member	4,532

*Taupiri Community Board*

<b>Office</b>	<b>Annual remuneration (\$)</b>
Chairperson	4,117
Member	2,058

## Waimakariri District Council

<b>Office</b>	<b>Annual remuneration (\$)</b>
Mayor	139,425
Deputy Mayor	59,820
Councillor (with portfolio and committee chairing responsibilities) (9)	49,210
Councillor (Minimum Allowable Remuneration)	38,156

*Kaiapoi–Tuahiwi Community Board*

<b>Office</b>	<b>Annual remuneration (\$)</b>
Chairperson	17,991
Member	8,995

*Oxford–Ohoka Community Board*

<b>Office</b>	<b>Annual remuneration (\$)</b>
Chairperson	16,949
Member	8,475

*Rangiora–Ashley Community Board*

<b>Office</b>	<b>Annual remuneration (\$)</b>
Chairperson	23,206
Member	11,603

*Woodend–Sefton Community Board*

<b>Office</b>	<b>Annual remuneration (\$)</b>
Chairperson	14,863
Member	7,431

## Waimate District Council

<b>Office</b>	<b>Annual remuneration (\$)</b>
Mayor	88,725
Deputy Mayor	40,018
Councillor (with no additional responsibilities) (7)	26,678
Councillor (Minimum Allowable Remuneration)	19,579

## Waipa District Council

<b>Office</b>	<b>Annual remuneration (\$)</b>
Mayor	137,397
Deputy Mayor	44,601
Committee Chair (4)	41,169



**Local Government Members (2022/23) Determination  
2022**

Schedule 1

---

<b>Office</b>	<b>Annual remuneration (\$)</b>
Councillor (with no additional responsibilities) (8)	34,308
Councillor (Minimum Allowable Remuneration)	32,455

*Cambridge Community Board*

<b>Office</b>	<b>Annual remuneration (\$)</b>
Chairperson	19,327
Member	9,663

*Te Awamutu Community Board*

<b>Office</b>	<b>Annual remuneration (\$)</b>
Chairperson	18,662
Member	9,331

**Wairoa District Council**

<b>Office</b>	<b>Annual remuneration (\$)</b>
Mayor	102,414
Deputy Mayor	44,119
Councillor (with no additional responsibilities) (5)	40,499
Councillor (Minimum Allowable Remuneration)	26,428

**Waitaki District Council**

<b>Office</b>	<b>Annual remuneration (\$)</b>
Mayor	116,103
Deputy Mayor	47,432
Main Committee Chair (2)	40,557
Other Committee Chair (2)	35,487
Deputy Chair (4)	35,487
Councillor (Minimum Allowable Remuneration)	24,830

*Ahuriri Community Board*

<b>Office</b>	<b>Annual remuneration (\$)</b>
Chairperson	11,979
Member	5,989

*Waihemo Community Board*

<b>Office</b>	<b>Annual remuneration (\$)</b>
Chairperson	12,440
Member	6,220

**Waitomo District Council**

<b>Office</b>	<b>Annual remuneration (\$)</b>
Mayor	99,879
Deputy Mayor	50,172

Schedule 1 **Local Government Members (2022/23) Determination**  
2022

<b>Office</b>	<b>Annual remuneration (\$)</b>
Councillor with no additional responsibilities (5)	33,598
Councillor (Minimum Allowable Remuneration)	24,424

**Wellington City Council**

<b>Office</b>	<b>Annual remuneration (\$)</b>
Mayor	183,027
Deputy Mayor	142,017
Chair of Committee of the Whole (5)	123,256
Councillor (with no additional responsibilities) (7)	121,293
Councillor (Minimum Allowable Remuneration)	88,090

*Makara–Ohariu Community Board*

<b>Office</b>	<b>Annual remuneration (\$)</b>
Chairperson	9,704
Member	4,852

*Tawa Community Board*

<b>Office</b>	<b>Annual remuneration (\$)</b>
Chairperson	19,359
Member	9,680

**Western Bay of Plenty District Council**

<b>Office</b>	<b>Annual remuneration (\$)</b>
Mayor	138,411
Deputy Mayor and Chairperson Annual Plan, Long Term Plan, Regulatory Hearings, and District Plan Committees	61,753
Chairperson Performance and Monitoring Committee	49,402
Chairperson Katikati—Waihi Beach Ward Forum	44,771
Chairperson Kaimai Ward Forum	44,771
Chairperson Maketu—Te Puke Ward Forum	44,771
Councillor with no additional responsibilities (6)	41,294
Councillor (Minimum Allowable Remuneration)	33,921

*Katikati Community Board*

<b>Office</b>	<b>Annual remuneration (\$)</b>
Chairperson	11,330
Member	5,665

*Maketu Community Board*

<b>Office</b>	<b>Annual remuneration (\$)</b>
Chairperson	5,997
Member	2,999

**Local Government Members (2022/23) Determination  
2022**

Schedule 1

*Ōmokoroa Community Board*

<b>Office</b>	<b>Annual remuneration (\$)</b>
Chairperson	8,220
Member	4,110

*Te Puke Community Board*

<b>Office</b>	<b>Annual remuneration (\$)</b>
Chairperson	11,330
Member	5,665

*Waihi Beach Community Board*

<b>Office</b>	<b>Annual remuneration (\$)</b>
Chairperson	9,330
Member	4,665

**Westland District Council**

<b>Office</b>	<b>Annual remuneration (\$)</b>
Mayor	92,781
Deputy Mayor and Chairperson Capital Projects and Tenders Committee	49,312
Chairperson Planning Committee and Community Development Committee	38,343
Councillor (with no additional responsibilities) (6)	23,185
Councillor (Minimum Allowable Remuneration)	19,272

**Whakatane District Council**

<b>Office</b>	<b>Annual remuneration (\$)</b>
Mayor	135,876
Deputy Mayor	68,294
Committee Chairperson (3)	56,912
Deputy Committee Chairperson (2)	41,735
Councillor with no additional responsibilities (4)	37,941
Councillor (Minimum Allowable Remuneration)	33,842

*Murupara Community Board*

<b>Office</b>	<b>Annual remuneration (\$)</b>
Chairperson	8,220
Member	4,110

*Rangitāiki Community Board*

<b>Office</b>	<b>Annual remuneration (\$)</b>
Chairperson	10,663
Member	5,331

**Local Government Members (2022/23) Determination  
2022**

*Tāneatua Community Board*

<b>Office</b>	<b>Annual remuneration (\$)</b>
Chairperson	8,220
Member	4,110

*Whakatāne–Ōhope Community Board*

<b>Office</b>	<b>Annual remuneration (\$)</b>
Chairperson	17,827
Member	8,913

**Whanganui District Council**

<b>Office</b>	<b>Annual remuneration (\$)</b>
Mayor	142,974
Deputy Mayor	51,340
Chairperson Strategy and Finance Committee	47,391
Chairperson Infrastructure, Climate Change, and Emergency Management Committee	47,391
Chairperson Property and Community Services Committee and Advisory Group Chair	49,365
Advisory Group Chair (2)	43,442
Deputy Chair (3)	43,442
Councillor (with no additional responsibilities) (3)	39,492
Councillor (Minimum Allowable Remuneration)	33,872

*Whanganui Rural Community Board*

<b>Office</b>	<b>Annual remuneration (\$)</b>
Chairperson	11,552
Member	5,776

**Whangarei District Council**

<b>Office</b>	<b>Annual remuneration (\$)</b>
Mayor	158,184
Deputy Mayor	87,292
Chairperson Infrastructure Committee	76,382
Chairperson Community Development Committee	76,382
Chairperson Strategy, Planning and Development Committee	76,382
Chairperson Te Karearea Strategic Partnership Forum	76,382
Chairperson Civic Honours Committee	60,014
Councillor with no additional responsibilities (7)	54,558
Councillor (Minimum Allowable Remuneration)	50,051

**Schedule 2**  
**Remuneration from 2022 election of members**

cl 7(2)

**Part 1**  
**Remuneration of members of regional councils**

**Bay of Plenty Regional Council**

<b>Office</b>	<b>Annual remuneration (\$)</b>
Chairperson	152,522
Councillor (Minimum Allowable Remuneration)	54,525

**Canterbury Regional Council**

<b>Office</b>	<b>Annual remuneration (\$)</b>
Chairperson	180,000
Councillor (Minimum Allowable Remuneration)	64,460

**Hawke's Bay Regional Council**

<b>Office</b>	<b>Annual remuneration (\$)</b>
Chairperson	142,761
Councillor (Minimum Allowable Remuneration)	58,224

**Manawatū–Whanganui Regional Council**

<b>Office</b>	<b>Annual remuneration (\$)</b>
Chairperson	147,893
Councillor (Minimum Allowable Remuneration)	49,012

**Northland Regional Council**

<b>Office</b>	<b>Annual remuneration (\$)</b>
Chairperson	133,892
Councillor (Minimum Allowable Remuneration)	53,710

**Otago Regional Council**

<b>Office</b>	<b>Annual remuneration (\$)</b>
Chairperson	152,881
Councillor (Minimum Allowable Remuneration)	50,833

**Southland Regional Council**

<b>Office</b>	<b>Annual remuneration (\$)</b>
Chairperson	129,434
Councillor (Minimum Allowable Remuneration)	37,788

## Taranaki Regional Council

<b>Office</b>	<b>Annual remuneration (\$)</b>
Chairperson	112,227
Councillor (Minimum Allowable Remuneration)	37,493

## Waikato Regional Council

<b>Office</b>	<b>Annual remuneration (\$)</b>
Chairperson	163,254
Councillor (Minimum Allowable Remuneration)	58,640

## Wellington Regional Council

<b>Office</b>	<b>Annual remuneration (\$)</b>
Chairperson	176,609
Councillor (Minimum Allowable Remuneration)	63,237

## West Coast Regional Council

<b>Office</b>	<b>Annual remuneration (\$)</b>
Chairperson	96,662
Councillor (Minimum Allowable Remuneration)	37,112

## Part 2

Remuneration of members of territorial authorities and their  
community or local boards

## Ashburton District Council

<b>Office</b>	<b>Annual remuneration (\$)</b>
Mayor	132,690
Councillor (Minimum Allowable Remuneration)	29,842

*Methven Community Board*

<b>Office</b>	<b>Annual remuneration (\$)</b>
Chairperson	5,554
Member	2,777

## Auckland Council

<b>Office</b>	<b>Annual remuneration (\$)</b>
Mayor	296,000
Councillor (Minimum Allowable Remuneration)	107,794

*Albert–Eden Local Board*

<b>Office</b>	<b>Annual remuneration (\$)</b>
Chairperson	97,068

Local Government Members (2022/23) Determination  
2022

Schedule 2

---

<b>Office</b>	<b>Annual remuneration (\$)</b>
Deputy Chairperson	58,241
Member	48,534

*Aotea/Great Barrier Local Board*

<b>Office</b>	<b>Annual remuneration (\$)</b>
Chairperson	60,060
Deputy Chairperson	36,036
Member	30,030

*Devonport–Takapuna Local Board*

<b>Office</b>	<b>Annual remuneration (\$)</b>
Chairperson	91,348
Deputy Chairperson	54,809
Member	45,674

*Franklin Local Board*

<b>Office</b>	<b>Annual remuneration (\$)</b>
Chairperson	95,468
Deputy Chairperson	57,281
Member	47,734

*Henderson–Massey Local Board*

<b>Office</b>	<b>Annual remuneration (\$)</b>
Chairperson	106,921
Deputy Chairperson	64,152
Member	53,460

*Hibiscus and Bays Local Board*

<b>Office</b>	<b>Annual remuneration (\$)</b>
Chairperson	97,639
Deputy Chairperson	58,584
Member	48,820

*Howick Local Board*

<b>Office</b>	<b>Annual remuneration (\$)</b>
Chairperson	102,244
Deputy Chairperson	61,347
Member	51,122

*Kaipātiki Local Board*

<b>Office</b>	<b>Annual remuneration (\$)</b>
Chairperson	96,867
Deputy Chairperson	58,120

<b>Office</b>	<b>Annual remuneration (\$)</b>
Member	48,434
<i>Māngere–Ōtāhuhu Local Board</i>	
<b>Office</b>	<b>Annual remuneration (\$)</b>
Chairperson	107,640
Deputy Chairperson	64,584
Member	53,820
<i>Manurewa Local Board</i>	
<b>Office</b>	<b>Annual remuneration (\$)</b>
Chairperson	106,308
Deputy Chairperson	63,785
Member	53,154
<i>Maungakiekie–Tāmaki Local Board</i>	
<b>Office</b>	<b>Annual remuneration (\$)</b>
Chairperson	100,863
Deputy Chairperson	60,518
Member	50,431
<i>Ōrākei Local Board</i>	
<b>Office</b>	<b>Annual remuneration (\$)</b>
Chairperson	94,479
Deputy Chairperson	56,688
Member	47,240
<i>Ōtara–Papatoetoe Local Board</i>	
<b>Office</b>	<b>Annual remuneration (\$)</b>
Chairperson	107,207
Deputy Chairperson	64,324
Member	53,604
<i>Papakura Local Board</i>	
<b>Office</b>	<b>Annual remuneration (\$)</b>
Chairperson	98,116
Deputy Chairperson	58,869
Member	49,058
<i>Puketāpapa Local Board</i>	
<b>Office</b>	<b>Annual remuneration (\$)</b>
Chairperson	93,542
Deputy Chairperson	56,125
Member	46,771



Local Government Members (2022/23) Determination  
2022

Schedule 2

*Rodney Local Board*

<b>Office</b>	<b>Annual remuneration (\$)</b>
Chairperson	93,633
Deputy Chairperson	56,180
Member	46,817

*Upper Harbour Local Board*

<b>Office</b>	<b>Annual remuneration (\$)</b>
Chairperson	92,413
Deputy Chairperson	55,448
Member	46,206

*Waiheke Local Board*

<b>Office</b>	<b>Annual remuneration (\$)</b>
Chairperson	70,710
Deputy Chairperson	42,426
Member	35,355

*Waitākere Ranges Local Board*

<b>Office</b>	<b>Annual remuneration (\$)</b>
Chairperson	91,497
Deputy Chairperson	54,898
Member	45,748

*Waitematā Local Board*

<b>Office</b>	<b>Annual remuneration (\$)</b>
Chairperson	101,708
Deputy Chairperson	61,025
Member	50,854

*Whau Local Board*

<b>Office</b>	<b>Annual remuneration (\$)</b>
Chairperson	99,427
Deputy Chairperson	59,656
Member	49,714

**Buller District Council**

<b>Office</b>	<b>Annual remuneration (\$)</b>
Mayor	115,736
Councillor (Minimum Allowable Remuneration)	23,640

*Inangahua Community Board*

<b>Office</b>	<b>Annual remuneration (\$)</b>
Chairperson	7,367

**Local Government Members (2022/23) Determination  
2022**

---

<b>Office</b>	<b>Annual remuneration (\$)</b>
Member	3,684

**Carterton District Council**

<b>Office</b>	<b>Annual remuneration (\$)</b>
Mayor	100,365
Councillor (Minimum Allowable Remuneration)	19,375

**Central Hawke's Bay District Council**

<b>Office</b>	<b>Annual remuneration (\$)</b>
Mayor	119,272
Councillor (Minimum Allowable Remuneration)	31,401

**Central Otago District Council**

<b>Office</b>	<b>Annual remuneration (\$)</b>
Mayor	120,841
Councillor (Minimum Allowable Remuneration)	27,182

*Cromwell Community Board*

<b>Office</b>	<b>Annual remuneration (\$)</b>
Chairperson	14,661
Member	7,331

*Maniototo Community Board*

<b>Office</b>	<b>Annual remuneration (\$)</b>
Chairperson	7,109
Member	3,554

*Teviot Valley Community Board*

<b>Office</b>	<b>Annual remuneration (\$)</b>
Chairperson	7,109
Member	3,554

*Vincent Community Board*

<b>Office</b>	<b>Annual remuneration (\$)</b>
Chairperson	15,774
Member	7,887

**Chatham Islands Council**

<b>Office</b>	<b>Annual remuneration (\$)</b>
Mayor	57,408
Councillor (Minimum Allowable Remuneration)	13,765

### Christchurch City Council

Office	Annual remuneration (\$)
Mayor	200,000
Councillor (Minimum Allowable Remuneration)	100,278

#### *Te Pātaka o Rākaihautū Banks Peninsula Community Board*

Office	Annual remuneration (\$)
Chairperson	20,305
Member	10,153

#### *Waihoru Spreydon-Cashmere-Heathcote Community Board*

Office	Annual remuneration (\$)
Chairperson	52,077
Member	26,039

#### *Waimāero Fendalton-Waimairi-Harewood Community Board*

Office	Annual remuneration (\$)
Chairperson	49,565
Member	24,810

#### *Waipapa Papanui-Innes-Central Community Board*

Office	Annual remuneration (\$)
Chairperson	47,380
Member	23,690

#### *Waipuna Hornby-Halswell-Riccarton Community Board*

Office	Annual remuneration (\$)
Chairperson	51,109
Member	25,572

#### *Waitai Coastal-Burwood-Linwood Community Board*

Office	Annual remuneration (\$)
Chairperson	49,755
Member	24,905

### Clutha District Council

Office	Annual remuneration (\$)
Mayor	124,638
Councillor (Minimum Allowable Remuneration)	21,789

#### *Lawrence–Tuapeka Community Board*

Office	Annual remuneration (\$)
Chairperson	5,998
Member	2,999

*West Otago Community Board*

<b>Office</b>	<b>Annual remuneration (\$)</b>
Chairperson	7,109
Member	3,554

## Dunedin City Council

<b>Office</b>	<b>Annual remuneration (\$)</b>
Mayor	172,378
Councillor (Minimum Allowable Remuneration)	64,181

*Mosgiel–Taieri Community Board*

<b>Office</b>	<b>Annual remuneration (\$)</b>
Chairperson	19,799
Member	9,899

*Otago Peninsula Community Board*

<b>Office</b>	<b>Annual remuneration (\$)</b>
Chairperson	16,718
Member	8,359

*Saddle Hill Community Board*

<b>Office</b>	<b>Annual remuneration (\$)</b>
Chairperson	16,939
Member	8,469

*Strath Taieri Community Board*

<b>Office</b>	<b>Annual remuneration (\$)</b>
Chairperson	14,889
Member	7,445

*Waikouaiti Coast Community Board*

<b>Office</b>	<b>Annual remuneration (\$)</b>
Chairperson	16,498
Member	8,249

*West Harbour Community Board*

<b>Office</b>	<b>Annual remuneration (\$)</b>
Chairperson	16,939
Member	8,469

## Far North District Council

<b>Office</b>	<b>Annual remuneration (\$)</b>
Mayor	162,879
Councillor (Minimum Allowable Remuneration)	64,660

*Bay of Islands–Whangaroa Community Board*

<b>Office</b>	<b>Annual remuneration (\$)</b>
Chairperson	32,186
Member	16,093

*Kaikohe–Hokianga Community Board*

<b>Office</b>	<b>Annual remuneration (\$)</b>
Chairperson	27,589
Member	13,795

*Te Hiku Community Board*

<b>Office</b>	<b>Annual remuneration (\$)</b>
Chairperson	28,164
Member	14,082

Gisborne District Council

<b>Office</b>	<b>Annual remuneration (\$)</b>
Mayor	158,068
Councillor (Minimum Allowable Remuneration)	41,610

Gore District Council

<b>Office</b>	<b>Annual remuneration (\$)</b>
Mayor	112,010
Councillor (Minimum Allowable Remuneration)	19,136

*Mataura Community Board*

<b>Office</b>	<b>Annual remuneration (\$)</b>
Chairperson	4,242
Member	2,121

Grey District Council

<b>Office</b>	<b>Annual remuneration (\$)</b>
Mayor	116,626
Councillor (Minimum Allowable Remuneration)	26,208

Hamilton City Council

<b>Office</b>	<b>Annual remuneration (\$)</b>
Mayor	180,335
Councillor (Minimum Allowable Remuneration)	80,293

Hastings District Council

<b>Office</b>	<b>Annual remuneration (\$)</b>
Mayor	160,955

**Local Government Members (2022/23) Determination  
2022**

---

<b>Office</b>	<b>Annual remuneration (\$)</b>
Councillor (Minimum Allowable Remuneration)	47,747

*Hastings District Rural Community Board*

<b>Office</b>	<b>Annual remuneration (\$)</b>
Chairperson	15,475
Member	7,738

**Hauraki District Council**

<b>Office</b>	<b>Annual remuneration (\$)</b>
Mayor	128,976
Councillor (Minimum Allowable Remuneration)	25,811

**Horowhenua District Council**

<b>Office</b>	<b>Annual remuneration (\$)</b>
Mayor	141,395
Councillor (Minimum Allowable Remuneration)	33,465

*Te Awahou Foxton Community Board*

<b>Office</b>	<b>Annual remuneration (\$)</b>
Chairperson	12,884
Member	6,442

**Hurunui District Council**

<b>Office</b>	<b>Annual remuneration (\$)</b>
Mayor	113,138
Councillor (Minimum Allowable Remuneration)	24,799

*Hanmer Springs Community Board*

<b>Office</b>	<b>Annual remuneration (\$)</b>
Chairperson	8,259
Member	4,130

**Hutt City Council**

<b>Office</b>	<b>Annual remuneration (\$)</b>
Mayor	164,046
Councillor (Minimum Allowable Remuneration)	57,870

*Eastbourne Community Board*

<b>Office</b>	<b>Annual remuneration (\$)</b>
Chairperson	13,926
Member	6,963

*Petone Community Board*

<b>Office</b>	<b>Annual remuneration (\$)</b>
Chairperson	16,580
Member	8,290

*Wainuiomata Community Board*

<b>Office</b>	<b>Annual remuneration (\$)</b>
Chairperson	17,465
Member	8,732

**Invercargill City Council**

<b>Office</b>	<b>Annual remuneration (\$)</b>
Mayor	149,291
Councillor (Minimum Allowable Remuneration)	38,642

*Bluff Community Board*

<b>Office</b>	<b>Annual remuneration (\$)</b>
Chairperson	8,842
Member	4,421

**Kaikōura District Council**

<b>Office</b>	<b>Annual remuneration (\$)</b>
Mayor	86,000
Councillor (Minimum Allowable Remuneration)	19,580

**Kaipara District Council**

<b>Office</b>	<b>Annual remuneration (\$)</b>
Mayor	133,501
Councillor (Minimum Allowable Remuneration)	34,531

**Kapiti Coast District Council**

<b>Office</b>	<b>Annual remuneration (\$)</b>
Mayor	145,588
Councillor (Minimum Allowable Remuneration)	38,964

*Ōtaki Community Board*

<b>Office</b>	<b>Annual remuneration (\$)</b>
Chairperson	14,963
Member	7,481

*Paekākāriki Community Board*

<b>Office</b>	<b>Annual remuneration (\$)</b>
Chairperson	7,924
Member	3,962

*Paraparaumu Community Board*

<b>Office</b>	<b>Annual remuneration (\$)</b>
Chairperson	19,100
Member	9,550

*Raumati Community Board*

<b>Office</b>	<b>Annual remuneration (\$)</b>
Chairperson	14,554
Member	7,277

*Waikanae Community Board*

<b>Office</b>	<b>Annual remuneration (\$)</b>
Chairperson	17,373
Member	8,686

## Kawerau District Council

<b>Office</b>	<b>Annual remuneration (\$)</b>
Mayor	107,246
Councillor (Minimum Allowable Remuneration)	20,965

## Mackenzie District Council

<b>Office</b>	<b>Annual remuneration (\$)</b>
Mayor	88,714
Councillor (Minimum Allowable Remuneration)	21,933

*Fairlie Community Board*

<b>Office</b>	<b>Annual remuneration (\$)</b>
Chairperson	4,117
Member	2,058

*Tekapo Community Board*

<b>Office</b>	<b>Annual remuneration (\$)</b>
Chairperson	4,117
Member	2,058

*Twizel Community Board*

<b>Office</b>	<b>Annual remuneration (\$)</b>
Chairperson	5,135
Member	2,567

## Manawatu District Council

<b>Office</b>	<b>Annual remuneration (\$)</b>
Mayor	132,068
Councillor (Minimum Allowable Remuneration)	33,403



**Marlborough District Council**

<b>Office</b>	<b>Annual remuneration (\$)</b>
Mayor	149,909
Councillor (Minimum Allowable Remuneration)	38,306

**Masterton District Council**

<b>Office</b>	<b>Annual remuneration (\$)</b>
Mayor	133,530
Councillor (Minimum Allowable Remuneration)	34,433

**Matamata-Piako District Council**

<b>Office</b>	<b>Annual remuneration (\$)</b>
Mayor	134,533
Councillor (Minimum Allowable Remuneration)	32,437

**Napier City Council**

<b>Office</b>	<b>Annual remuneration (\$)</b>
Mayor	153,888
Councillor (Minimum Allowable Remuneration)	49,073

**Nelson City Council**

<b>Office</b>	<b>Annual remuneration (\$)</b>
Mayor	149,909
Councillor (Minimum Allowable Remuneration)	40,083

**New Plymouth District Council**

<b>Office</b>	<b>Annual remuneration (\$)</b>
Mayor	160,757
Councillor (Minimum Allowable Remuneration)	48,531

*Clifton Community Board*

<b>Office</b>	<b>Annual remuneration (\$)</b>
Chairperson	12,604
Member	6,302

*Inglewood Community Board*

<b>Office</b>	<b>Annual remuneration (\$)</b>
Chairperson	17,563
Member	8,782

*Kaitake Community Board*

<b>Office</b>	<b>Annual remuneration (\$)</b>
Chairperson	15,212

<b>Office</b>	<b>Annual remuneration (\$)</b>
Member	7,606

*Puketapu-Bell Block Community Board*

<b>Office</b>	<b>Annual remuneration (\$)</b>
Chairperson	16,928
Member	8,464

*Waitara Community Board*

<b>Office</b>	<b>Annual remuneration (\$)</b>
Chairperson	16,928
Member	8,464

*Ōpōtiki District Council*

<b>Office</b>	<b>Annual remuneration (\$)</b>
Mayor	114,200
Councillor (Minimum Allowable Remuneration)	31,579

*Coast Community Board*

<b>Office</b>	<b>Annual remuneration (\$)</b>
Chairperson	10,269
Member	5,135

*Ōtorohanga District Council*

<b>Office</b>	<b>Annual remuneration (\$)</b>
Mayor	107,465
Councillor (Minimum Allowable Remuneration)	24,693

*Kawhia Community Board*

<b>Office</b>	<b>Annual remuneration (\$)</b>
Chairperson	4,117
Member	2,058

*Ōtorohanga Community Board*

<b>Office</b>	<b>Annual remuneration (\$)</b>
Chairperson	14,733
Member	7,367

*Palmerston North City Council*

<b>Office</b>	<b>Annual remuneration (\$)</b>
Mayor	160,314
Councillor (Minimum Allowable Remuneration)	47,849

Porirua City Council

Office	Annual remuneration (\$)
Mayor	151,954
Councillor (Minimum Allowable Remuneration)	42,136

Queenstown-Lakes District Council

Office	Annual remuneration (\$)
Mayor	143,734
Councillor (Minimum Allowable Remuneration)	40,710

*Wānaka-Upper Clutha Community Board*

Office	Annual remuneration (\$)
Chairperson	24,659
Member	12,329

Rangitikei District Council

Office	Annual remuneration (\$)
Mayor	114,624
Councillor (Minimum Allowable Remuneration)	23,883

*Ratana Community Board*

Office	Annual remuneration (\$)
Chairperson	4,377
Member	2,189

*Taihape Community Board*

Office	Annual remuneration (\$)
Chairperson	8,929
Member	4,465

Rotorua District Council

Office	Annual remuneration (\$)
Mayor	159,679
Councillor (Minimum Allowable Remuneration)	59,442

*Rotorua Lakes Community Board*

Office	Annual remuneration (\$)
Chairperson	17,288
Member	8,644

*Rotorua Rural Community Board*

Office	Annual remuneration (\$)
Chairperson	19,321
Member	9,661

## Ruapehu District Council

Office	Annual remuneration (\$)
Mayor	120,497
Councillor (Minimum Allowable Remuneration)	23,948

*Ōwhango-National Park Community Board*

Office	Annual remuneration (\$)
Chairperson	6,140
Member	3,070

*Taumarunui-Ōhura Community Board*

Office	Annual remuneration (\$)
Chairperson	13,910
Member	6,955

*Waimarino-Waiouru Community Board*

Office	Annual remuneration (\$)
Chairperson	13,910
Member	6,955

## Selwyn District Council

Office	Annual remuneration (\$)
Mayor	146,861
Councillor (Minimum Allowable Remuneration)	40,116

*Malvern Community Board*

Office	Annual remuneration (\$)
Chairperson	18,238
Member	9,119

## South Taranaki District Council

Office	Annual remuneration (\$)
Mayor	139,953
Councillor (Minimum Allowable Remuneration)	30,888

*Eltham-Kaponga Community Board*

Office	Annual remuneration (\$)
Chairperson	11,733
Member	5,866

*Pātea Community Board*

Office	Annual remuneration (\$)
Chairperson	11,330
Member	5,665

*Taranaki Coastal Community Board*

<b>Office</b>	<b>Annual remuneration (\$)</b>
Chairperson	12,850
Member	6,425

*Te Hāwera Community Board*

<b>Office</b>	<b>Annual remuneration (\$)</b>
Chairperson	14,440
Member	7,220

South Waikato District Council

<b>Office</b>	<b>Annual remuneration (\$)</b>
Mayor	133,621
Councillor (Minimum Allowable Remuneration)	30,725

*Tirau Community Board*

<b>Office</b>	<b>Annual remuneration (\$)</b>
Chairperson	6,886
Member	3,443

South Wairarapa District Council

<b>Office</b>	<b>Annual remuneration (\$)</b>
Mayor	105,157
Councillor (Minimum Allowable Remuneration)	18,855

*Featherston Community Board*

<b>Office</b>	<b>Annual remuneration (\$)</b>
Chairperson	6,697
Member	3,349

*Greytown Community Board*

<b>Office</b>	<b>Annual remuneration (\$)</b>
Chairperson	6,697
Member	3,349

*Martinborough Community Board*

<b>Office</b>	<b>Annual remuneration (\$)</b>
Chairperson	6,697
Member	3,349

Southland District Council

<b>Office</b>	<b>Annual remuneration (\$)</b>
Mayor	134,914
Councillor (Minimum Allowable Remuneration)	30,472

*Ardlussa Community Board*

<b>Office</b>	<b>Annual remuneration (\$)</b>
Chairperson	7,702
Member	3,851

*Fiordland Community Board*

<b>Office</b>	<b>Annual remuneration (\$)</b>
Chairperson	9,469
Member	4,734

*Northern Community Board*

<b>Office</b>	<b>Annual remuneration (\$)</b>
Chairperson	7,446
Member	3,723

*Oraka Aparima Community Board*

<b>Office</b>	<b>Annual remuneration (\$)</b>
Chairperson	8,319
Member	4,160

*Oreti Community Board*

<b>Office</b>	<b>Annual remuneration (\$)</b>
Chairperson	10,719
Member	5,360

*Stewart Island/Rakiura Community Board*

<b>Office</b>	<b>Annual remuneration (\$)</b>
Chairperson	4,117
Member	2,058

*Tuatapere Te Waewae Community Board*

<b>Office</b>	<b>Annual remuneration (\$)</b>
Chairperson	7,265
Member	3,633

*Waihopai Toetoe Community Board*

<b>Office</b>	<b>Annual remuneration (\$)</b>
Chairperson	10,091
Member	5,046

*Wallace Takitimu Community Board*

<b>Office</b>	<b>Annual remuneration (\$)</b>
Chairperson	8,845
Member	4,423

**Stratford District Council**

<b>Office</b>	<b>Annual remuneration (\$)</b>
Mayor	107,503
Councillor (Minimum Allowable Remuneration)	18,905

**Tararua District Council**

<b>Office</b>	<b>Annual remuneration (\$)</b>
Mayor	128,685
Councillor (Minimum Allowable Remuneration)	35,851

*Dannevirke Community Board*

<b>Office</b>	<b>Annual remuneration (\$)</b>
Chairperson	11,996
Member	5,998

*Eketahuna Community Board*

<b>Office</b>	<b>Annual remuneration (\$)</b>
Chairperson	7,775
Member	3,887

**Tasman District Council**

<b>Office</b>	<b>Annual remuneration (\$)</b>
Mayor	156,156
Councillor (Minimum Allowable Remuneration)	39,936

*Golden Bay Community Board*

<b>Office</b>	<b>Annual remuneration (\$)</b>
Chairperson	13,486
Member	6,743

*Motueka Community Board*

<b>Office</b>	<b>Annual remuneration (\$)</b>
Chairperson	15,033
Member	7,516

**Taupo District Council**

<b>Office</b>	<b>Annual remuneration (\$)</b>
Mayor	143,105
Councillor (Minimum Allowable Remuneration)	38,999

**Tauranga City Council**

<b>Office</b>	<b>Annual remuneration (\$)</b>
Mayor	172,918

**Local Government Members (2022/23) Determination  
2022**

---

<b>Office</b>	<b>Annual remuneration (\$)</b>
Councillor (Minimum Allowable Remuneration)	84,566

*Thames-Coromandel District Council*

<b>Office</b>	<b>Annual remuneration (\$)</b>
Mayor	141,188
Councillor (Minimum Allowable Remuneration)	42,327

*Coromandel-Colville Community Board*

<b>Office</b>	<b>Annual remuneration (\$)</b>
Chairperson	16,173
Member	8,087

*Mercury Bay Community Board*

<b>Office</b>	<b>Annual remuneration (\$)</b>
Chairperson	19,350
Member	9,675

*Tairua-Pauanui Community Board*

<b>Office</b>	<b>Annual remuneration (\$)</b>
Chairperson	16,173
Member	8,087

*Thames Community Board*

<b>Office</b>	<b>Annual remuneration (\$)</b>
Chairperson	20,506
Member	10,253

*Whangamata Community Board*

<b>Office</b>	<b>Annual remuneration (\$)</b>
Chairperson	17,617
Member	8,808

*Timaru District Council*

<b>Office</b>	<b>Annual remuneration (\$)</b>
Mayor	142,005
Councillor (Minimum Allowable Remuneration)	40,878

*Geraldine Community Board*

<b>Office</b>	<b>Annual remuneration (\$)</b>
Chairperson	11,330
Member	5,665



*Pleasant Point Community Board*

<b>Office</b>	<b>Annual remuneration (\$)</b>
Chairperson	8,885
Member	4,443

*Temuka Community Board*

<b>Office</b>	<b>Annual remuneration (\$)</b>
Chairperson	11,552
Member	5,776

**Upper Hutt City Council**

<b>Office</b>	<b>Annual remuneration (\$)</b>
Mayor	137,871
Councillor (Minimum Allowable Remuneration)	36,751

**Waikato District Council**

<b>Office</b>	<b>Annual remuneration (\$)</b>
Mayor	157,039
Councillor (Minimum Allowable Remuneration)	47,967

*Huntly Community Board*

<b>Office</b>	<b>Annual remuneration (\$)</b>
Chairperson	11,036
Member	5,518

*Ngāruawāhia Community Board*

<b>Office</b>	<b>Annual remuneration (\$)</b>
Chairperson	11,154
Member	5,577

*Raglan Community Board*

<b>Office</b>	<b>Annual remuneration (\$)</b>
Chairperson	10,066
Member	5,033

*Rural-Port Waikato Community Board*

<b>Office</b>	<b>Annual remuneration (\$)</b>
Chairperson	9,510
Member	4,755

*Taupiri Community Board*

<b>Office</b>	<b>Annual remuneration (\$)</b>
Chairperson	4,416
Member	2,208

*Tuakau Community Board*

<b>Office</b>	<b>Annual remuneration (\$)</b>
Chairperson	10,785
Member	5,393

## Waimakariri District Council

<b>Office</b>	<b>Annual remuneration (\$)</b>
Mayor	146,838
Councillor (Minimum Allowable Remuneration)	42,143

*Kaiapoi–Tuahiwi Community Board*

<b>Office</b>	<b>Annual remuneration (\$)</b>
Chairperson	17,991
Member	8,995

*Oxford–Ohoka Community Board*

<b>Office</b>	<b>Annual remuneration (\$)</b>
Chairperson	16,949
Member	8,475

*Rangiora–Ashley Community Board*

<b>Office</b>	<b>Annual remuneration (\$)</b>
Chairperson	23,206
Member	11,603

*Woodend–Sefton Community Board*

<b>Office</b>	<b>Annual remuneration (\$)</b>
Chairperson	14,863
Member	7,431

## Waimate District Council

<b>Office</b>	<b>Annual remuneration (\$)</b>
Mayor	104,302
Councillor (Minimum Allowable Remuneration)	20,671

## Waipa District Council

<b>Office</b>	<b>Annual remuneration (\$)</b>
Mayor	145,391
Councillor (Minimum Allowable Remuneration)	36,532

*Cambridge Community Board*

<b>Office</b>	<b>Annual remuneration (\$)</b>
Chairperson	19,327
Member	9,663

*Te Awamutu Community Board*

<b>Office</b>	<b>Annual remuneration (\$)</b>
Chairperson	18,662
Member	9,331

**Wairoa District Council**

<b>Office</b>	<b>Annual remuneration (\$)</b>
Mayor	116,979
Councillor (Minimum Allowable Remuneration)	29,533

**Waitaki District Council**

<b>Office</b>	<b>Annual remuneration (\$)</b>
Mayor	129,041
Councillor (Minimum Allowable Remuneration)	30,765

*Ahuriri Community Board*

<b>Office</b>	<b>Annual remuneration (\$)</b>
Chairperson	11,979
Member	5,989

*Waihemo Community Board*

<b>Office</b>	<b>Annual remuneration (\$)</b>
Chairperson	12,440
Member	6,220

**Waitomo District Council**

<b>Office</b>	<b>Annual remuneration (\$)</b>
Mayor	115,856
Councillor (Minimum Allowable Remuneration)	32,333

**Wellington City Council**

<b>Office</b>	<b>Annual remuneration (\$)</b>
Mayor	183,027
Councillor (Minimum Allowable Remuneration)	89,860

*Makara–Ohariu Community Board*

<b>Office</b>	<b>Annual remuneration (\$)</b>
Chairperson	9,704
Member	4,852

*Tawa Community Board*

<b>Office</b>	<b>Annual remuneration (\$)</b>
Chairperson	19,359
Member	9,680

## Western Bay of Plenty District Council

<b>Office</b>	<b>Annual remuneration (\$)</b>
Mayor	145,667
Councillor (Minimum Allowable Remuneration)	37,589

*Katikati Community Board*

<b>Office</b>	<b>Annual remuneration (\$)</b>
Chairperson	11,330
Member	5,665

*Maketu Community Board*

<b>Office</b>	<b>Annual remuneration (\$)</b>
Chairperson	5,997
Member	2,999

*Ōmokoroa Community Board*

<b>Office</b>	<b>Annual remuneration (\$)</b>
Chairperson	8,220
Member	4,110

*Te Puke Community Board*

<b>Office</b>	<b>Annual remuneration (\$)</b>
Chairperson	11,330
Member	5,665

*Waihi Beach Community Board*

<b>Office</b>	<b>Annual remuneration (\$)</b>
Chairperson	9,330
Member	4,665

## Westland District Council

<b>Office</b>	<b>Annual remuneration (\$)</b>
Mayor	105,174
Councillor (Minimum Allowable Remuneration)	20,907

## Whakatane District Council

<b>Office</b>	<b>Annual remuneration (\$)</b>
Mayor	142,977
Councillor (Minimum Allowable Remuneration)	37,575

*Murupara Community Board*

<b>Office</b>	<b>Annual remuneration (\$)</b>
Chairperson	8,220
Member	4,110

*Rangitāiki Community Board*

Office	Annual remuneration (\$)
Chairperson	10,663
Member	5,331

*Tāneatua Community Board*

Office	Annual remuneration (\$)
Chairperson	8,220
Member	4,110

*Whakatāne–Ōhope Community Board*

Office	Annual remuneration (\$)
Chairperson	17,827
Member	8,913

*Whanganui District Council*

Office	Annual remuneration (\$)
Mayor	149,641
Councillor (Minimum Allowable Remuneration)	36,734




*Whanganui Rural Community Board*

Office	Annual remuneration (\$)
Chairperson	11,552
Member	5,776

*Whangarei District Council*

Office	Annual remuneration (\$)
Mayor	163,689
Councillor (Minimum Allowable Remuneration)	53,850

Dated at Wellington this 7 day of June 2022.

 Chairperson.  
 Member.  
 Member.

## Explanatory memorandum

*This memorandum is not part of the determination, but is intended to indicate its general effect.*

This determination comes into force on 1 July 2022 and expires at the close of 30 June 2023.

### *Councils and local boards*

Since 2019, when setting remuneration for local government elected members, the Remuneration Authority (the **Authority**) has used a group of size indices that it has put together covering territorial, regional, and unitary authorities and Auckland local boards. The relevant workload and responsibilities of each council are assessed using a number of criteria, and each council is placed within the relevant index. The Authority decides the remuneration of mayors, regional council chairpersons, and Auckland local board members based on this data. The size index is also used to determine a governance remuneration pool for councillors on each council and the minimum allowable remuneration that must be paid to each councillor.

The governance remuneration pool provides the total amount to be fully allocated and paid in remuneration to the councillors. Each council is required to make proposals to the Authority on how its individual pool will be allocated according to that council's priorities and circumstances. Roles to which differential remuneration can be attached, in addition to the minimum allowable remuneration, include internal roles such as deputy mayor, committee chair, or portfolio holder as well as roles representing the council on outside groups. Councils submit their proposals to the Authority for its approval and inclusion in the determination. This is not automatic, and the Authority is able to request further information or make changes to the recommendations it receives.

Because the triennial local government elections are scheduled for later this year, the Authority recently completed a full review of the above framework. All councils were regularly consulted throughout the review process. The Authority found that the current approach is working well and no changes have been made to the framework. In this case, the Authority was interested in the time allocated by elected members to their local government roles. We asked members to participate in a short survey to assess whether the time demands had increased since the last assessment. Unfortunately, the response rate was not sufficient to allow us to make a definitive judgement, although the responses we did receive tended to confirm that our previous assessment was still relatively robust.

The size indices were updated with the most recent publicly available demographic, statistical, and economic data, and the updated size indices will apply for the triennium following the local elections in October 2022.

### *Community boards*

Determining community boards' remuneration remains problematic because of the large variations in their number of members, the populations they represent, and their respective roles and powers. The Authority's 2019 review of community board remuneration concluded that, because of those variations, a workable ranking of community boards or a robust and intuitively sensible size index could not be developed. Therefore, the fixing of individual councils' community board members' remuneration over the past 3 years was informed in part by the population of each community board and by their individual current remuneration settings.

The Authority has decided to continue with its existing practice for determining the remuneration of community board members for this determination and during the next triennium. The Authority has communicated its concerns about community boards to the Review into the Future for Local Government, to the Local Government Commission, and to Local Government New Zealand.

### *Elected members' remuneration*

*Schedule 1* of this determination sets out the remuneration of elected members for the period beginning on 1 July 2022 and ending on the close of the day on which the official result of the 2022 election is declared for each individual council.

*Schedule 2* of the determination sets out the remuneration for elected members that will come into force on and from the day after the date on which the official result of the 2022 local election of members for an individual council is declared.

At the end of this explanatory memorandum are the governance remuneration pools for each council that will apply on and from 1 July 2022 (table 1) and on and from the day after the date on which an individual council's official result is declared following the 2022 local elections (table 2).

### *Allowances*

This determination also makes changes to the level and conditions of some allowances.

The maximum purchase price (*clause 9*) that may be paid for an electric or a hybrid vehicle purchased by a local authority for its mayor or regional council chairperson has been increased to \$68,500 (including goods and services tax and on-road costs). This new rate is based on an assessment of the current motor vehicle market rates and takes into account the vehicle being fit for purpose, the safety of the driver and passengers, and fairness to ratepayers. The Authority recommends that councils use the All of Government procurement process and the Clean Car Discount (rebate) scheme to optimise the value of their purchases.

The vehicle-kilometre allowance rates (*clause 11*) have been adjusted from those shown in the previous determination to reflect the current rates prescribed by the Inland Revenue Department on 27 May 2022 for businesses, self-employed people, and employees.

The vehicle-kilometre allowance has been aligned with the travel-time allowance to ensure that an elected member, when travelling from a place in which they permanently or temporarily reside that is outside their local authority boundary, may claim the vehicle-kilometre allowance only when travelling on local authority business once they enter the local authority's boundary.

The travel-time allowance (*clause 12*) has been increased from \$37.50 to \$40 for each hour of eligible travel time after the first hour of time travelled in a day. This allowance was last increased in 2016.

The fee paid to a chairperson of a hearing (*clause 15*) has been increased from \$100 to \$116 per hour, and the fee paid to a member of a hearing has been increased from \$80 per hour to \$93 per hour. Hearing fees were last reviewed in 2011.

In their submissions, councils advised that the hearing times (*clause 6*) for formal meetings have become relatively shorter in comparison with the preparation work that councillors are required to undertake. Consequently, the Authority has removed the time constraint placed on preparing for hearings.

In making this determination for the remuneration of elected members of local authorities, local boards, and community boards listed in clause 6 of Schedule 7 of the Local Government Act 2002, the Authority had regard to the mandatory criteria listed in clause 7 of that schedule and the criteria listed in sections 18 and 18A of the Remuneration Authority 1977.

*Governance remuneration pools: table 1*

The table below sets out the local government governance remuneration pools for the councillors of each local authority, which will apply on and after 1 July 2022 until the close of the day on which the official result of the 2022 election in relation to an individual local council is declared. This period is covered by the current (2019/22) size indices.

**Part 1**

**Remuneration pools for councillors of regional councils**

<b>Council</b>	<b>Governance remuneration pool (\$)</b>
Bay of Plenty Regional Council	869,154
Canterbury Regional Council	977,558
Hawke's Bay Regional Council	565,288
Manawatū-Whanganui Regional Council	647,920
Northland Regional Council	580,951
Otago Regional Council	713,448
Southland Regional Council	555,828
Taranaki Regional Council	473,595
Waikato Regional Council	933,748
Wellington Regional Council	934,354
West Coast Regional Council	327,018



**Part 2**

**Remuneration pools for councillors of territorial authorities**

<b>Territorial authority</b>	<b>Governance remuneration pool (\$)</b>
Ashburton District Council	388,893
Auckland Council	2,592,269
Buller District Council	272,119
Carterton District Council	226,766
Central Hawke's Bay District Council	275,071
Central Otago District Council	284,556
Chatham Islands Council	151,796
Christchurch City Council	1,869,005
Clutha District Council	362,825
Dunedin City Council	1,127,010
Far North District Council	810,927
Gisborne District Council	646,775
Gore District Council	294,796
Grey District Council	256,100
Hamilton City Council	1,217,171
Hastings District Council	809,821
Hauraki District Council	360,438
Horowhenua District Council	445,804
Hurunui District Council	256,100
Hutt City Council	847,197
Invercargill City Council	521,686
Kaikōura District Council	204,089
Kaipara District Council	369,923
Kapiti Coast District Council	512,201
Kawerau District Council	226,766
Mackenzie District Council	181,413
Manawatu District Council	388,893
Marlborough District Council	597,552
Masterton District Council	398,378
Matamata-Piako District Council	398,378
Napier City Council	735,068
Nelson City Council	609,333
New Plymouth District Council	797,363
Ōpōtiki District Council	218,160
Ōtorohanga District Council	204,089
Palmerston North City Council	797,363
Porirua City Council	559,627
Queenstown-Lakes District Council	436,319
Rangitikei District Council	294,796
Rotorua District Council	786,353
Ruapehu District Council	303,526
Selwyn District Council	493,230

<b>Territorial authority</b>	<b>Governance remuneration pool (\$)</b>
South Taranaki District Council	426,834
South Waikato District Council	379,408
South Wairarapa District Council	245,998
Southland District Council	407,864
Stratford District Council	268,362
Taranaki District Council	322,497
Tasman District Council	639,604
Taupo District Council	483,745
Tauranga City Council	1,127,010
Thames-Coromandel District Council	455,290
Timaru District Council	464,775
Upper Hutt City Council	436,319
Waikato District Council	759,986
Waimakariri District Council	502,716
Waimate District Council	226,766
Waipa District Council	483,745
Wairoa District Council	246,615
Waitaki District Council	341,467
Waitomo District Council	218,160
Wellington City Council	1,607,344
Western Bay of Plenty District Council	493,230
Westland District Council	226,766
Whakatane District Council	474,260
Whanganui District Council	531,171
Whangarei District Council	834,739

*Governance remuneration pools: table 2*

This table sets out the local government governance remuneration pools that will apply on and after the day after the date on which the official result of the 2022 local election of members for an individual council is declared. From this date, the new size indices apply for the next council triennium.

**Part 1**

**Remuneration pools for councillors of regional councils**

<b>Council</b>	<b>Governance remuneration pool (\$)</b>
Bay of Plenty Regional Council	869,154
Canterbury Regional Council	977,558
Hawke's Bay Regional Council	644,302
Manawatū–Whanganui Regional Council	690,226
Northland Regional Council	580,951
Otago Regional Council	734,869
Southland Regional Council	555,828
Taranaki Regional Council	473,595
Waikato Regional Council	933,748

**Local Government Members (2022/23) Determination  
2022**

Explanatory  
memorandum

<b>Council</b>	<b>Governance remuneration pool (\$)</b>
Wellington Regional Council	947,216
West Coast Regional Council	330,000

**Part 2**

**Remuneration pools for councillors of territorial authorities**

<b>Territorial authority</b>	<b>Governance remuneration pool (\$)</b>
Ashburton District Council	450,195
Auckland Council	2,592,269
Buller District Council	324,306
Carterton District Council	226,766
Central Hawke's Bay District Council	350,559
Central Otago District Council	362,213
Chatham Islands Council	151,796
Christchurch City Council	1,900,000
Clutha District Council	390,404
Dunedin City Council	1,191,826
Far North District Council	890,157
Gisborne District Council	700,000
Gore District Council	296,638
Grey District Council	293,506
Hamilton City Council	1,286,366
Hastings District Council	871,295
Hauraki District Council	422,618
Horowhenua District Council	514,833
Hurunui District Council	305,015
Hutt City Council	901,594
Invercargill City Council	573,463
Kaikōura District Council	204,089
Kaipara District Council	413,071
Kapiti Coast District Council	545,969
Kawerau District Council	261,262
Mackenzie District Council	207,000
Manawatu District Council	445,578
Marlborough District Council	609,333
Masterton District Council	456,435
Matamata-Piako District Council	463,877
Napier City Council	802,034
Nelson City Council	609,333
New Plymouth District Council	869,359
Ōpōtiki District Council	312,896
Ōtorohanga District Council	262,886
Palmerston North City Council	865,016
Porirua City Council	593,234
Queenstown-Lakes District Council	532,201

---

<b>Territorial authority</b>	<b>Governance remuneration pool (\$)</b>
Rangitikei District Council	337,511
Rotorua District Council	858,787
Ruapehu District Council	359,652
Selwyn District Council	555,420
South Taranaki District Council	504,125
South Waikato District Council	431,208
South Wairarapa District Council	245,998
Southland District Council	466,709
Stratford District Council	268,362
Tararua District Council	420,455
Tasman District Council	666,580
Taupo District Council	527,532
Tauranga City Council	1,198,246
Thames-Coromandel District Council	513,295
Timaru District Council	519,365
Upper Hutt City Council	488,666
Waikato District Council	832,914
Waimakariri District Council	555,247
Waimate District Council	239,400
Waipa District Council	544,506
Wairoa District Council	275,588
Waitaki District Council	423,096
Waitomo District Council	288,802
Wellington City Council	1,639,633
Western Bay of Plenty District Council	546,556
Westland District Council	246,000
Whakatane District Council	526,578
Whanganui District Council	576,061
Whangarei District Council	898,097

**Note:** The above remuneration pools do not apply to mayors, regional council chairpersons, Auckland local board members, or community board members.

However, if a council has delegated significant powers and functions to a community board and as a consequence proposes an increase to the remuneration of community board members, the additional funds will come out of the council's governance remuneration pool.