

Puketāpapa Local Board Workshop Agenda

Date of Workshop: **Thursday, 27 July 2023**

Time: **9.30am - 5.00pm**

Venue: **Puketāpapa Local Board, Boardroom, 560 Mt Albert Road, Three Kings or via Microsoft**

Attendees: **Ella Kumar (Chairperson), Fiona Lai (Deputy Chairperson), Roseanne Hay, Mark Pervan, Bobby Shen, Jon Turner**

Apologies: **Vanessa Phillips**

Staff attending: **Mary Hay (Senior Local Board Advisor) and Selina Powell (Democracy Advisor).**

Reminder: **Mobile phones on silent.**

Time	Workshop Item	Presenter		Proposed Outcome(s)
9.30am - 9.35am (5 mins)	1.0 Karakia and declarations of interest	Ella Kumar Chairperson	Tūtawa mai i runga Tūtawa mai i raro Tūtawa mai i roto Tūtawa mai i waho Kia tau ai Te mauri tū Te mauri ora Ki te katoa Haumi e Tāiki e!	<i>Come forth from above, below, within, and from the environment Vitality and well being, for all Strengthened in unity.</i>

Time	Workshop Item	Presenter	Purpose	Proposed Outcome(s)
9.35am – 11.15am (100 mins)	2.0Item: Board member and advisor time <i>Governance: Setting direction/ priorities/budget</i>	Ella Kumar Chairperson Mary Hay Senior Local Board Advisor, Local Board Services	Board and advisor time.	
11.15am – 12.00noon (45 mins)	3.0Item: Local Board Equity of Funding <i>Governance: Setting direction/ priorities/budget</i>	Jestine Joseph Project Implementation Lead Regional Services and Strategy David Rose Lead Financial Advisor Financial Strategy and Planning	To provide a brief on the proposed local board Equity of Funding, to be implemented through LTP 2024-2034. A formal report will be submitted to the August LB business meeting agenda for formal feedback from the LBs	To provide more clarity to Local Boards on how the Equity of Funding will work for their funding allocation and to gather their formal feedback on these proposals.
12.00noon – 1.00pm	Lunch break			
1.00pm - 2.45pm (105 minutes)	4.0TBC			
2.45pm – 3.45pm (60 mins)	5.0Item: Connected Communities <i>Governance: Setting direction/ priorities/budget</i>	Kat Teirney Community Broker Connected Communities	To provide a monthly update from Connected Communities	That the local board provide feedback.
3.45pm – 4.00pm (15 mins)	Break			

<p>4.00pm – 5.00pm (60 mins)</p>	<p>6.0 Item: Auckland Rail Programme Business Case (ARPBC) <i>Governance: Setting direction/priorities/budget</i></p>	<p>Aaron Rodrigues Principal Transport Planner, Strategic Projects, Auckland</p> <p>Jake Cannan Senior Transport Planner, Strategic Projects, Auckland Transport</p> <p>Adrienne Darling Manager Network Strategy, Kiwi Rail</p> <p>Siobhan O'Donovan Principal Advisor, Regional Communications & Engagement, Auckland Transport</p>	<p>To update Local Boards on the ARPBC, which confirms the strategic direction for heavy rail in the Auckland region for the next 30 years (from 2021 to 2051) and supports the continued growth of Taāmaki Makaurau Auckland while minimising our impact on the natural environment and enabling rail to play its part in achieving Aotearoa New Zealand's emission reduction targets. Ultimately, the ARPBC will establish the most effective and efficient way to use the capacity available across the rail network, recognising competing demands from freight and passenger rail, and their operational performance and maintenance requirements. A phased programme, cost estimates and cash flow will be produced for the preferred way forward.</p>	<p>The ARPBC is currently in the feedback stage and is going through an initial process of gathering comment from various stakeholders to feedback into the programme. Gathering Local Board feedback is an important part in informing and shaping future investment, business cases and outcomes for our communities.</p>
--------------------------------------	--	---	--	---

Time	Workshop Item	Presenter		Proposed Outcome(s)
End of workshop	7.0 Closing Karakia	Ella Kumar Chairperson	Unuhia, unuhia Unuhia mai te urutapu nui Kia wātea, kia māmā, te ngākau te tinana, te hinengaro i te ara takatū Koia rā e Rongo e whakairia ake ki runga Kia tina! Haumi e! Hui e! Tāiki e!	<i>Draw on, draw on</i> <i>Draw on the supreme</i> <i>sacredness</i> <i>To clear and to set free</i> <i>the heart, the body and the</i> <i>inner essence</i> <i>In preparation for our</i> <i>pathways</i> <i>Let peace and humility</i> <i>be raised above all</i> <i>Manifest this! Realise this!</i> <i>Bind together! Affirm!</i>

Next workshop: Thursday, 03 August 2023 at 9.30am

Ordinary business meeting 17 August 2023 at 10.00am

Local Board Funding Equity - Alternative Options



Today's Discussion

- ❖ Intended Outcomes
- ❖ Past decisions
- ❖ New Direction
- ❖ Summary of JGWP sessions to date
- ❖ Summary of Discussion Paper for LB feedback
- ❖ Next steps



Intended Outcomes

Governance Framework Review (2017-2021) identified inequities in local board funding

Current funding model
– asset based





2021 GFR decisions (in-principle) to achieve LB funding equity

- By utilising unallocated growth and renewals
 - Funding to go to LBs based on equity ranking
 - Equity to be based on the 80:15:5 model
 - Funding equity to be achieved in 10-15 years
 - No reallocation between LBs i.e., no reduction to local board funding levels
 - Implementation through LTP 2024-2034
-
- Limited to local community services ABS budget
 - LDI was out of scope for equity calculations

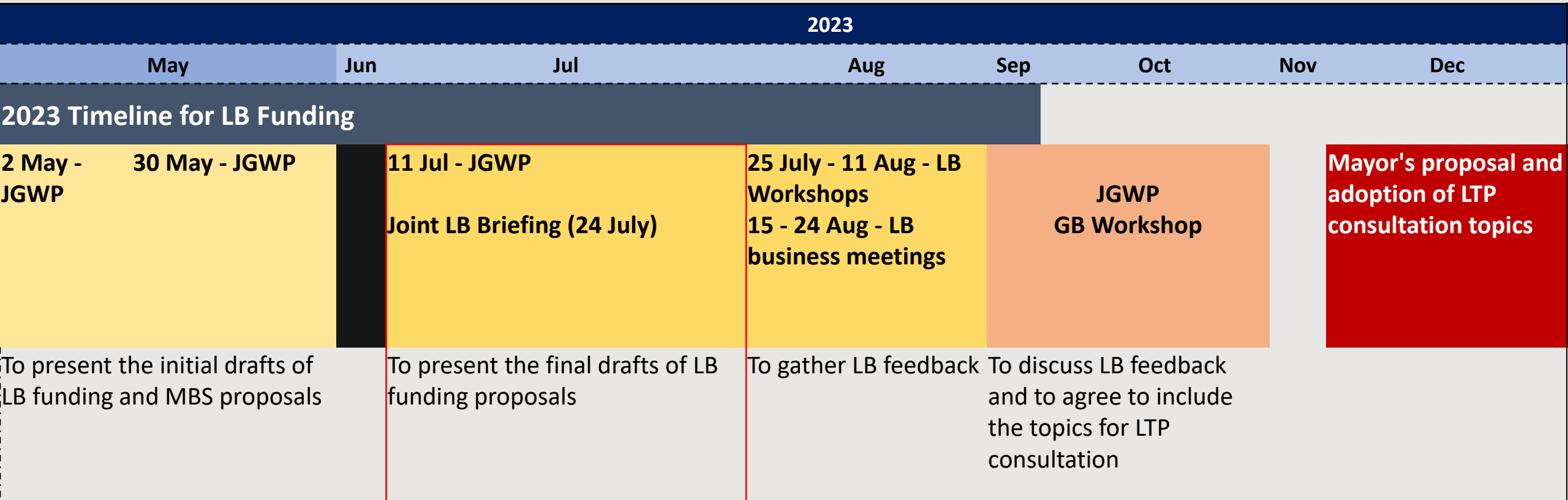




New Direction from the Mayors office in 2023

- Achieving equity in a shorter timeframe
- Scope could be wider than that of earlier GB decisions – all local activities and funding sources
- Funding options include reallocation of existing funding, new funding or a combination of funding







Options Summary – 02 & 30 May JGWP

#	Option	Description	Time required to achieve funding equity
1	GFR October 2021 (original in-principle decision)	Achieving local community services funding equity by reallocating future unallocated growth and renewals budgets to local boards with funding gaps	10 – 15 years
2	Providing new funding to bring all local boards to equity	Achieving local board funding equity by allocating new funding, provided through LTP 2024-2034, to local boards with funding gaps	3 years (will need further analysis) ✓
3	Reallocating all existing local board funding	Achieving local board funding equity by redistributing existing local board funding (both capital and operational funding)	3 years (will need further analysis)
4	Combination of options 2 & 3	Achieving local board funding equity by redistributing some existing local board funding and allocating some new funding, provided through LTP 2024-2034, to local boards with funding gaps	3 years (will need further analysis) ✓





Discussion Paper - Local Board Funding Equity



11 July 2023



Scope of Alternative Options

Changes to scope from GFR

- Includes LDI
- Opex and capex separately
- Excluding growth and other specific funds

The scope for the alternative options will be **local community services**

Expanding the scope beyond local activities(eg: CCOs) cannot currently be accommodated but could be advanced over time





Discussion Paper | LDI

- Considered all budgets as one pool and analysed based on the approved equitable model 80:15:5
- Moving forward staff propose not to have budget classifications within opex or capex (i.e., no ABS or LDI)



Discussion Paper | Proposed Scope Exclusions

Growth

- Reallocation requires the amendment of the DC policy
- May lead to Council refunding some of the DCs already collected
- LBs that receive growth funding through reallocation will be limited in their investment decisions by the conditions of the DC policy and legislation

Discrete projects

- Reallocation may result in inadequate funding for LBs to deliver these projects



Discussion Paper | Unallocated budgets

Budget provision yet to be assigned to a specific project or LB

Unallocated opex is:

- mostly consequential opex related to new growth investment and therefore is proposed to be out of scope

Unallocated capex is:

- some renewals (minor capex and response renewals)
- about \$15m of unallocated budgets for new investment (FY25-FY27)

Reallocation of these unallocated budgets would mean, future investments or renewals that were planned from these budgets will be LB's responsibility



Options Summary

Options	Reallocation%	Approx. New funding required (\$m)	Equity achieved in 3 years
Option (ii): New funding	0	Opex: 170 Capex: 210	Complete
Options (iv)A to (iv)D Combination of reallocation and new funding	10 to 75	Opex: 150 to 40 Capex: 190 to 50	Complete
Transition approaches A lower amount of new funding and lower percentage of reallocation	0 to 75	Opex: 65 to 0 Capex: 75 to 10	18 local boards get to within 5% opex and capex funding equity

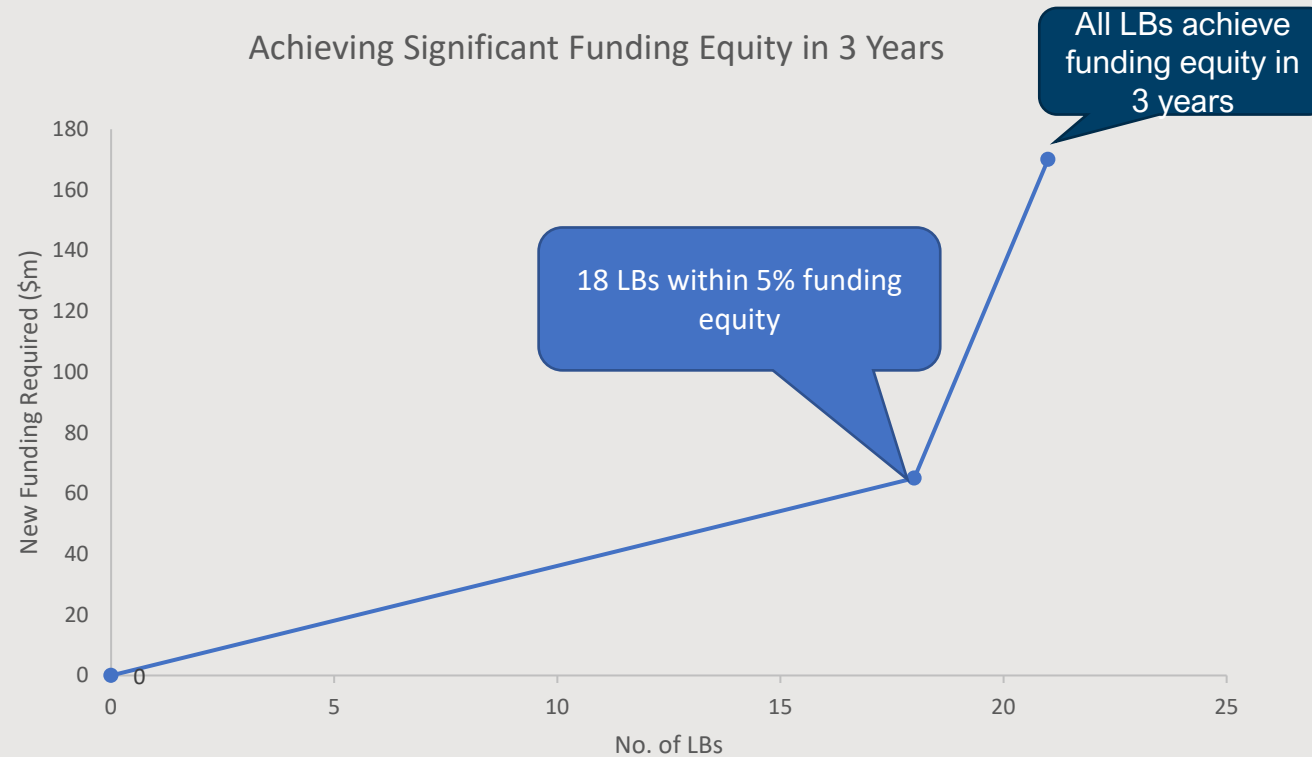
1% rates increase = \$20m opex

\$100m additional borrowing = +2% on our debt to revenue ratio

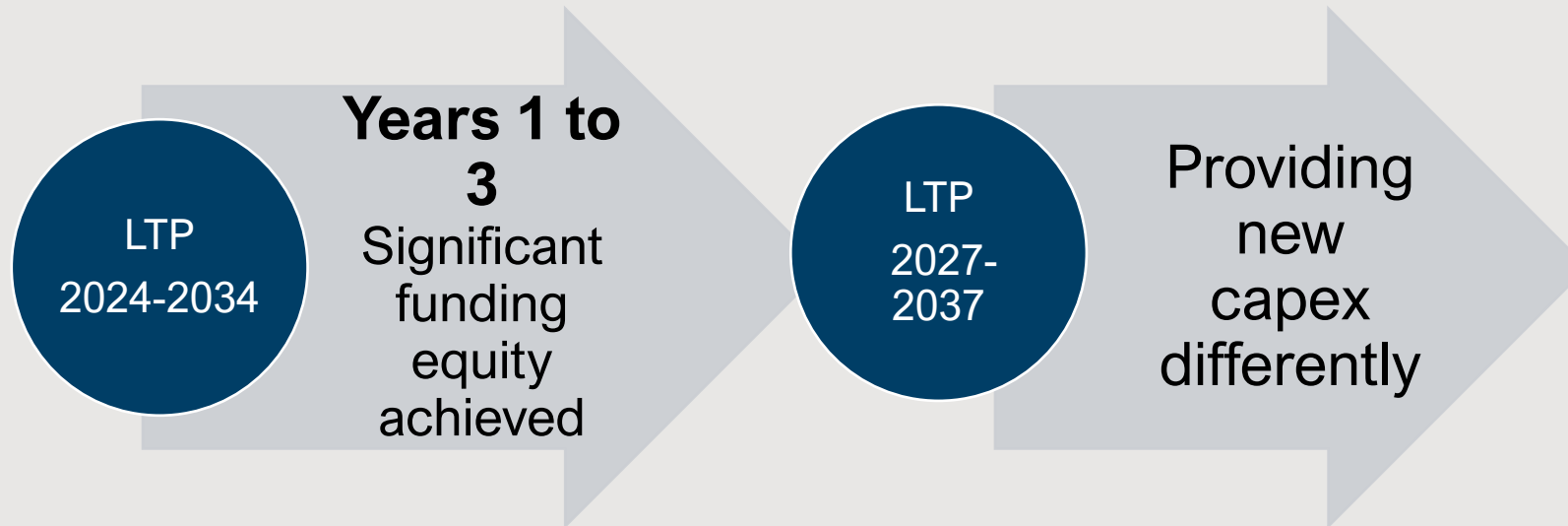


Discussion Paper | Alternative Options

Transition Approach



Continuation of Transition Approach through LTP 2027 - 2037



- New capex funding to be kept as a pool LBs can apply to
- LBs to co-contribute to receive capex budget from the pool
- Split of contributions (LB vs new funding) will depend on LB's equity ranking
- Further work to be done to determine the finer details of this approach



Discussion Paper | Impact of Multi-board Services on Equity Analysis

- Have only discussed opex impact due to limitations of data
- However, capex impact would be similar

Hybrid funding

Approach	Description	Assessment
Hybrid (direct and pooled funding)	Host local board funds 50% Local community services funding pool funds 50%	Relatively simple to administer Reasonable balance of costs

Example

Local Board	3 Year Opex budget (\$m)	Opex equity ranking	3 Year Opex budget after considering MBS (\$m)	Equity ranking after considering MBS
Waitemata	15	15	13	11
Hibiscus and Bays	17	14	17	15



Discussion Paper | Implementation

Staged Implementation:

Year 1: 1 July 2024 – 30 June 2025

Analysis and advice is provided to LBs to inform decision-making in year 2, based on funding equity changes in year 2

Year 2: 1 July 2025

Budget and associated service changes (if any) to give effect to funding equity take effect

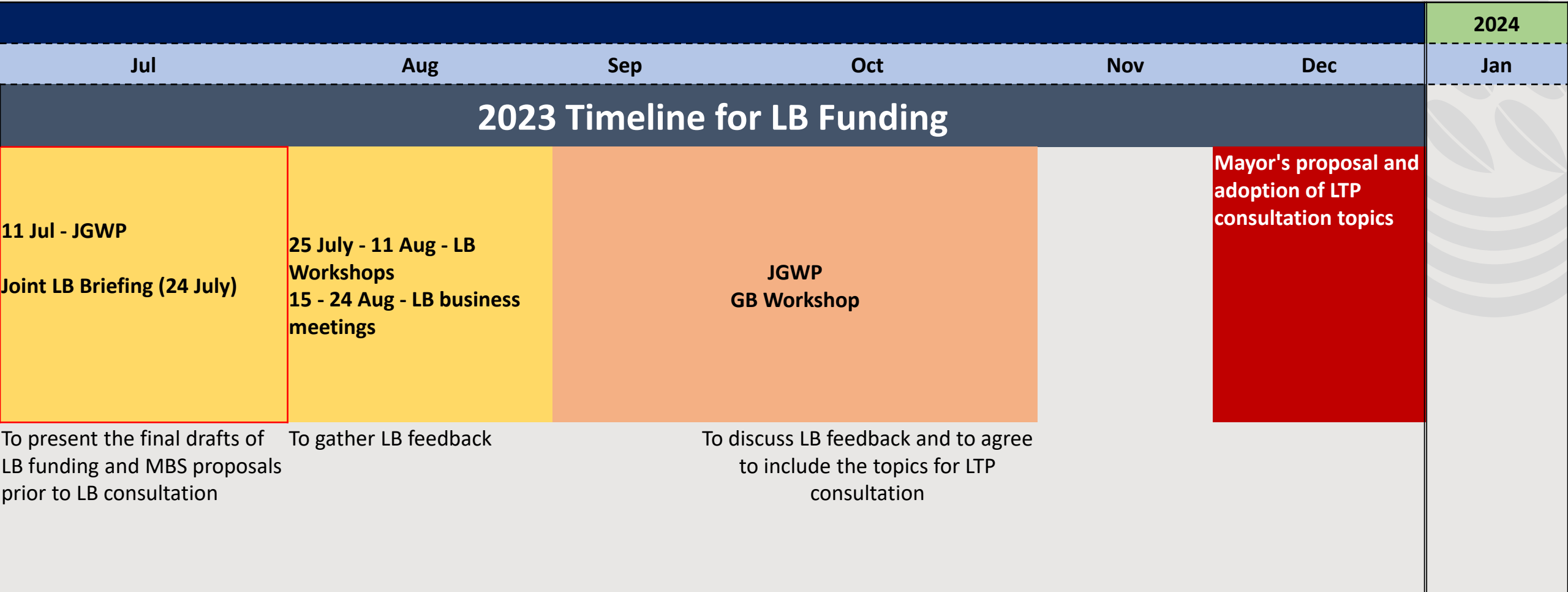


Discussion Paper | Multi-board Services

- Further work is required to analyse the cost-to-benefit value of implementing a MBS programme and shared governance approach
- This work will be undertaken during the LB feedback period to inform further advice to the JGWP




Next Steps





Pātai





Discussion Paper - Local Board Funding Equity

Joint Governance Working Party

11 July 2023



Table of Contents

Purpose.....	3
Context.....	3
Governance Framework Review and 28 October 2021 Decisions.....	3
New Direction and Alternative Options 2023.....	4
Summary of work this term with the JGWP.....	5
Scope.....	6
Updated funding equity analysis based on the original GFR scope.....	6
Scope for Alternative Options.....	8
Consideration of local activities for alternative options.....	9
Equity analysis based on the proposed scope for alternative options.....	11
Responding to questions on scope from 30 May JGWP (JGWPC/2023/3 b).....	11
Responding to the JGWP resolution on the impacts of the components of the scope (JGWPC/2023/3 d(i)).....	11
Alternative Options and their Impacts.....	13
Option (ii) - Providing new funding in the LTP 2024-2034 to bring all local boards to equity.....	13
Option (iv) - Combination of reallocation of some existing local board funding and new funding.....	14
An alternative transition approach.....	15
Continuation of the transition - Proposal for allocating new capex funding to local boards beyond 2026/2027.....	17
Impact of Multi-board Services.....	18
Implementation Analysis.....	19
Impact on LTP 2024 - 2034.....	20
Resourcing.....	20
Risks and Implications.....	21
Next Steps.....	23

Purpose

1. To seek feedback from the Joint Governance Working Party (JGWP) and the local boards on the proposals to achieve local board funding equity, which are to be implemented through Long Term Plan (LTP) 2024 – 2034. This feedback will be considered by the Governing Body before these proposals are considered for consultation and decision making through the LTP process.

Context

2. Staff have been working on proposals to implement the October 2021 Governing Body decisions on local board funding equity through LTP 2024 -2034. In early 2023, the Mayor's office directed staff to investigate a new direction to achieve local board funding equity and for this to be considered by the JGWP and the local boards prior to implementation. This discussion paper covers:
 - (i) previous Governing Body decisions to address local board funding inequity.
 - (ii) direction from the Mayor to investigate alternative options for achieving local board funding equity in a shorter timeframe.
 - (iii) summary of discussions with, and directions from, the JGWP
 - (iv) scope and impact of the alternative options
 - (v) multi-board services (MBS) and its impact on local board funding
 - (vi) implementation analysis
 - (vii) risks and implications of the funding options.

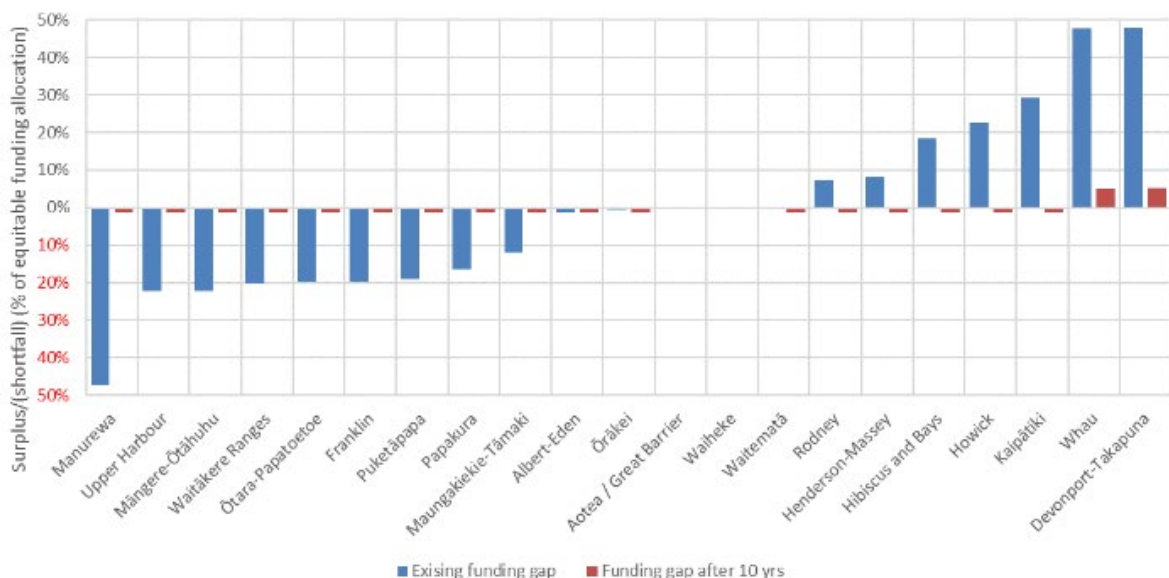
Governance Framework Review and 28 October 2021 Decisions

3. Following a report in 2016 on the state of governance of Auckland Council, the Governance Framework Review (GFR) was initiated by the Governing Body in 2017. The aim of the GFR was to investigate Auckland Council's current governance structure and recommend improvements.
4. The Governing Body established a political working party (the JGWP) to investigate the GFR recommendations. For the last two terms, the JGWP has been functioning as the primary forum for staff to discuss proposals and receive feedback and direction on the GFR, before taking the proposals to the Governing Body.
5. Following extensive investigation and consideration of options by the JGWP, on 28 October 2021 the Governing Body agreed to increase local board decision-making responsibilities to all local community services within the funding envelope allocated to each local board (GB/2021/137).
6. A key part of the Governing Body decision was to address the inequity of local boards' funding to provide these local community services, as current funding is based on the assets in each local board area, most of which were built pre-amalgamation, and have variable distribution across local boards.
7. The Governing Body agreed in principle to address this situation through the forthcoming Long-term Plan process, by:
 - (i) establishing an alternative service level equity and funding policy, that seeks to achieve funding equity for local boards within 10-15 years.

- (ii) allocating Long-term Plan (LTP) outer year funding for growth and future renewals to local boards which are underfunded, starting with the most underfunded local boards. A key aspect of this decision was that no local board would lose funding.
 - (iii) approving the funding allocation based on the 80% population, 15% deprivation and 5% land area (80:15:5) formula.
8. A fixed amount or percentage of funding to be provided for Waiheke and Aotea-Great Barrier local boards based on that used in Locally Driven Initiatives funding.
 9. Although reallocation of funding from local boards that are currently funded over an equitable funding level (based on the 80:15:5 model) was considered, this was not supported. Hence the 2021 GFR decision aimed at uplifting all local boards to an equitable funding level that aligns with the highest funded local board.

Original GFR Scope

10. The scope of the 2021 GFR investigation into local board funding equity was limited to local community services activity asset based services (ABS) budgets, as this is the majority of funding local boards have decision-making over. This included growth funding and discrete projects but excluded slips remediation and coastal renewals and locally driven initiatives (LDI) funding.
11. The GFR analysed budgets across ten years of LTP 2021 – 2031 and considered operating expenditure (opex) and capital expenditure (capex) as one funding pool. This analysis is reflected in the graph below which ranked where local boards sit in terms of the equity of their funding based on ten years of LTP 2021 – 2031 funding. This graph was part of the 28 October 2021 report to the Governing Body on which in-principle decisions to address local board funding inequity were made and has been widely seen and understood by local board members.



Change in funding gap over 10 years 2021/2022 – 2030/2031

New Direction and Alternative Options 2023

12. Since the October 2022 election, the Mayor has expressed his interest in addressing issues he sees with local board funding as a priority this term, including giving local

boards more authority and autonomy over local matters and providing them with a more equitable funding allocation.

13. On 21 April 2023, the Mayor wrote to all local board members outlining his wish to simplify the council's governance structure, to move closer to a genuine shared governance model, and enable more decisions to be made locally where possible. The Mayor indicated that this would involve changes to local board funding policies and addressing equity issues to enable local boards to exercise more control and make decisions about asset ownership and use, and to make it easier for local boards to raise revenue for specific projects. The Mayor reiterated this position in his address to the JGWP on 2 May 2023.
14. In particular the Mayor also outlined his expectation that staff would develop a plan to achieve local funding equity in a much shorter timeframe, than the 10-15 years agreed upon by the Governing Body in 2021, and ideally within 1-3 years. The Mayor indicated his preference that this be achieved by reallocating funding between local boards and potentially using new funding (if available) as opposed to the existing approach which relied on using LTP outer years renewals and growth funding.

Summary of work this term with the JGWP

15. In response to the Mayor's request, the Mayor and Council's Executive have agreed to continue using the JGWP to advance further discussions on addressing local board funding equity.
16. The JGWP was reconstituted after the 2022 elections. It consists of six councillors and six local board members, five of whom are returning from the last term and providing continuity to this discussion.
17. At the first JGWP meeting for this term on 2 May 2023 staff presented an initial report in response to direction from the Mayor's office, consisting of the following three alternative options on how local board funding equity could be achieved in a shorter timeframe (first three years of LTP 2024 – 2034):
 - a) providing new funding to bring all local boards to equity,
 - b) reallocating all existing local board funding,
 - c) a combination of options (a) and (b).

These options are in addition to the original option decided by the Governing Body in October 2021. All of these options are explained further in Table 1 below.

Table 1: Local Board Funding Options

Option	Description	Time Required to Achieve Funding Equity
(i) Governing Body October 2021 (original in-principle decision)	Achieving local community services funding equity by reallocating future unallocated growth and renewals budgets to local boards with funding gaps	10 – 15 years
(ii) providing new funding to bring all	Achieving local board funding equity by allocating new funding, provided through LTP 2024-2034, to local boards with funding gaps	3 years

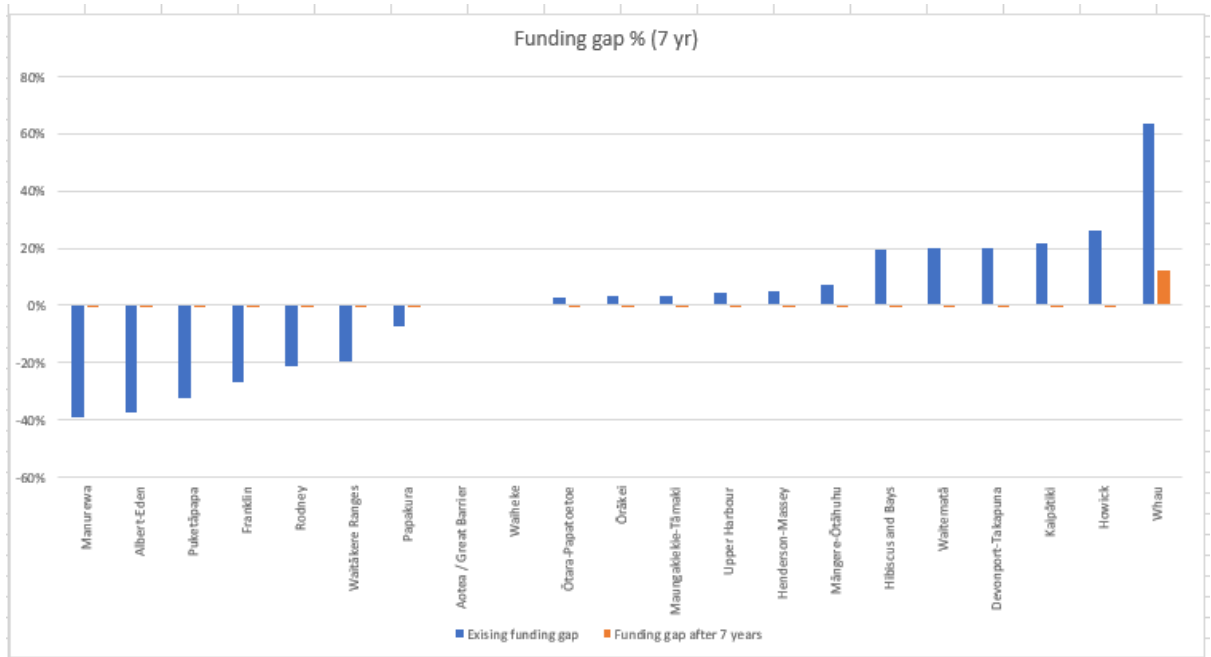
Option	Description	Time Required to Achieve Funding Equity
local boards to equity		
(iii) reallocating all existing local board funding	Achieving local board funding equity by reallocating existing local board funding (both capital and operational funding)	3 years
(iv) a combination of options (ii) and (iii)	Achieving local board funding equity by redistributing some existing local board funding and allocating some new funding, provided through LTP 2024-2034, to local boards with funding gaps	3 years

18. The Mayor attended the 2 May JGWP meeting and outlined his proposal. The JGWP supported the staff's intention to complete a more detailed analysis on these options for further consideration. This detailed analysis was presented to and discussed with the JGWP on 30 May 2023. A copy of the report to, and the minutes of the 30 May JGWP meeting are included at Attachments B and C.
19. The analysis to support the options being considered included current budgets that reflected budget changes that had been made after the October 2021 decision. These budget changes created some confusion with JGWP members. Staff were asked to provide the reasons behind these changes and reconfirm the scope change requested by the Mayor and this is covered in paragraphs 37 to 40.
20. The JGWP directed staff to focus future work on options (ii) and (iv) as it was considered that option (iii) would be politically unacceptable.
21. Further information was requested on the implications of different scenarios in relation to:
- (i) identifying the specific impacts of the components of the expanded scope e.g., impact of removing growth funding (see paragraphs 41 to 46)
 - (ii) analysis of the funding effects of removing regional, sub-regional and multi-board services and facilities from funding allocations (see paragraphs 80 to 98)
 - (iii) possible advantages and disadvantages of different percentages for a mix of reallocation and new funding, to inform principle-based decision on percentages, noting the impact of Annual Budget 2023/2024 decisions (see paragraphs 64 to 71)
 - (iv) resourcing implications for funding changes, given the shorter timeframe for implementation. (See paragraphs 101 to 103)
 - (v) analysis on transition requirements for implementation, for both opex and capex (see paragraphs 92 to 100).

Scope

Updated funding equity analysis based on the original GFR scope

22. The following graph shows the funding equity standings using the current budgets and budgets for the remaining seven years of the current LTP (2024 – 2031).



Change in funding gap over 7 years 2024/2025 – 2030/2031

23. Some of the local board equity rankings have changed when compared to 2021 analysis due to the following reasons:

- (i) the 2021 GFR model had 10 years of data (2021/2022 to 2030/2031) and the updated model only has 7 years, i.e., 2024/2025 to 2030/2031. Our current financial data only extends to 2030/2031, which is the final year of the current LTP.
- (ii) there have been refinements to local board budgets through annual plans since 2021:
 - a. With opex this mainly relates to refinements in the repairs and maintenance budgets as Council incorporated updated, more accurate information from its suppliers.
 - b. Capex budgets have changed to respond to the savings targets and capex prioritisation decided through 2021/2022 and 2022/2023 annual plans.

24. The updated 2023 graph also shows the change in equity in these seven years based on the allocation of unallocated growth and renewals budget. Analysis based on the current budget data shows that there is \$783 million of unallocated budget¹ in these seven years.

25. If the council decides to prioritise this unallocated budget for other purposes (e.g. storm response) prior to or through LTP 2024 -2034, achieving local board funding equity under this proposal will be delayed, unless additional funding is made available for this purpose.

26. Most of this unallocated budget is currently set aside for investment in growth. Repurposing funding intended for growth investment will delay the council’s investment in growth and may require the amendment of Auckland Council’s

¹ these budgets are yet to be allocated to a local board and are kept aside for future renewals and growth-related investment. This is explained in more detail in paragraphs 46 to 52.

Development Contributions (DCs) policy and the refund of some of the DCs collected.

27. Local boards that receive additional funding in the form of growth funding under this approach will be restricted in what and where they invest as investment of growth funding is guided by legislation (various sections of the Local Government Act 2002) and the DC policy.

Scope for Alternative Options

28. Staff have analysed budgets for the three financial years 2024/2025, 2025/2026 and 2026/2027 as these are the first three years of LTP 2024-2034, through which local board funding equity is proposed to be implemented under the new direction.

29. Staff have used the scope of option (i) (GFR) as a starting point for this investigation with three key changes. For the investigation of alternative options staff have:

(i) considered opex and capex separately for the following reasons:

- (a) the differences in opex funding across local boards is reasonably consistent, regardless of the timeframe of analysis. However, differences in capex varies considerably depending on the timeframe of analysis. This is due to the finite and lumpy nature of capex projects as opposed to opex which is ongoing. Discrete capex budgets only appear in certain years when the project is delivered, and this affects funding equity calculations. To better understand the impacts of capex funding on equity, it is useful to consider them separately.
- (b) creates an opportunity to understand opex and capex funding inequities separately and therefore address them differently. This is especially relevant when we consider the strategy of delivering differently, with less reliance on assets for service delivery adopted through LTP 2021-2031²
- (c) if a decision is made to provide new funding to achieve local board funding equity, the mechanisms to raise new opex and capex are different. Opex is generally funded through operating revenue such as rates and user charges, and capex is generally funded through debt (Auckland Council Revenue and Financing Policy).
- (d) in the current financial environment, there is limited flexibility in changing the funding mix (i.e., changing between opex and capex), for new funding, in the short term. The GFR decision of providing local boards with new funding and letting local boards decide the capex/opex funding mix is unlikely to be practical in Council's current financial environment. If an option for new funding is identified it is more feasible to provide local boards with a fixed split of new opex and capex, in the short-term.

It should be acknowledged that investment in capital projects will have an impact on future opex requirements through service and maintenance costs. Once local boards are allocated funding equitably, the future opex-requirements of new capital investment will have to be managed by the local boards from within their opex budget allocation. Staff will ensure that any future

² a three-year transition towards a more sustainable investment approach to delivering community services that is less reliant on council assets and focuses more on provision through alternative ways such as partnerships, digital channels and multi-use facilities (FIN2021/49)

investment advice provided on capital investment will include the whole of life costs of the asset which includes future opex requirements.

- (ii) included budgets funded through fees and charges, general rates and debt in the equity calculations. Some budgets were excluded due to limitations for reallocation of their funding sources, as detailed in the table below.

Table 2: Limitations of some funding sources

Funding Sources	Scope (Y/N)	Reason for being out of scope
Growth	N	Growth funding is allocated to specific projects within funding areas based on the Development Contributions (DC) policy and expected future growth population growth across Auckland. Reallocation of this budget is not possible without a change to the DC policy. Risks in changing this policy could result in growth investment being delayed in high growth areas, as inequity ranking, and growth projections do not align. This could also result in council being required to refund some DCs already collected if not able to deliver agreed growth projects in a timely manner.
External/specific funding/targeted rates	N	This is funding received to support specific purpose projects in specific local boards. This funding cannot be pooled together for reallocation.

- (iii) included LDI budgets, which funds projects across all local activities, in the scope for analysis. In October 2021 the Governing Body approved the 80:15:5 formula as an equitable allocation formula. LDI is currently allocated based on a 90:5:5 formula. Prior to implementation of increased local board decision-making local boards' discretion over ABS was limited. Under increased decision-making local boards have decision-making over both ABS and LDI. Hence staff recommend including LDI in the scope for alternative options and analysing it based on the 80:15:5 model. Once this is implemented there would be no distinction between ABS and LDI, there would only local boards' opex and capex.

Consideration of local activities for alternative options

30. Staff also analysed asset-based services budget within all four local activities:

- (i) Local community services
- (ii) Local environment management
- (iii) Local planning and development
- (iv) Local governance

For potential inclusion in the alternative options to achieve local board funding equity.

31. Staff propose to only consider the budget within local community services activity for these alternative options. The table below explains the reasons for excluding the other three activities.

Table 3: Analysis of other local activities

Local activity	Reason for being out of scope
----------------	-------------------------------

<p>Local Environment Management ABS</p>	<p>The ABS budget in this activity is comprised of a targeted rate collected for drainage purposes and an allocation for solid waste. These funds are collected and allocated for a specific purpose and in specific locations.</p> <p>The targeted rate is set by legislation and cannot be reallocated. The solid waste allocation is the budget for a regional service delivered in the local board areas. These do not fall within local board decision-making and cannot be considered for reallocation.</p>
<p>Local Planning and Development ABS</p>	<p>99 percent of the ABS opex budget in this activity is the BID targeted rates budget. These targeted rates are collected from the businesses on behalf of various business associations and are paid to these business associations. Local boards do not have decision-making over the allocation of these budgets.</p> <p>This activity also includes the Waitākere Ranges and Foothills Protection opex budget which is a legislative requirement under the Waitākere Ranges Heritage Area Act 2008 and cannot be considered for reallocation.</p> <p>Currently there is only one capital project under this activity which has a budget of \$19,000 in 2024/2025. This is a multi-year project which ends in 2024/2025.</p> <p>Hence, staff recommend not to include this activity in the scope.</p>
<p>Local Governance</p>	<p>The majority (55%) of the budget under this activity cover staff and other operational costs that support the local boards. Staffing is currently a statutory responsibility of the chief executive (s 42(2)(g) of the Local Government Act).</p> <p>The remaining budget under this activity relates to local board members such as elected member honorariums (40% of the total budget), training, etc. Elected member honorariums are set by legislation (Local Government Members Determination) and local boards do not have any decision-making over this.</p>

32. **Funding for other activities** such as for corporate property, transport and other CCOs are out of scope for this investigation. These are currently outside the local board allocation of decision-making or significant influence. The Mayor has indicated his preference to expand local board decision-making over some or all these activities. However, until a decision is made on this, these activities remain out of scope for this analysis. Also, any investigation that requires the inclusion of these activities would require collaboration of multiple agencies of the council, and additional resources and time.
33. **Gulf Island local boards:** For the alternate funding options, staff have followed the GFR decisions to provide fixed funding to the Gulf Island local boards. The fixed percentages are 1 percent and 2 percent of the total budgets for Aotea Great Barrier and Waiheke, respectively, which is consistent with the Local Board Funding Policy.
34. Local boards are allocated a share of the overhead costs such as interest, depreciation and corporate overheads based on the local board funding policy. Local

boards do not have direct decision-making over these budgets. Hence, these will be out of scope for this analysis.

Equity analysis based on the proposed scope for alternative options

35. The opex and capex equity rankings based on the scope for alternative options as discussed in the previous sections and based on current budget data is provided in Attachment D.
36. Local board funding equity rankings are determined by comparing the existing funding levels (2024/2025-2026/2027) to funding levels based on applying the above 80:15:5 formula to existing funding.

Responding to questions on scope from 30 May JGWP (JGWPC/2023/3 b)

37. At its 30 May 2023 meeting the Joint Governance Working Party also passed the following resolution:

(b) whakaae / agree to seek clarification from the Mayor in regard to the expanded scope

to seek clarity on this updated scope.

38. In response to the above JGWP resolution, the Mayor's office has confirmed that the scope outlined in the previous section is consistent with the Mayor's request. In confirming this, the Mayor has also asked that his overall aspiration of "fairer funding" for local boards, for them to be "bulk funded" and to make decisions on all local matters, not just local community services, is clearly signalled.
39. In response, staff advice is that this proposed extension of scope brings in a range of matters that cannot currently be accommodated within existing policy, legislative and/or resource constraints. While that work could be advanced over time, staff consider that a staged approach towards these outcomes is desirable.
40. The Mayor has also signalled his aspiration that there are fewer local boards with even greater decision-making, ideally in place in time for the coming 2025 election. The Governing Body resolved on 22 June 2023, to refer a local board reorganisation proposal to the JGWP. This proposal considers a smaller number of local boards with greater authority, to be implemented ahead of the 2025 or 2028 election. This would impact on this local board funding equity work programme. Staff will closely monitor the progress of this proposal and update the local board funding equity advice promptly.

Responding to the JGWP resolution on the impacts of the components of the scope (JGWPC/2023/3 d(i))

(i) LTP approved discrete local projects

41. These are specific projects approved through each LTP based on the priorities and strategies of the Council. Funding equity was not assessed or considered while approving funding for these projects. These projects' budgets are allocated to a specific local board and are one of the reasons behind disproportionately high funding for some local boards (example: funding for Te Hono community centre in the Whau local board).
42. After considering the benefits and drawbacks of including or excluding these projects in the funding equity analysis (refer table below), staff propose to exclude these projects.

LTP Discrete Projects	Benefits	Drawbacks
Including in the analysis	It provides a more complete picture of funding levels in the local board area	<p>If reallocation progresses as an option to address funding equity, then the local boards may end up with inadequate funding required to complete these LTP discrete projects. This would mean Council is not delivering on past decisions aligned with policy.</p> <p>These discrete projects raise the level of overfunding in the relevant local boards. This increases the amount of reallocation or new funding required to achieve local board funding equity.</p>
Excluding from the analysis	Considers past Council decisions and ensures adequate funding remains to deliver these decisions.	Does not consider all the funding invested in the local board area.

(ii) Growth funding

- 43. The JGWP requested analysis on the impact of excluding growth from the calculations for equity.
- 44. Based on current budgets there is \$39 million of growth capex funding allocated to various local boards in the first three years of LTP 2024 – 2034. Almost \$23 million of this is spread across three local boards – Upper Harbour, Hibiscus and Bays and Maungakiekie-Tāmaki. The remaining is spread across other local boards.
- 45. Attachment E illustrates the impact, of including or excluding growth funding in the analysis, on equity rankings.
- 46. However, as mentioned in the table above (Table 2 in para 29 (ii)), including growth funding will have other impacts than just impacting equity calculations. Reallocating growth funding may require a change to our DC policy and there will be limitations on local boards receiving growth funding on the type and location of assets they can invest in. For example, local boards cannot use growth funding for renewals or to invest in assets outside the adopted DC policy. Also, the reallocation of growth funding may trigger the refund of some DCs already collected.

Future unallocated budgets

- 47. Future unallocated budgets are budgets which are yet to be allocated to specific local boards in the future years (2024/2025 – 2030/2031) of the current LTP 2021-2031. Most of the future unallocated budget relates to growth funding and is proposed to be out of scope for the alternative options.

48. Unallocated opex is the consequential opex provision to cover operating costs of future investments, which mostly relates to growth funding. As growth is proposed to be out of scope in alternative options (ii). and (iv)., staff propose that unallocated consequential opex is also excluded.
49. Once a new growth investment is delivered, the asset and associated consequential opex transfers to the relevant local board's budget, which would then be considered as the local board's budget for any future equity analysis.
50. Unallocated capex (other than growth) mainly consists of response renewals kept aside for unplanned renewals and some funding provision for new investment.
51. These budgets are formulated based on the estimated future asset investments and response renewals requirements. This budget gets approved and allocated to specific local projects through annual plans or long-term plans as we start planning for the relevant financial year.
52. The unallocated capex budget is a local community services budget and can be considered for reallocation under an equitable allocation model. However, once this is allocated to local boards through the funding model, local boards will have to manage any future new investment and unplanned renewals through their allocated budgets.
53. Based on the scope for the alternative options, current budget figures indicate that in the first three years of LTP 2024 -2034 there is \$25 million of unallocated capex. The amount of unallocated budget may change as further budget decisions are made prior to or through LTP 2024 -2034 to respond to priorities such as storm response.

Alternative Options and their Impacts

54. At the 02 May JGWP staff presented three alternative options (as explained in para 17. Table 1) to achieve local board funding equity in a shorter timeframe:
 - (ii) providing new funding to bring all local boards to equity
 - (iii) reallocating all existing local board funding
 - (iv) a combination of options (ii) and (iii).
55. At the 30 May JGWP staff presented detailed analysis on these three alternative options. The JGWP at this meeting agreed to move forward with options (ii) and (iv) and requested further information on these options to be brought back to the 11 July JGWP.
56. The following sections provide further analysis on these two options reflecting the scope adjustments as outlined above.

Option (ii) - Providing new funding in the LTP 2024-2034 to bring all local boards to equity.

57. This option looks at mitigating local board funding equity through the provision of new funding through the LTP.
58. New funding if any, and the funding sources to enable this will need to be approved through the LTP 2024-2034. There is currently no source of new funding identified. Additional rates or debt is an option to raise new funding, however, this is yet to be

decided through LTP 2024 – 2034 which will have multiple priorities requiring new funding.

59. Some local boards are currently overfunded compared to the equitable funding allocation model. If there is no reduction to existing funding levels of overfunded local boards, the level of funding equity to be achieved will be relatively higher.
60. The amount of new funding required to get underfunded local boards to equity relative to the overfunded local boards, without reducing the currently overfunded local boards is approximately \$170 million in opex and \$210 million in capex across the first three years of the LTP 2024-2034.
61. Opex is generally funded through fees and charges and general rates, and capex is generally funded through debt. As an illustration of how new funding could have an impact on our financial position, for new operational funding required, a 1 percent rates increase raises around \$23 million opex and provides some extra capacity for debt. For new capital funding required, \$100 million of additional capex has impact of around a 2 percent increase against our debt to revenue ratio. It also has an associated requirement for additional opex funding through interest and depreciation.
62. The table below provides a summary of existing local board funding and new funding required in the first three years of LTP 2024 – 2034 to achieve local board funding equity.

	Existing Funding (\$m)	New Funding Required (\$m)
Opex	589	170
Capex	244	210

63. Attachment F shows the allocation of new funding to local boards.

Option (iv) - Combination of reallocation of some existing local board funding and new funding

64. This option looks at reallocating a portion (or percentage) of funding from overfunded local boards, with additional new funding to get all local boards to funding equity.
65. Staff have analysed various combinations to provide a clearer understanding of the impacts of each combination as shown in the table below.

Option	% reduction of surplus from LBs funded above an equitable level	Reduction in surplus over 3 years	New funding (including unallocated if any) required to achieve funding equity
iv(A)	10%	Opex: 1 local board reduces in funding by \$1m Capex: 1 local board reduces in funding by \$1m	Opex: \$150 m Capex: \$190m
iv(B)	25%	Opex: 1 local board reduces in funding by \$2.2m	Opex: \$125m Capex: \$160m

Option	% reduction of surplus from LBs funded above an equitable level	Reduction in surplus over 3 years	New funding (including unallocated if any) required to achieve funding equity
		Capex: 1 local board reduces in funding by \$2.7m	
iv(C)	50%	Opex: 5 local boards reduce in funding ranging from \$0.7m to \$4.4m Capex: 3 local boards reduce in funding ranging from \$0.7m to \$5.3m	Opex: \$80m Capex: \$110m
iv(D)	75%	Opex: 8 local boards reduce in funding ranging from \$0.6m to \$6.6m Capex: 5 local boards reduce in funding ranging from \$1.6m to \$8m	Opex: \$40m Capex: \$50m

66. As is evident from the table above, the higher the reallocation from overfunded local boards, the lesser the amount of new funding required to achieve local board funding equity. However, as the percentage of reallocation increases, the budgetary impact on local boards that are currently funded over their equitable funding levels increases. This is likely to have flow on impacts to their assets and services.

67. Also, given Council's LTP 2021 – 2031 commitment to delivering differently³, it may not be prudent to provide a large amount of additional capital funding as it may not incentivise lesser reliance on assets.

An alternative transition approach

68. Staff have identified an alternative transition option that is different to the above-mentioned options, i.e., allocating a lower level of new funding to uplift most local boards to within 5% equity. Any new funding and funding sources will have to be approved through LTP 2024 – 2034.

69. Under this approach most local boards could be brought to within 5% of funding equity within the first three years of the LTP 2024 – 2034. This is different to the options described previously as those options aim to achieve complete local board funding equity in the first three years.

70. Further reallocation or new funding will be required in years four to six of the LTP 2024 – 2034 to bring all local boards to complete funding equity and staff will provide advice and options on this through the development of LTP 2027 - 2037

³ a three-year transition towards a more sustainable investment approach to delivering community services that is less reliant on council assets and focuses more on provision through alternative ways such as partnerships, digital channels and multi-use facilities (FIN2021/49)

11 July 2023 JGWP - Discussion Paper on Local Board Funding Equity I 16

New funding across 3 years (including unallocated if any) (\$m)	% reduction of surplus from LBs funded above an equitable level	Funding equity status	Reduction in surplus over 3 years	Funding variation across 3 years compared to an equitable allocation
Opex: 65 Capex: 75	0	18 local boards get to within 5% opex and capex funding equity 16 local boards within 3% opex funding equity	No reduction	Opex & capex – Each of the 18 local boards have shortfalls within a maximum of \$1.3m. Opex surpluses range from \$0.4m to \$5.5m. Capex surpluses range from \$0.2m to \$7m.
Opex: 55 Capex: 65	10	18 local boards get to within 5% opex and capex funding equity 16 local boards within 3% opex funding equity	Opex: 8 local boards reduce in funding ranging from \$0.3m to \$1m Capex: 6 local boards reduce in funding ranging from \$0.5m to 41m	Opex & capex – Each of the 18 local boards have shortfalls within a maximum of \$1.4m. Opex surpluses range from \$0.6m to \$5m. Capex surpluses range from \$0.3m to \$6.3m.
Opex: 40 Capex: 50	25	18 local boards get to within 5% opex and capex funding equity 16 local boards within 3% opex funding equity	Opex: 10 local boards reduce in funding ranging from \$0.4m to \$2.2m Capex: 6 local boards reduce in funding ranging from \$0.3m to \$2.7m	Opex & capex – Each of the 18 local boards have shortfalls within a maximum of \$1.4m. Opex surpluses range from \$0.6m to \$5m. Capex surpluses range from \$0.6m to \$6m
Opex: 20 Capex: 30	50	18 local boards get to within 5% opex and capex funding equity	Opex: 11 local boards reduce in funding ranging from \$0.7m to \$4.4m Capex: 8 local boards reduce in funding ranging from \$0.5m to \$5.3m	Opex & capex – Each of the 18 local boards have shortfalls within a maximum of \$1.3m. Opex surpluses range from \$0.2m to \$3.5m. Capex surpluses range from \$0.7m to \$4m
Opex: 0 Capex: 10	75	20 local boards get to within 5% opex funding equity	Opex: 11 local boards reduce in funding ranging	Opex shortfalls range from \$0.8m to \$1.6m. Opex surpluses range from \$0.4m to \$2.2m.

New funding across 3 years (including unallocated if any) (\$m)	% reduction of surplus from LBs funded above an equitable level	Funding equity status	Reduction in surplus over 3 years	Funding variation across 3 years compared to an equitable allocation
		18 local boards get to within 5% capex funding equity	from \$1m to \$6.6m Capex: 8 local boards reduce in funding ranging from \$1m to \$8m	Capex shortfalls are within \$0.5m. Capex surpluses range from \$0.7m to \$4m

71. Attachment G shows the analysis of these options on local board funding equity.

Continuation of the transition - Proposal for allocating new capex funding to local boards beyond 2026/2027

72. Through LTP 2021 – 2031 the Governing Body has agreed to do more in using alternative ways of delivering services, through partnerships and digital channels and multi-use facilities to reduce the reliance and associated costs of a large portfolio of community assets.

73. Over time, implementation of this new approach is expected to result in the sale of ageing local community service assets that are not fit for purpose and reinvest in services and facilities that better meet the needs of our communities.

74. To ensure that any new capital funding aligns with this strategy, staff propose a different approach for capital funding from year 4 of LTP 2024 – 2034 to achieve greater local board equity, once most local boards get to 5% equity by year 3 of LTP 2024 -2034.

75. Staff propose that new capital funding (if any) to address local board funding equity be kept aside as a pool of funding that local boards can access if they meet the below criteria:

- (i) the project aligns with Council's plans, strategies, and processes.
- (ii) the local board raises funding that satisfies the local board contribution percentage which is based on their equity ranking

76. If the local board meets these criteria a portion of the funding for the new investment will be allocated from this new funding pool by the Governing Body.

77. The funding contribution to the new investment will be based on:

- a) the percentage of new funding for a project a local board is eligible for based on their position on the equity ranking; and
- b) up to a maximum amount of funding that raises the local board to funding equity in the three years of the assessment.

78. The reasons for proposing to implement this approach from year 4 (2026/2027) are:

- (i) in the first three years of LTP 2024 - 2034, some local boards may be more ready than others to tap into this funding. This could create capex inequity.

- (ii) Under this approach it may take longer to achieve local board capex equity which may not be acceptable to local boards that are currently funded below the equitable level.

79. This is a new approach. Further analysis is required to understand the implications of this on equity and funding provisions. If the JGWP supports this approach staff will provide detailed advice on this at its next meeting.

Impact of Multi-board Services

80. This section responds to resolution JGWPC/2023/3 d (ii) from the 30 May JGWP, which requests analysis on the impact of multi-board services (MBS) on local board funding equity.

81. In October 2021 the Governing Body agreed in principle to create an MBS category. This would apply to facilities where at least 50% of users come from outside their local board area.

82. A hybrid approach to multi-board service funding was approved as below:

Approach	Description	Assessment
Hybrid (direct and pooled funding)	Host local board funds 50% Local community services funding pool funds 50%	Relatively simple to administer Reasonable balance of costs

83. Under this approach 50% of the overall opex and capex budget for facilities that are part of the multi-board service programme would be pooled together as MBS funding and not considered as local board funding.

84. Attachment H shows the impacts of including and excluding MBS proposals on opex equity rankings. For this paper, staff have only assessed the impact of MBS on opex equity calculations.

85. Analysis of the impact of MBS proposals on capex equity will require more time and input from subject matter experts, as currently, we do not budget for future capex renewals or investments at such a granular level. Although our asset management planning identifies the estimated renewal requirement for each facility, the actual renewal budget for each facility is determined through work programme planning for the relevant year based on budget availability and other local board investment priorities.

86. However, the impact of considering the MBS proposal on capex equity calculation will be similar to that of the impact of opex equity, as explained in the example below.

87. Consider Waitematā local board as an example. Before considering MBS, the Waitematā local board was overfunded in opex by \$5 million in opex across the first three years of LTP 2024 – 2034. After MBS facilities are taken into consideration, their overfunding reduces to \$1 million. Although they remain overfunded, the level of overfunding reduces.

88. However, for a local board that does not have any MBS facilities (Hibiscus and Bays for example) considering an MBS programme would increase their level of relative

funding as now the total local community services budget pool they are compared against has reduced, while their budget has not reduced.

Local Board	3 Year Opex budget (\$m)	Opex equity ranking	3 Year Opex budget after considering MBS (\$m)	Equity ranking after considering MBS
Waitematā	15	15	13	11
Hibiscus and Bays	17	14	17	15

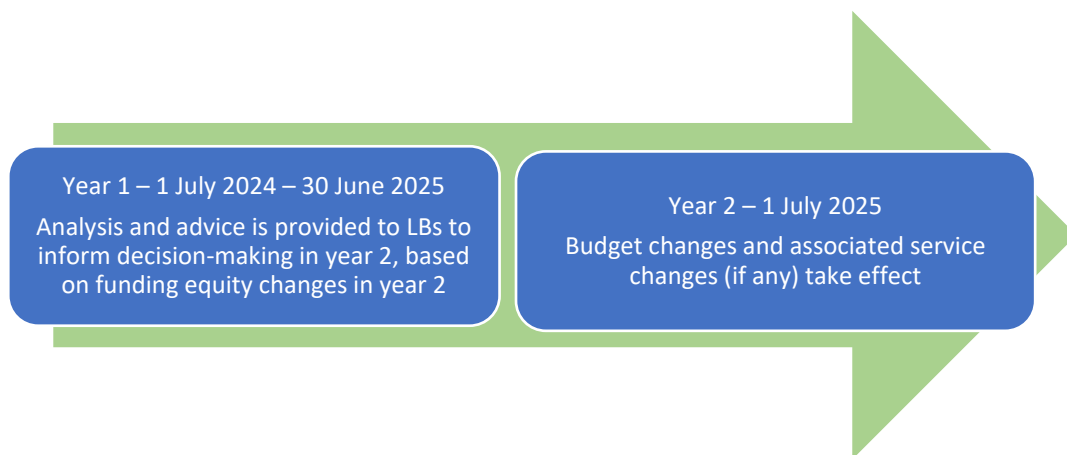
Shared governance

89. The 2021 Governing Body decision requested staff to investigate shared governance proposals for MBS facilities that enable joint decision-making by the local boards and the Governing Body over MBS facilities.
90. Further analysis is required on a shared governance model between affected local boards and the Governing Body to understand if the complexity, logistics, and costs of such a shared governance model justify the benefits achieved.
91. JGWP and local boards' feedback on the inclusion, or otherwise of MBS for funding equity will help guide future work on this.

Implementation Analysis

92. The aim of these proposals is to achieve complete or significant local board funding equity in the first three years of the LTP 2024 – 2034.
93. Staff will provide investment advice to the local boards to manage their assets and services based on the adopted funding approach, increased decision-making and their assets and services portfolio. This investment advice will align with local board plans and LTP 2024-2034 priorities and will be similar to the community investment advice provided to the local boards for the development of their 2023 local board plans.
94. Regardless of which option is adopted, staff recommend adopting a transition approach to implementing local board funding equity over the first three years of the LTP. This gives staff and local boards reasonable time to adapt to the changes under equity of funding.
95. This also provides time for Council to assess the budgetary and other impacts of the 2023 storm and flood damage which could have an impact on the equity analysis. The funding provision for storm damage would be excluded from equity analysis but may have an impact on the overall funding availability.

96. Proposed approach:



Impact on LTP 2024 - 2034

97. The level of local board funding equity that is achieved by year three of the LTP 2024 – 2034, is to be considered as the base level of funding for future years.
98. Any new funding provided in the first three years of the LTP 2024 – 2034 to achieve local board funding equity, will have to continue through the remainder of the LTP to maintain local board funding equity.
99. For example, to maintain the levels of equity achieved by the provision of \$65m of opex and \$75 million capex across the first three years of the LTP, would mean approximately \$200 million of opex and approximately \$250 million of capex over the 10 years of the LTP.
100. Staff propose to reassess the equity ranking of local boards through each LTP refresh, based on the latest available statistics and local board funding pool. Further advice on the funding implications of achieving or maintaining funding equity will be provided through the development of each LTP.

Resourcing

101. Further analysis is required to understand the resourcing impact of achieving local board funding equity in a shorter time frame.
102. Resourcing requirements would also depend on the option chosen to achieve this.
103. The Governing Body approved \$2.8 million per year through annual plan 2022/2023. Resource required to implement increased decision-making has been appointed, with \$1 million remaining per year. Any additional resourcing requirement to implement local board funding equity would initially be covered with this remaining budget. However, resourcing requirements beyond this will require additional budget approvals through the LTP 2024 – 2034.

Risks and Implications

General Risks

Change	Risk	Mitigation
Change in local board funding allocation on elected members and the organisation	Moderate risk: Under an equitable funding approach, local boards may have to consider a lot more complex advice on trade-offs and service prioritisation before making investment decisions.	Ensure that elected members are provided adequate training and there is adequate support (staff and systems) to develop the advice needed to assist local boards with decision-making
	Moderate risk: Inadequate resourcing to support the implementation of funding equity in a shorter timeframe.	Provide analysis of the resource requirements of implementing local board funding equity in a shorter timeframe and ensure adequate resourcing is approved through LTP 2024-2034 to support the implementation.
	Moderate risk: Lack of understanding and maturity in the organisation about local board decision-making and the impacts of local board decision-making on the Council's operations. Also, some of our systems do not align with or respond well to local board decision-making.	Additional staff resources (using the \$2.8m per year approved by the Governing Body) for the implementation of GFR will help in staff training/capability and improvement to our systems
Changes to budget and impact on analysis	Moderate risk: The analysis in this paper is based on currently available budget data. Budget decisions prior to and through LTP 2024 – 2034 will have an impact on this budget data and on the analysis and the equity calculations	Ensure that analysis is regularly updated and reflects the latest available budget data.

104. Other risks and implications are discussed below:

Option	Risks	Mitigation
Any option that involves reallocation	Moderate Risk: Impact on local assets and services – a reduction in funding could lead to the necessary closure of some facilities and an associated reduction in service levels unless feasible alternate delivery methods were supported. Likely to be less support from local boards that may lose funding.	Investment advice from staff will support local boards to consider options to deliver services differently and more cost-effectively, including via partners, technology or the consolidation of services
Any option that involves new funding	Low risk: Risk of unplanned or unjustified investment where local boards receive new capital funding to mitigate inequity, that is not necessarily aligned to adopted policy requirements.	A staged transition approach with whole of life investment advice is necessary to mitigate this risk. Staff will provide advice that aligns with Council's and local boards' plans and strategies.

Option	Financial Implications	Mitigation
Any option that involves new funding	Given Council's current financial conditions and the additional impact of events such as the storm recovery it could be difficult to raise new funding. Any new funding may have impacts on our rates and other financial policies. Future events weather and other events may have further impact on Council's financial position which increases the risk of raising new funding.	Ensure that any new funding is within our financial policies
	Ability to deliver projects within budget timeframes due to inadequate planning time, delays could result in escalating cost.	Capex for new projects is allocated following prudent investment advice through business cases and/or other business processes.

105. **MBS:** The 2021 Governing Body approved in-principle to investigate a shared governance model for MBS. This paper discussed the impacts of MBS on funding equity. However, further analysis is required to understand the costs and complexity of implementing a shared governance model to assess whether the benefits justify the costs involved.

Next Steps

106. Discuss the proposed options included in this paper with all elected members at a joint briefing on 24 July 2023.
107. Following this the discussion paper will be workshopped with local boards in the months of July and August 2023, prior to seeking their formal feedback through August business meetings.
108. Local feedback will be provided to the September 2023 JGWP meeting.
109. JGWP feedback and directions and local board feedback will be presented to the Governing Body in October/November 2023, prior to LTP 2024-2034 Mayoral Proposal being published.

Joint Governance Working Party

OPEN MINUTES

Minutes of a meeting of the Joint Governance Working Party held in the Meeting Room 1, Level 26, 135 Albert Street, Auckland on Tuesday, 11 July 2023 at 2.02pm.

TE HUNGA KUA TAE MAI | PRESENT

Deputy Chairperson	Member Cath Handley	Presiding
Members	Cr Andrew Baker	via electronic link from item 5, 3.38pm
	Member Brent Catchpole	via electronic link
	Member Angela Fulljames	via electronic link
	Member John Gillon	via electronic link
	Cr Shane Henderson	
	Cr Kerrin Leoni	via electronic link, until item 5, 2.55pm
	Cr Daniel Newman, JP	via electronic link
	Member Richard Northey, (ONZM)	

TE HUNGA KĀORE I TAE MAI | ABSENT

Chairperson	Cr Julie Fairey
Members	Member Kay Thomas
	Cr John Watson

TE HUNGA ĀPITI KUA TAE MAI | ALSO PRESENT

Cr Angela Dalton

1 Ngā Tamōtanga | Apologies

Resolution number JGWPC/2023/4

MOVED by Deputy Chairperson C Handley, seconded by Member R Northey:

That the Joint Governance Working Party:

a) **whakaae / accept the apologies from members:**

Absence

**Cr A Baker
Chairperson J Fairey
Member K Thomas
Cr J Watson**

CARRIED

2 Te Whakapuaki i te Whai Pānga | Declaration of Interest

Members are reminded of the need to be vigilant to stand aside from decision making when a conflict arises between their role as a member and any private or other external interest they might have.

There were no declarations of interest.

3 Te Whakaū i ngā Āmiki | Confirmation of Minutes

Resolution number JGWPC/2023/5

MOVED by Member R Northey, seconded by Cr S Henderson:

That the Joint Governance Working Party:

a) **confirm the ordinary minutes of its meeting, held on Tuesday, 30 May 2023 as a true and correct record.**

CARRIED

4 Ngā Pakihi Autaia | Extraordinary Business

There is no extraordinary business

5 Discussion paper on Local Board Funding Equity

Cr K Leoni retired from the meeting at 2.55pm.

The meeting adjourned at 3.32pm.

Cr A Baker joined the meeting at 3.38pm.

The meeting reconvened at 3.45pm.

Resolution number JGWPC/2023/6

MOVED by Member R Northey, seconded by Cr S Henderson:

That the Joint Governance Working Party:

- a) **whakaae / approve the discussion paper on local board funding equity with any changes or further direction, for local board workshops to be held during July and August 2023, for report back to a further working party meeting in late September 2023.**
- b) **tūtohungia / recommend that Joint Governance Working Party's view is that**
 - i) **their preferred option is to achieve this change by funding a combination of both new funding and reallocation of existing funding**
 - ii) **further consideration is given to a possible and appropriate transition process provided that it makes major and early progress on equity**
 - iii) **urge that the following categories are excluded for reasons of legislative requirements and/or fairness:**
 - **Growth funding**
 - **Special purpose funding**
 - **Targeted rate funding**
 - **Local environment management**
 - **Local planning and development**
 - **Local governance**
 - **Most unallocated funds**
 - iv) **urge that the work be done to determine the criteria for appropriate exclusion of sub regional and multi board services and facilities**
 - v) **seek to achieve equity funding as soon as can be achieved practically, fairly, and in an informed way**
- c) **whakaae / agree to ask that the current funding formula for the two Hauraki Gulf local boards be reviewed to ensure alignment with any changes**

CARRIED

Note: Under Standing Order 1.8.6, member John Gillon requested that his dissenting vote be recorded against clause b) i).

6 Te Whakaaro ki ngā Take Pūtea e Autaia ana | Consideration of Extraordinary Items

There was no consideration of extraordinary items.

4.26pm

The chairperson thanked members for their attendance and attention to business and declared the meeting closed.

CONFIRMED AS A TRUE AND CORRECT RECORD
AT A MEETING OF THE JOINT GOVERNANCE
WORKING PARTY HELD ON

DATE:.....

CHAIRPERSON:.....

Joint Governance Working Party

OPEN MINUTES

Minutes of a meeting of the Joint Governance Working Party held in the Meeting Room 1, Level 26, 135 Albert Street, Auckland on Tuesday, 30 May 2023 at 10.00am.

TE HUNGA KUA TAE MAI | PRESENT

Chairperson	Cr Julie Fairey	
Deputy Chairperson	Member Cath Handley	
Members	Member Angela Fulljames	via electronic link
	Member John Gillon	via electronic link
	Cr Shane Henderson	
	Cr Kerrin Leoni	via electronic link, in person from item 5, 11:32am
	Cr Daniel Newman, JP	
	Member Richard Northey, (ONZM)	
	Member Kay Thomas	
	Cr John Watson	via electronic link

TE HUNGA KĀORE I TAE MAI | ABSENT

Members	Cr Andrew Baker
	Member Maria Meredith

TE HUNGA ĀPITI KUA TAE MAI | ALSO PRESENT

Members	Cr Angela Dalton
----------------	------------------

1 Ngā Tamōtanga | Apologies

Resolution number JGWPC/2023/1

MOVED by Chairperson J Fairey:

That the Joint Governance Working Party:

- a) **whakaae / accept the apology from Andrew Baker for Council Business.**

CARRIED

2 Te Whakapuaki i te Whai Pānga | Declaration of Interest

There were no declarations of interest.

3 Te Whakaū i ngā Āmiki | Confirmation of Minutes

Resolution number JGWPC/2023/2

MOVED by Chairperson J Fairey:

That the Joint Governance Working Party:

- a) **whakaū / confirm the ordinary minutes of its meeting, held on Tuesday, 2 May 2023, as a true and correct record.**

CARRIED

4 Ngā Pakihi Autaia | Extraordinary Business

There was no consideration of extraordinary business.

5 Discussion Paper - Local Board Funding Equity

Cr Newman left the meeting at 10.50am.

Cr Newman joined via electronic link at 10.56am.

Cr Henderson left at 11.21am.

Cr Leoni joined the meeting in person at 11.32am.

Cr Henderson returned to the meeting at 11.34am.

Meeting adjourned for 15 minutes from 11.40am until 11.55am.

Cr Newman returned in person at 12.12pm.

Resolution number JGWPC/2023/3

MOVED by Chairperson J Fairey, seconded by Deputy Chairperson C Handley:

That the Joint Governance Working Party:

- a) **whakaae / agree to provide direction to staff on its preferred option or options for further investigation and/or engagement with local boards in July and August 2023**

- b) whakaae / agree to seek clarification from the Mayor in regard to the expanded scope
- c) ohia / support in principle focusing future work on options based on new funding or a mix of reallocation and new funding
 - i) with significant change to be achieved within the first three years and,
 - ii) acknowledging that further changes may take a further term if the scope is expanded
- d) tono / request further information for the implications of different scenarios in relation to:
 - i) separating out the impacts of the components of the expanded scope eg impact of removing growth funding
 - ii) analysis of the funding effects of removing regional, sub-regional and multi-board services and facilities from funding allocations
 - iii) possible advantages and disadvantages from different percentages for a mix of reallocation and new funding, to inform principle-based decision on percentages, noting the impact of the forthcoming Annual Budget decisions
 - iv) resourcing implications for funding changes, given the shorter timeframe for implementation
 - v) analysis on transition requirements for implementation, for both opex and capex
- e) whakaae / agree to encourage members to report back to the local board clusters and Governing Body prior to the July 11th meeting, to socialise the discussions to date and possible ways forward.

CARRIED

6 Te Whakaaro ki ngā Take Pūtea e Autaia ana | Consideration of Extraordinary Items

There was no consideration of extraordinary items.

12.27 pm

The Chairperson thanked Members for their attendance and attention to business and declared the meeting closed.

CONFIRMED AS A TRUE AND CORRECT RECORD
AT A MEETING OF THE JOINT GOVERNANCE
WORKING PARTY HELD ON

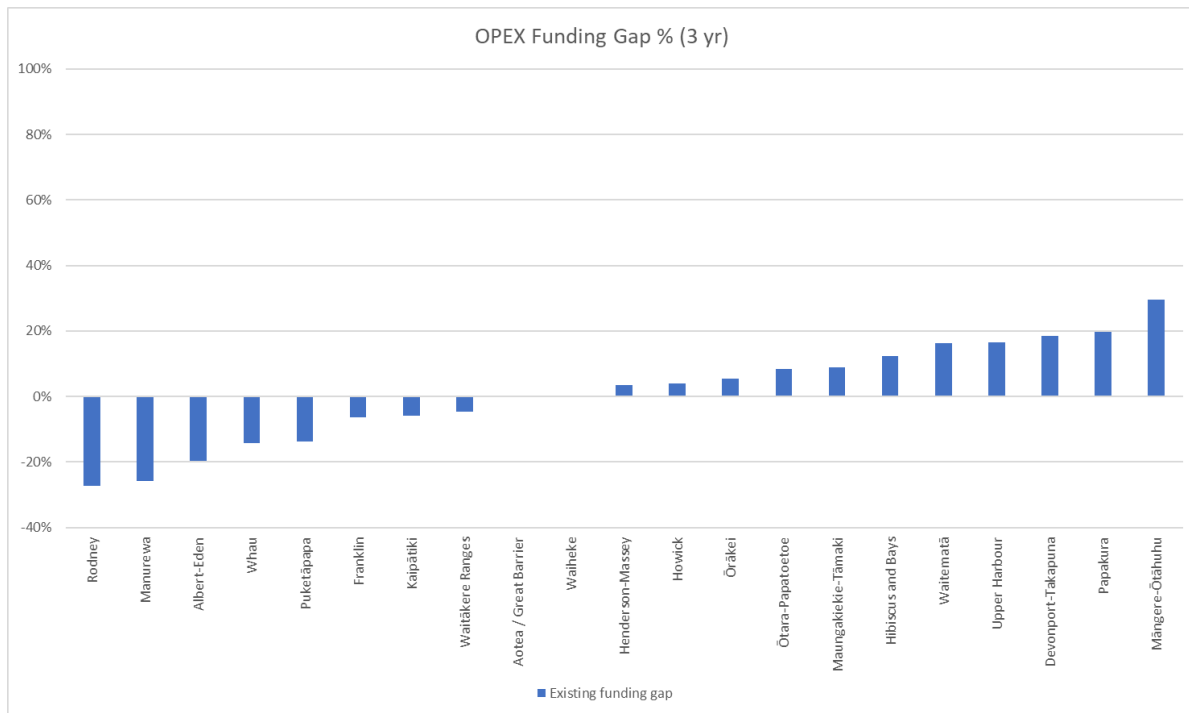
DATE:.....

CHAIRPERSON:.....

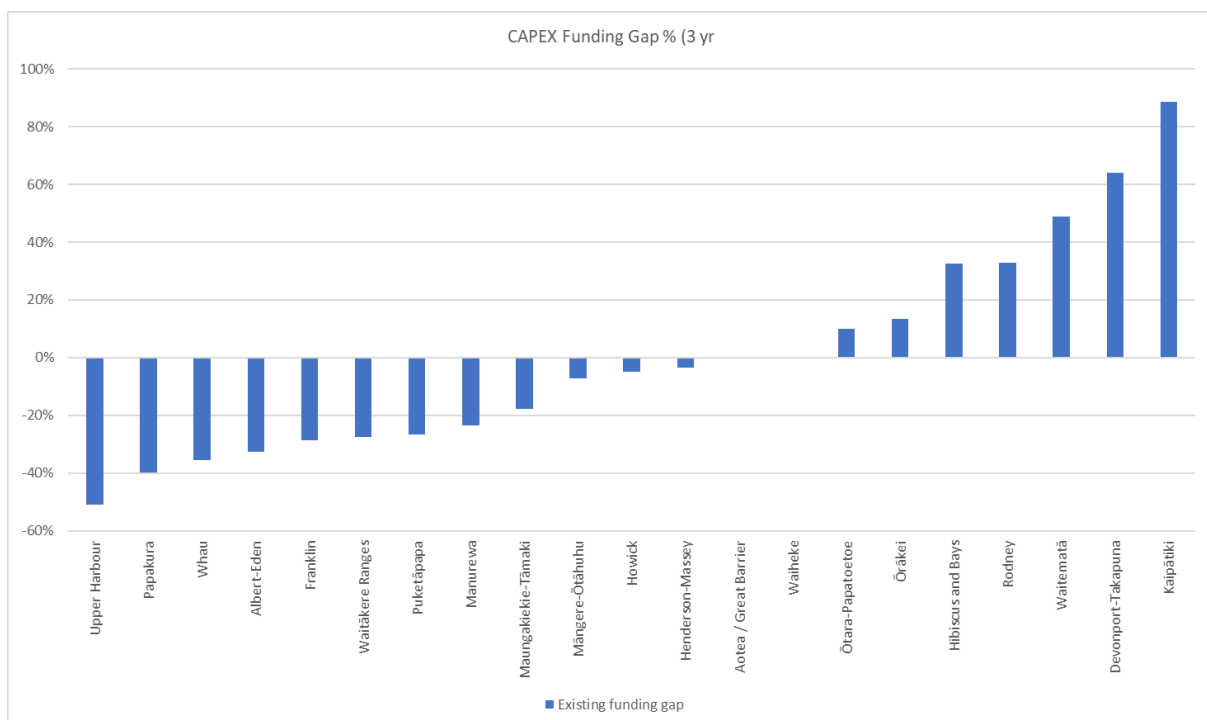
Attachment D: Current funding equity rankings (2024/2025 to 2026/2027)

The below graphs show the percentage of funding variance across three years when existing funding is compared against a funding allocation based on the 80:15:5 (population:deprivation:land area) model

OPEX



CAPEX

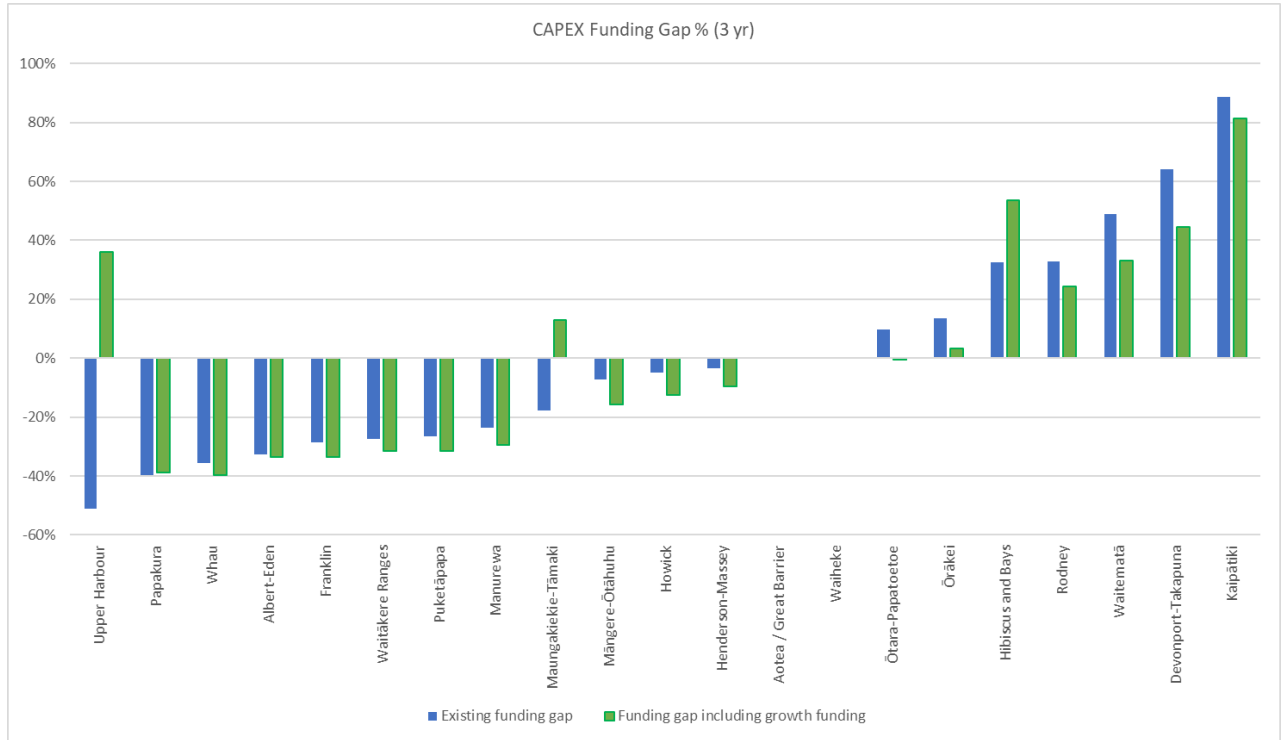


This analysis is based on budget data as of 07 June 2023. LTP 2024 – 2034 decisions will have an impact on this analysis.

Attachment E: Impact of growth funding on equity analysis

The graphs in this attachment show the change in capex equity rankings depending on the inclusion or exclusion of growth funding in the equity analysis

Change in capex equity ranking with and without growth funding



This analysis is based on budget data as of 07 June 2023. LTP 2024 – 2034 decisions will have an impact on this analysis.

Attachment F - Option (ii) - Allocation of new funding to local boards to achieve complete funding equity in 3 years of LTP 2024-2034

The tables in this attachment show the distribution of new funding to achieve local board funding equity in the first three years of LTP 2024 – 2034. Aotea / Great Barrier and Waiheke are allocated 1% and 2% of the total funding.

OPEX (\$m)

	Current 3 year funding	New funding	After 3 Years
Albert-Eden	25.3	15.3	40.6
Aotea / Great Barrier	4.1	3.5	7.6
Devonport-Takapuna	22.7	2.0	24.6
Franklin	31.9	12.0	44.0
Henderson-Massey	42.3	10.4	52.7
Hibiscus and Bays	38.0	5.6	43.6
Howick	47.1	11.2	58.4
Kaipātiki	27.2	10.0	37.2
Māngere-Ōtāhuhu	38.9	0.0	38.9
Manurewa	25.7	19.0	44.7
Maungakiekie-Tāmaki	31.1	5.7	36.8
Ōrākei	27.9	6.2	34.1
Ōtara-Papatoetoe	34.7	6.6	41.3
Papakura	28.9	2.2	31.1
Puketāpapa	18.8	9.3	28.1
Rodney	27.4	21.1	48.5
Upper Harbour	27.4	2.9	30.3
Waiheke	11.1	4.1	15.2
Waitākere Ranges	19.1	6.7	25.8
Waitematā	34.2	3.7	37.9
Whau	24.7	12.4	37.1
	588.5	170.1	

This analysis is based on budget data as of 07 June 2023. LTP 2024 – 2034 decisions will have an impact on this analysis.

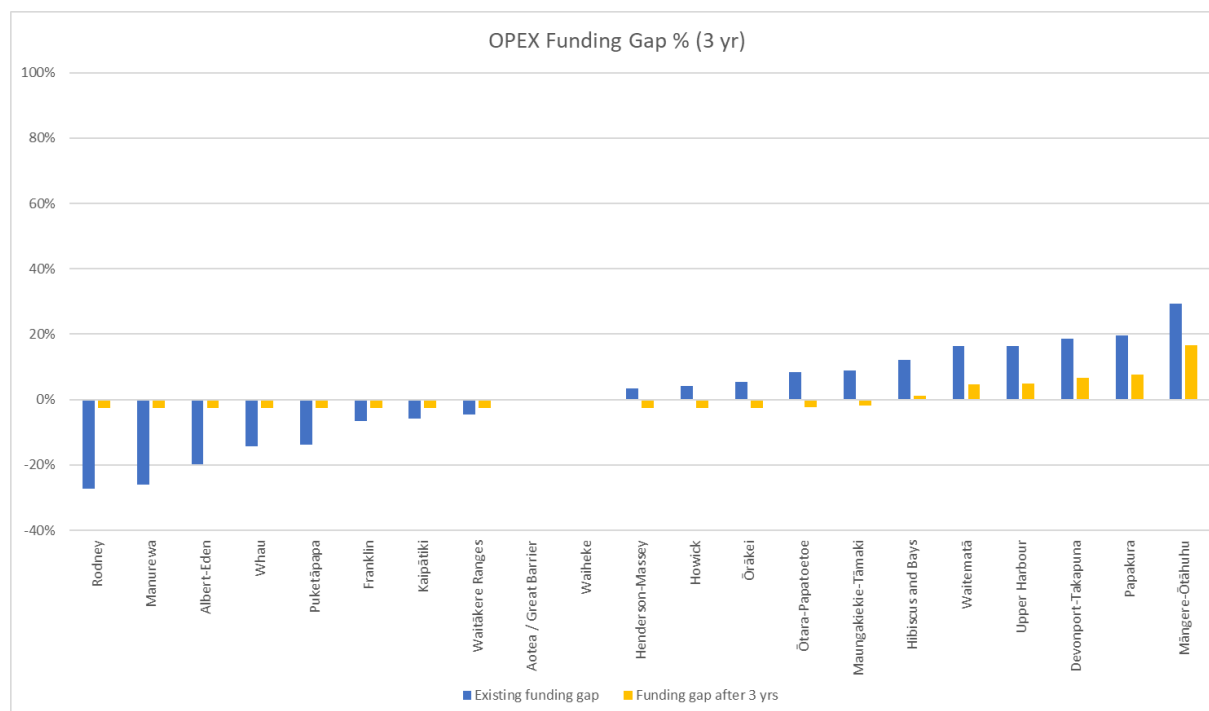
CAPEX (\$m)

	Current 3 year funding	New funding	After 3 Years
Albert-Eden	8.8	15.6	24.4
Aotea / Great Barrier	1.3	3.2	4.6
Devonport-Takapuna	13.0	1.8	14.8
Franklin	10.1	16.3	26.5
Henderson-Massey	16.4	15.3	31.7
Hibiscus and Bays	18.6	7.6	26.2
Howick	17.9	17.2	35.1
Kaipātiki	22.6	0.0	22.6
Māngere-Ōtāhuhu	11.5	11.7	23.3
Manurewa	11.0	15.9	26.9
Maungakiekie-Tāmaki	9.7	12.4	22.1
Ōrākei	12.5	8.1	20.5
Ōtara-Papatoetoe	14.6	10.2	24.9
Papakura	6.0	12.7	18.7
Puketāpapa	6.6	10.2	16.9
Rodney	20.8	8.4	29.2
Upper Harbour	4.8	13.5	18.2
Waiheke	5.9	3.2	9.1
Waitākere Ranges	6.0	9.5	15.5
Waitematā	18.2	4.6	22.8
Whau	7.7	14.6	22.3
	244	212.0	

This analysis is based on budget data as of 07 June 2023. LTP 2024 – 2034 decisions will have an impact on this analysis.

Attachment G - Transition Approach - Allocation of some new funding to local boards to achieve reasonable funding equity for most local boards in three years of LTP 2024 -2034 (new funding - \$65m opex and \$77m capex)

OPEX

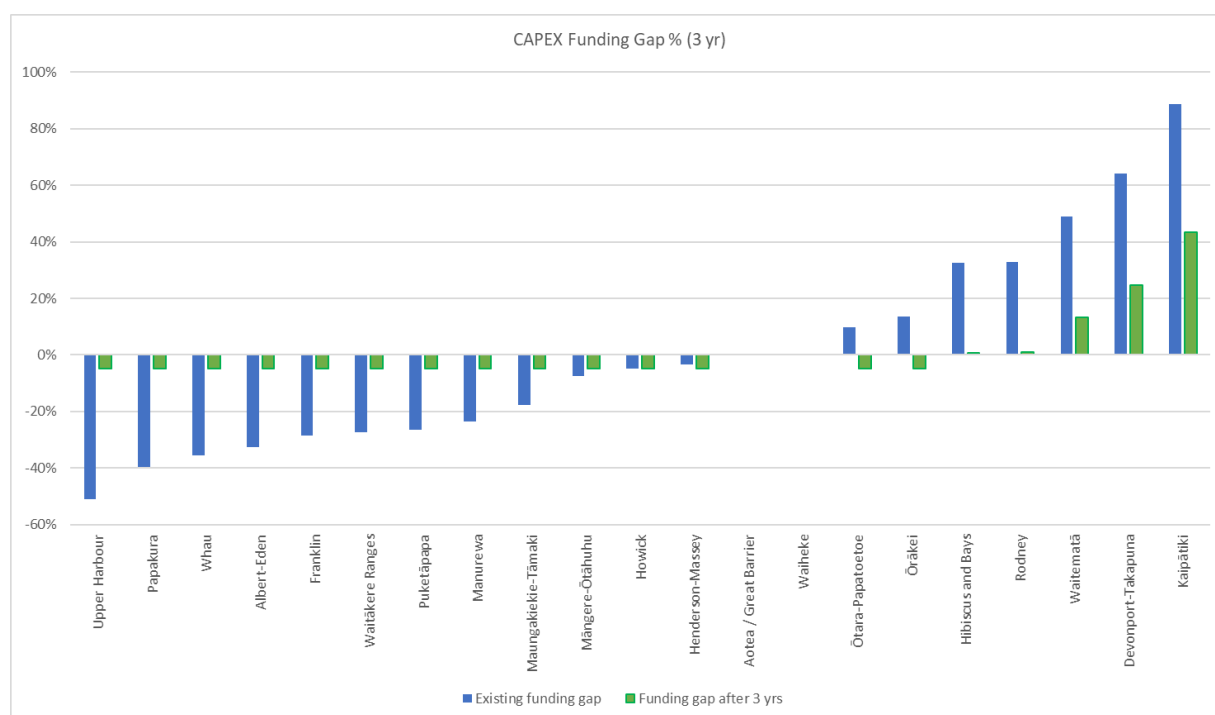


	Current (\$m)	Funding Movement (\$m)	After 3 Years (\$m)
Albert-Eden	25.3	8.7	34.0
Aotea / Great Barrier	4.1	2.3	6.4
Devonport-Takapuna	22.7	0.0	22.7
Franklin	31.9	5.0	36.9
Henderson-Massey	42.3	1.9	44.2
Hibiscus and Bays	38.0	0.0	38.0
Howick	47.1	1.8	49.0
Kaipātiki	27.2	4.0	31.2
Māngere-Ōtāhuhu	38.9	0.0	38.9
Manurewa	25.7	11.8	37.5
Maungakiekie-Tāmaki	31.1	0.0	31.1
Ōrākei	27.9	0.7	28.6
Ōtara-Papatoetoe	34.7	0.0	34.7
Papakura	28.9	0.0	28.9
Puketāpapa	18.8	4.8	23.5
Rodney	27.4	13.3	40.7
Upper Harbour	27.4	0.0	27.4
Waiheke	11.1	1.7	12.7
Waitākere Ranges	19.1	2.5	21.6
Waitematā	34.2	0.0	34.2
Whau	24.7	6.5	31.1
Total	588.5	65	

This analysis is based on budget data as of 07 June 2023. LTP 2024 – 2034 decisions will have an impact on this analysis.

Aotea / Great Barrier and Waiheke are allocated 1% and 2% of the total funding.

CAPEX



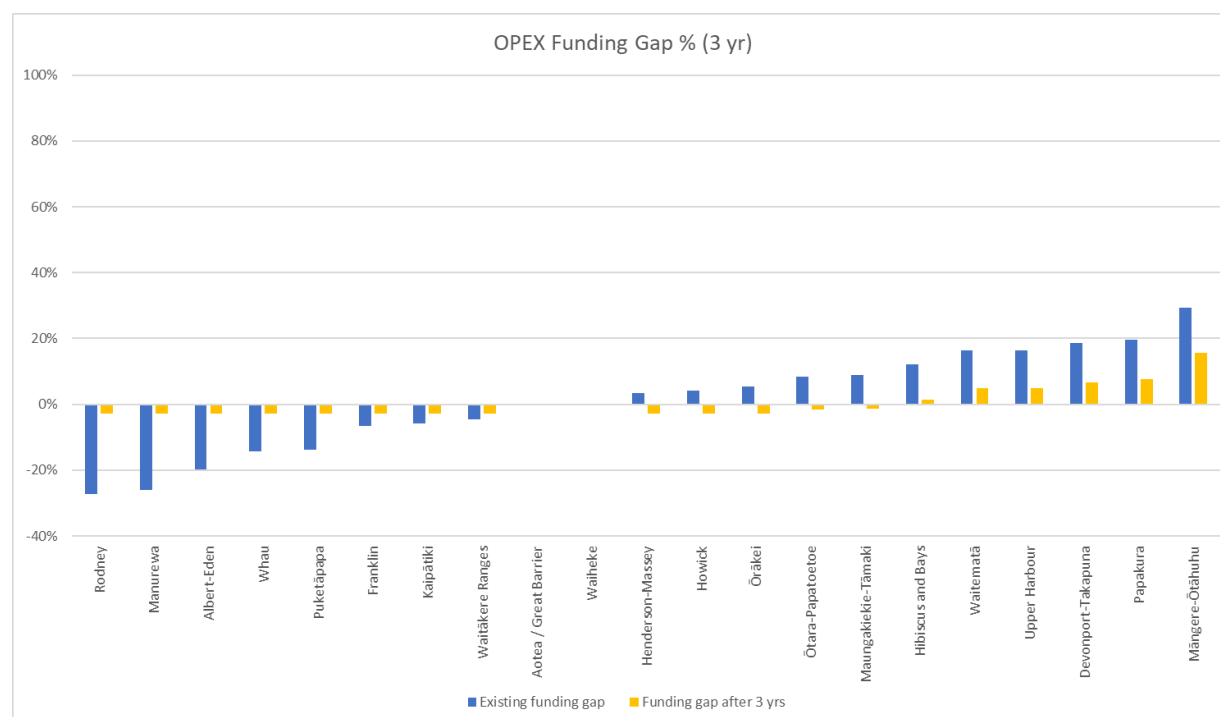
	Current (\$m)	Funding Movement (\$m)	After 3 Years (\$m)
Albert-Eden	8.8	7.5	16.3
Aotea / Great Barrier	1.3	1.7	3.1
Devonport-Takapuna	13.0	0.0	13.0
Franklin	10.1	7.6	17.7
Henderson-Massey	16.4	4.8	21.2
Hibiscus and Bays	18.6	0.0	18.6
Howick	17.9	5.6	23.5
Kaipātiki	22.6	0.0	22.6
Māngere-Ōtāhuhu	11.5	4.0	15.6
Manurewa	11.0	7.0	18.0
Maungakiekie-Tāmaki	9.7	5.1	14.8
Ōrākei	12.5	1.3	13.7
Ōtara-Papatoetoe	14.6	2.0	16.6
Papakura	6.0	6.5	12.5
Puketāpapa	6.6	4.7	11.3
Rodney	20.8	0.0	20.8
Upper Harbour	4.8	7.4	12.2
Waiheke	5.9	0.2	6.1
Waitākere Ranges	6.0	4.4	10.4
Waitematā	18.2	0.0	18.2
Whau	7.7	7.2	14.9
	244.2	77	

This analysis is based on budget data as of 07 June 2023. LTP 2024 – 2034 decisions will have an impact on this analysis.

Aotea / Great Barrier and Waiheke are allocated 1% and 2% of the total funding.

Transition Approach - Allocation of some new funding to local boards to achieve reasonable funding equity for most local boards in three years of LTP 2024 -2034 (10% reallocation, new funding - \$55m opex and \$65m capex)

OPEX

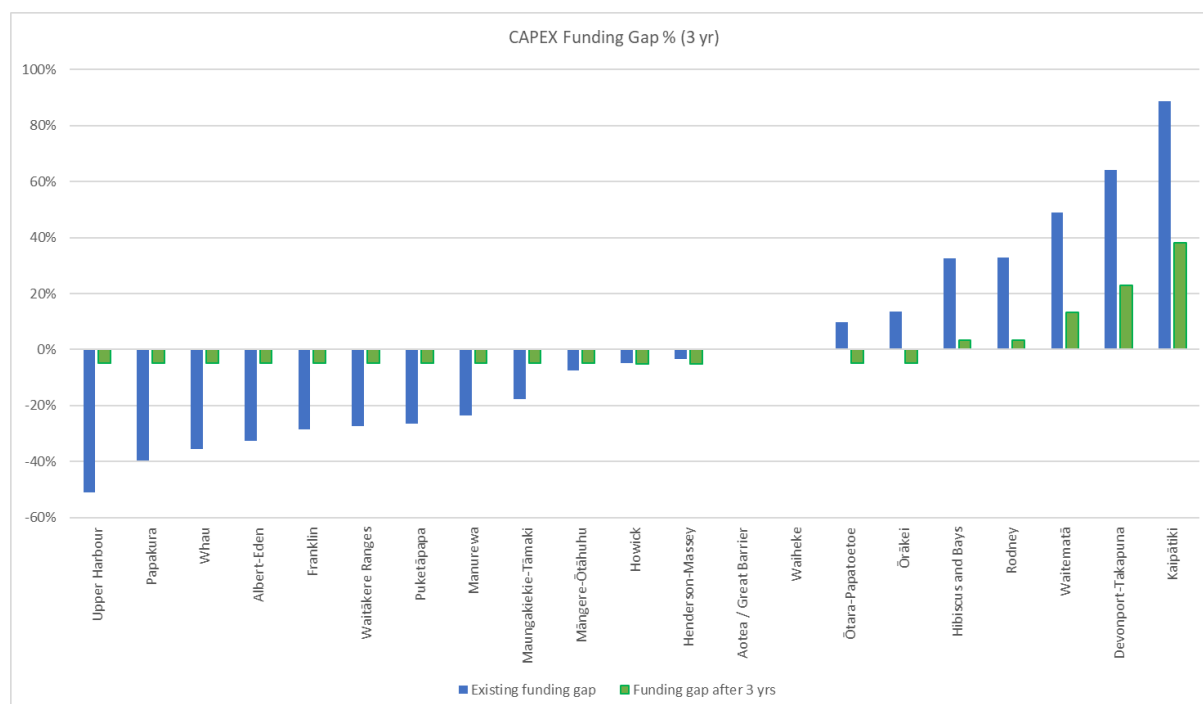


	Current (\$m)	Funding Movement (\$m)	After 3 Years (\$m)
Albert-Eden	25.3	8.2	33.5
Aotea / Great Barrier	4.1	2.2	6.3
Devonport-Takapuna	22.7	-0.4	22.3
Franklin	31.9	4.4	36.3
Henderson-Massey	42.3	1.2	43.5
Hibiscus and Bays	38.0	-0.4	37.6
Howick	47.1	1.0	48.2
Kaipātiki	27.2	3.5	30.7
Māngere-Ōtāhuhu	38.9	-0.9	38.0
Manurewa	25.7	11.2	36.9
Maungakiekie-Tāmaki	31.1	-0.3	30.8
Ōrākei	27.9	0.2	28.2
Ōtara-Papatoetoe	34.7	-0.3	34.5
Papakura	28.9	-0.5	28.4
Puketāpapa	18.8	4.4	23.2
Rodney	27.4	12.6	40.1
Upper Harbour	27.4	-0.4	27.0
Waiheke	11.1	1.5	12.5
Waitākere Ranges	19.1	2.2	21.3
Waitematā	34.2	-0.5	33.7
Whau	24.7	6.0	30.6
Total	588.5	55	

This analysis is based on budget data as of 07 June 2023. LTP 2024 – 2034 decisions will have an impact on this analysis.

Aotea / Great Barrier and Waiheke are allocated 1% and 2% of the total funding.

CAPEX



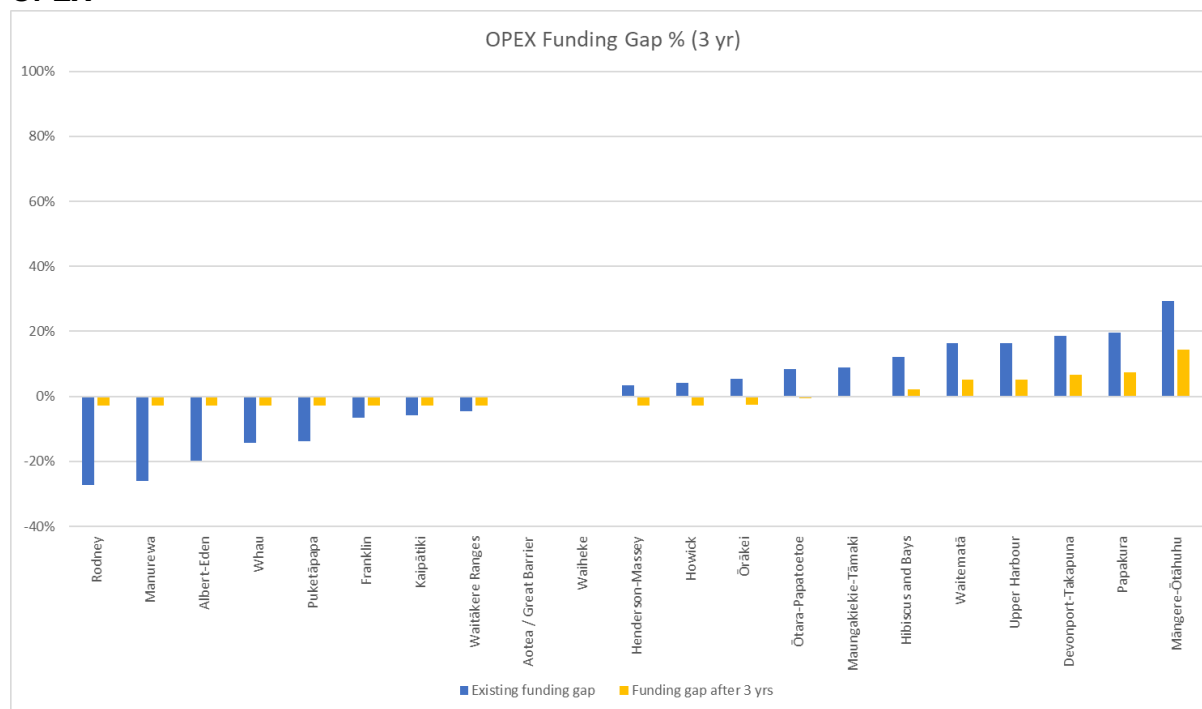
	Current (\$m)	Funding Movement (\$m)	After 3 Years (\$m)
Albert-Eden	8.8	6.9	15.7
Aotea / Great Barrier	1.3	1.6	2.9
Devonport-Takapuna	13.0	-0.5	12.5
Franklin	10.1	6.9	17.0
Henderson-Massey	16.4	4.0	20.4
Hibiscus and Bays	18.6	-0.5	18.2
Howick	17.9	4.7	22.6
Kaipātiki	22.6	-1.1	21.6
Māngere-Ōtāhuhu	11.5	3.4	15.0
Manurewa	11.0	6.3	17.3
Maungakiekie-Tāmaki	9.7	4.5	14.2
Ōrākei	12.5	0.7	13.2
Ōtara-Papatoetoe	14.6	1.4	16.0
Papakura	6.0	6.0	12.0
Puketāpapa	6.6	4.2	10.9
Rodney	20.8	-0.5	20.3
Upper Harbour	4.8	7.0	11.7
Waiheke	5.9	-0.1	5.9
Waitākere Ranges	6.0	4.0	10.0
Waitematā	18.2	-0.6	17.6
Whau	7.7	6.7	14.4
Total	244.2	65	

This analysis is based on budget data as of 07 June 2023. LTP 2024 – 2034 decisions will have an impact on this analysis.

Aotea / Great Barrier and Waiheke are allocated 1% and 2% of the total funding.

Transition Approach - Allocation of some new funding to local boards to achieve reasonable funding equity for most local boards in three years of LTP 2024 -2034 (25% reallocation, new funding - \$40m opex and \$50m capex)

OPEX

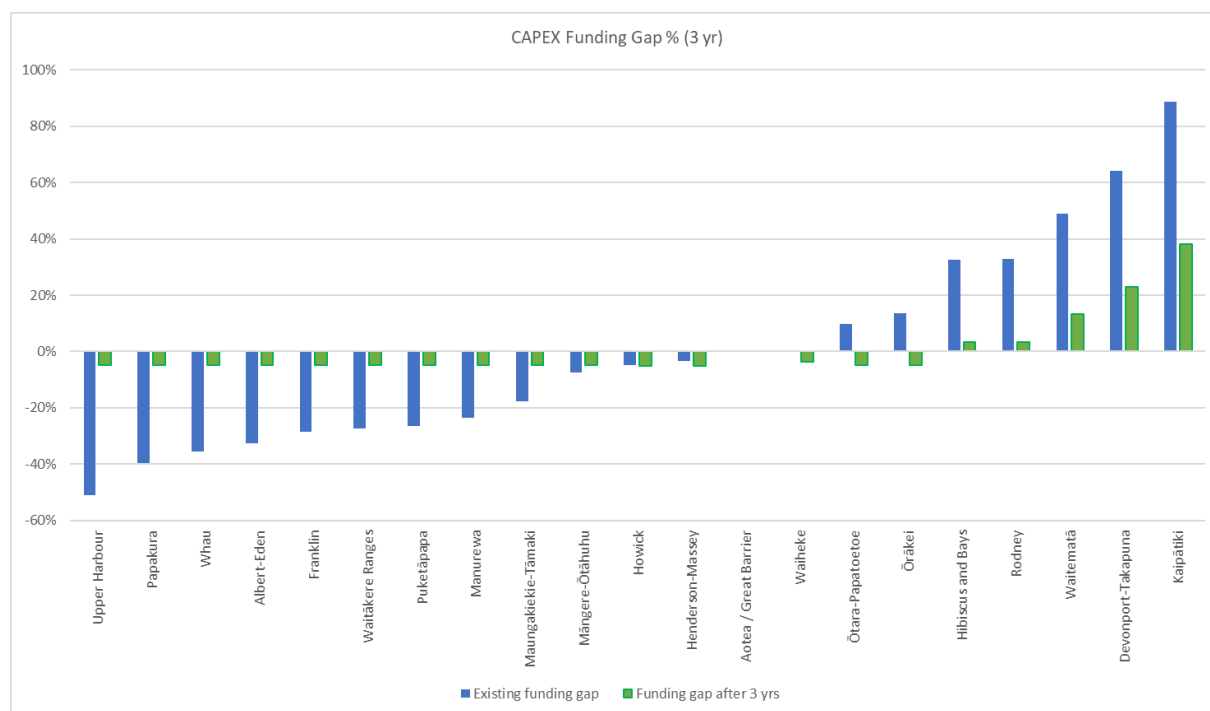


	Current (\$m)	Funding Movement (\$m)	After 3 Years (\$m)
Albert-Eden	25.3	7.4	32.6
Aotea / Great Barrier	4.1	2.0	6.1
Devonport-Takapuna	22.7	-0.9	21.8
Franklin	31.9	3.5	35.4
Henderson-Massey	42.3	0.1	42.4
Hibiscus and Bays	38.0	-1.0	36.9
Howick	47.1	-0.2	47.0
Kaipātiki	27.2	2.8	30.0
Māngere-Ōtāhuhu	38.9	-2.2	36.6
Manurewa	25.7	10.3	36.0
Maungakiekie-Tāmaki	31.1	-0.6	30.5
Ōrākei	27.9	-0.4	27.6
Ōtara-Papatoetoe	34.7	-0.7	34.1
Papakura	28.9	-1.2	27.7
Puketāpapa	18.8	3.8	22.6
Rodney	27.4	11.6	39.1
Upper Harbour	27.4	-1.0	26.4
Waiheke	11.1	1.1	12.2
Waitākere Ranges	19.1	1.7	20.7
Waitematā	34.2	-1.2	33.0
Whau	24.7	5.2	29.8
Total	588.5	40	

This analysis is based on budget data as of 07 June 2023. LTP 2024 – 2034 decisions will have an impact on this analysis.

Aotea / Great Barrier and Waiheke are allocated 1% and 2% of the total funding.

CAPEX



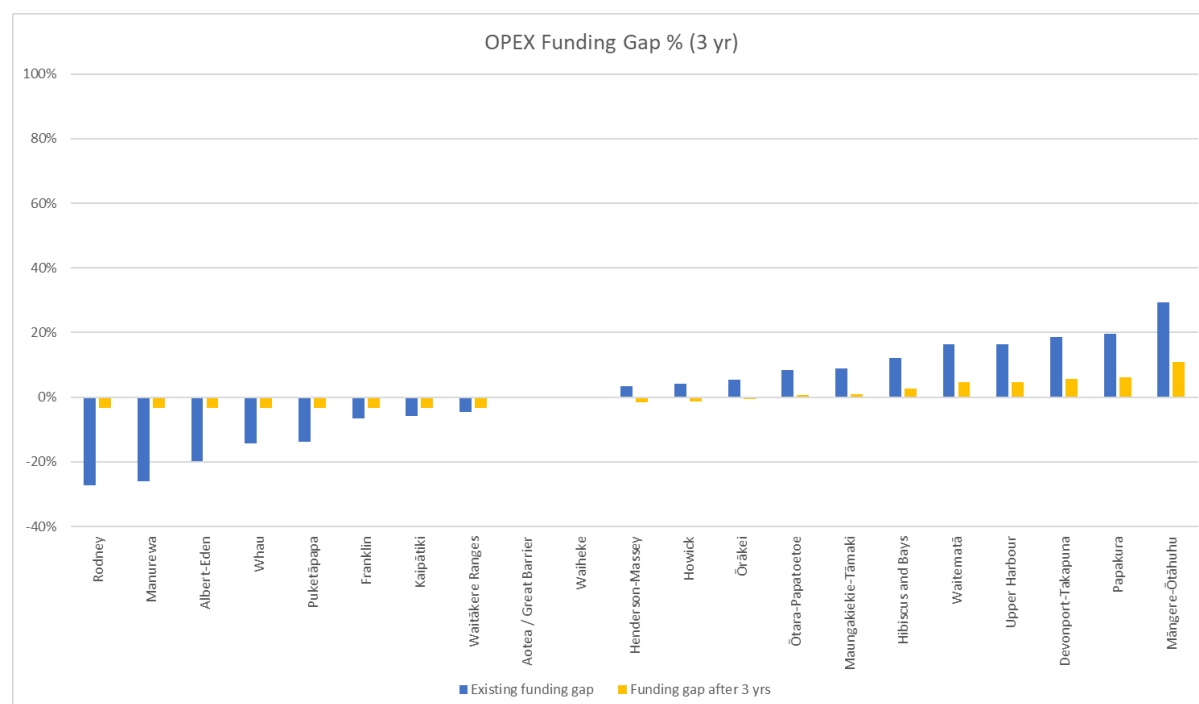
	Current (\$m)	Funding Movement (\$m)	After 3 Years (\$m)
Albert-Eden	8.8	6.2	15.0
Aotea / Great Barrier	1.3	1.5	2.8
Devonport-Takapuna	13.0	-1.3	11.8
Franklin	10.1	6.1	16.2
Henderson-Massey	16.4	3.1	19.4
Hibiscus and Bays	18.6	-1.1	17.5
Howick	17.9	3.6	21.5
Kaipātiki	22.6	-2.7	20.0
Māngere-Ōtāhuhu	11.5	2.7	14.3
Manurewa	11.0	5.5	16.5
Maungakiekie-Tāmaki	9.7	3.8	13.6
Ōrākei	12.5	0.1	12.6
Ōtara-Papatoetoe	14.6	0.6	15.2
Papakura	6.0	5.4	11.5
Puketāpapa	6.6	3.7	10.3
Rodney	20.8	-1.3	19.5
Upper Harbour	4.8	6.4	11.2
Waiheke	5.9	-0.3	5.7
Waitākere Ranges	6.0	3.5	9.5
Waitematā	18.2	-1.5	16.7
Whau	7.7	6.0	13.7
	244.2	50	

This analysis is based on budget data as of 07 June 2023. LTP 2024 – 2034 decisions will have an impact on this analysis.

Aotea / Great Barrier and Waiheke are allocated 1% and 2% of the total funding.

Transition Approach - Allocation of some new funding to local boards to achieve reasonable funding equity for most local boards in three years of LTP 2024 -2034 (50% reallocation, new funding - \$20m opex and \$30m capex)

OPEX

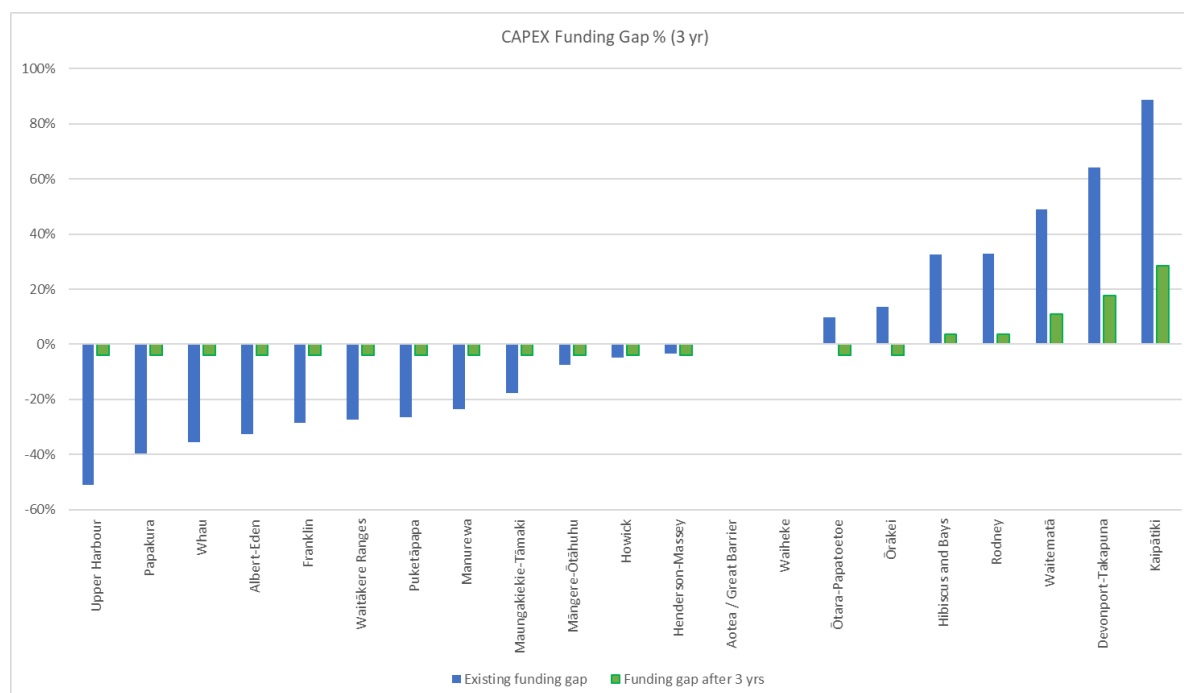


	Current (\$m)	Funding Movement (\$m)	After 3 Years (\$m)
Albert-Eden	25.3	6.2	31.5
Aotea / Great Barrier	4.1	1.8	5.9
Devonport-Takapuna	22.7	-1.8	20.9
Franklin	31.9	2.2	34.1
Henderson-Massey	42.3	-0.7	41.6
Hibiscus and Bays	38.0	-2.1	35.9
Howick	47.1	-0.9	46.2
Kaipātiki	27.2	1.7	28.9
Māngere-Ōtāhuhu	38.9	-4.4	34.4
Manurewa	25.7	9.0	34.7
Maungakiekie-Tāmaki	31.1	-1.3	29.8
Ōrākei	27.9	-0.7	27.2
Ōtara-Papatoetoe	34.7	-1.3	33.4
Papakura	28.9	-2.4	26.5
Puketāpapa	18.8	3.0	21.8
Rodney	27.4	10.2	37.7
Upper Harbour	27.4	-1.9	25.5
Waiheke	11.1	0.7	11.8
Waitākere Ranges	19.1	0.9	20.0
Waitemātā	34.2	-2.4	31.8
Whau	24.7	4.1	28.8
	588.5	20	

This analysis is based on budget data as of 07 June 2023. LTP 2024 – 2034 decisions will have an impact on this analysis.

Aotea / Great Barrier and Waiheke are allocated 1% and 2% of the total funding.

CAPEX



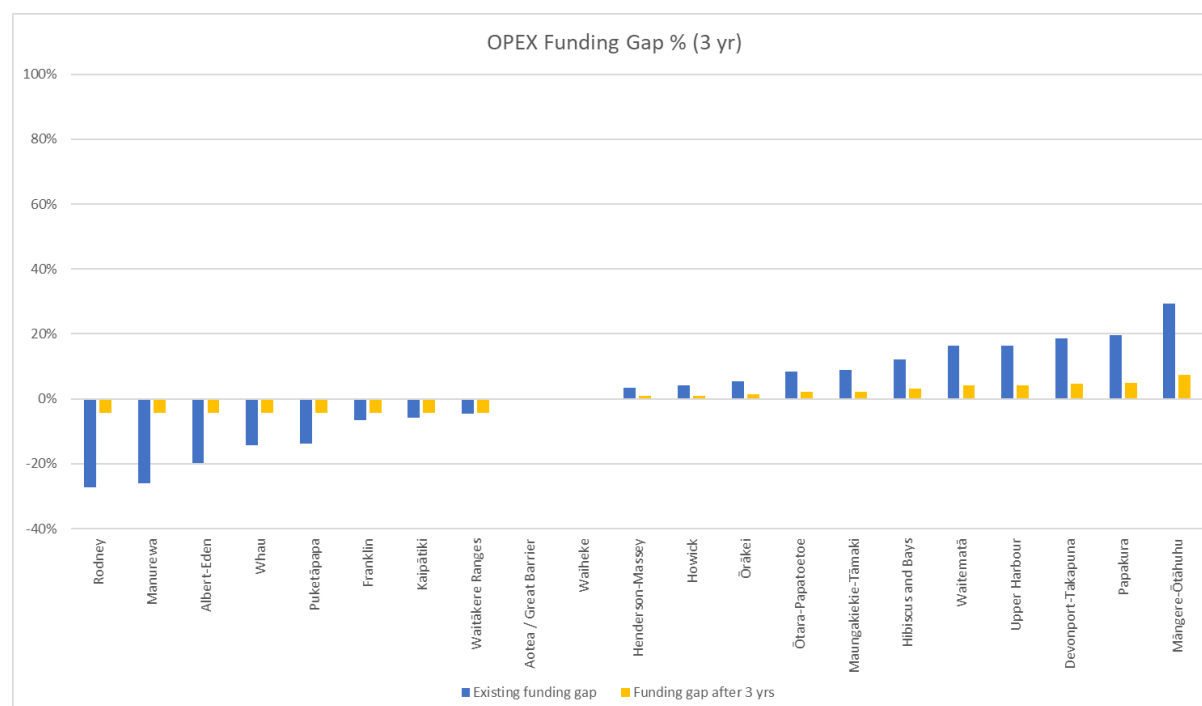
	Current (\$m)	Funding Movement (\$m)	After 3 Years (\$m)
Albert-Eden	8.8	5.3	14.1
Aotea / Great Barrier	1.3	1.3	2.6
Devonport-Takapuna	13.0	-2.5	10.5
Franklin	10.1	5.1	15.3
Henderson-Massey	16.4	1.9	18.3
Hibiscus and Bays	18.6	-2.3	16.3
Howick	17.9	2.4	20.3
Kaipātiki	22.6	-5.3	17.3
Māngere-Ōtāhuhu	11.5	1.9	13.4
Manurewa	11.0	4.5	15.5
Maungakiekie-Tāmaki	9.7	3.0	12.8
Ōrākei	12.5	-0.6	11.8
Ōtara-Papatoetoe	14.6	-0.3	14.3
Papakura	6.0	4.8	10.8
Puketāpapa	6.6	3.1	9.7
Rodney	20.8	-2.6	18.2
Upper Harbour	4.8	5.8	10.5
Waiheke	5.9	-0.5	5.4
Waitākere Ranges	6.0	2.9	9.0
Waitematā	18.2	-3.0	15.2
Whau	7.7	5.2	12.9
	244.2	30	

This analysis is based on budget data as of 07 June 2023. LTP 2024 – 2034 decisions will have an impact on this analysis.

Aotea / Great Barrier and Waiheke are allocated 1% and 2% of the total funding.

Transition Approach - Allocation of some new funding to local boards to achieve reasonable funding equity for most local boards in three years of LTP 2024 -2034 (75% reallocation, new funding – no additional opex and \$10m capex)

OPEX

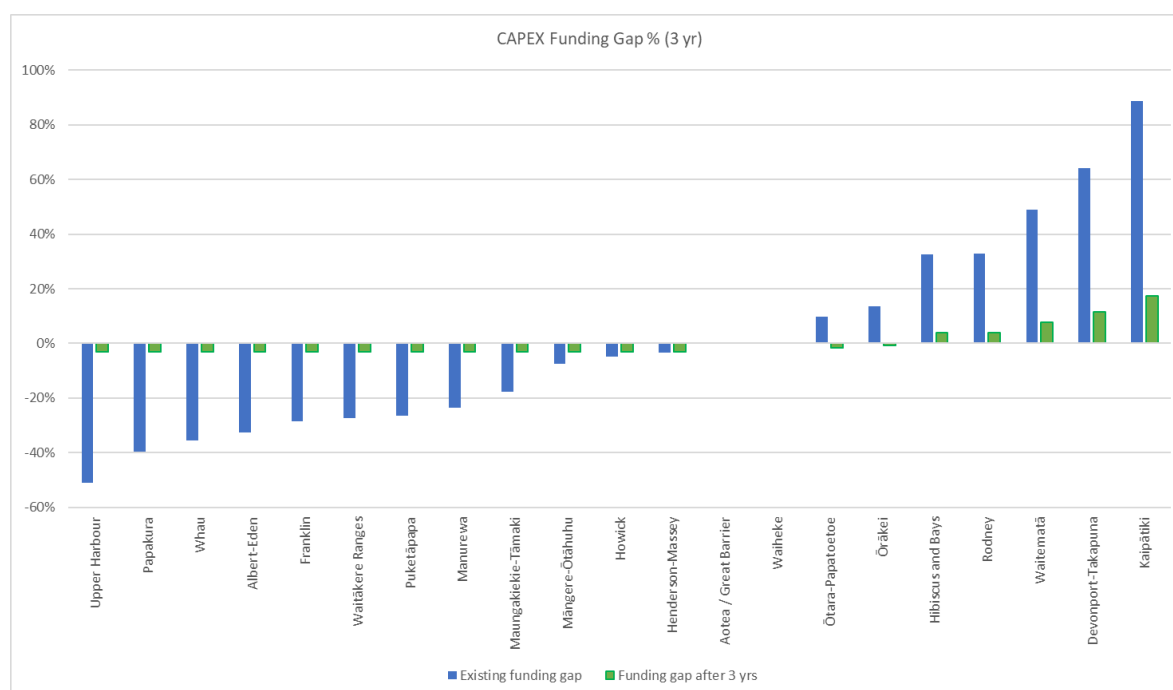


	Current (\$m)	Funding Movement (\$m)	After 3 Years (\$m)
Albert-Eden	25.3	4.9	30.2
Aotea / Great Barrier	4.1	1.8	5.9
Devonport-Takapuna	22.7	-2.7	20.0
Franklin	31.9	0.8	32.7
Henderson-Massey	42.3	-1.1	41.3
Hibiscus and Bays	38.0	-3.1	34.9
Howick	47.1	-1.4	45.8
Kaipātiki	27.2	0.5	27.7
Māngere-Ōtāhuhu	38.9	-6.6	32.2
Manurewa	25.7	7.5	33.3
Maungakiekie-Tāmaki	31.1	-1.9	29.2
Ōrākei	27.9	-1.1	26.8
Ōtara-Papatoetoe	34.7	-2.0	32.7
Papakura	28.9	-3.6	25.3
Puketāpapa	18.8	2.1	20.9
Rodney	27.4	8.7	36.1
Upper Harbour	27.4	-2.9	24.5
Waiheke	11.1	0.7	11.8
Waitākere Ranges	19.1	0.1	19.2
Waitematā	34.2	-3.6	30.6
Whau	24.7	2.9	27.6
Total	588.5	0	

This analysis is based on budget data as of 07 June 2023. LTP 2024 – 2034 decisions will have an impact on this analysis.

Aotea / Great Barrier and Waiheke are allocated 1% and 2% of the total funding.

CAPEX



	Current (\$m)	Funding Movement (\$m)	After 3 Years (\$m)
Albert-Eden	8.8	4.4	13.2
Aotea / Great Barrier	1.3	1.1	2.5
Devonport-Takapuna	13.0	-3.8	9.2
Franklin	10.1	4.2	14.3
Henderson-Massey	16.4	0.7	17.1
Hibiscus and Bays	18.6	-3.4	15.2
Howick	17.9	1.1	19.0
Kaipātiki	22.6	-8.0	14.7
Māngere-Ōtāhuhu	11.5	1.0	12.6
Manurewa	11.0	3.5	14.5
Maungakiekie-Tāmaki	9.7	2.2	11.9
Ōrākei	12.5	-1.1	11.4
Ōtara-Papatoetoe	14.6	-1.0	13.6
Papakura	6.0	4.1	10.1
Puketāpapa	6.6	2.5	9.1
Rodney	20.8	-3.8	16.9
Upper Harbour	4.8	5.1	9.8
Waiheke	5.9	-0.8	5.2
Waitākere Ranges	6.0	2.3	8.4
Waitematā	18.2	-4.5	13.7
Whau	7.7	4.4	12.0
Total	244.2	10	

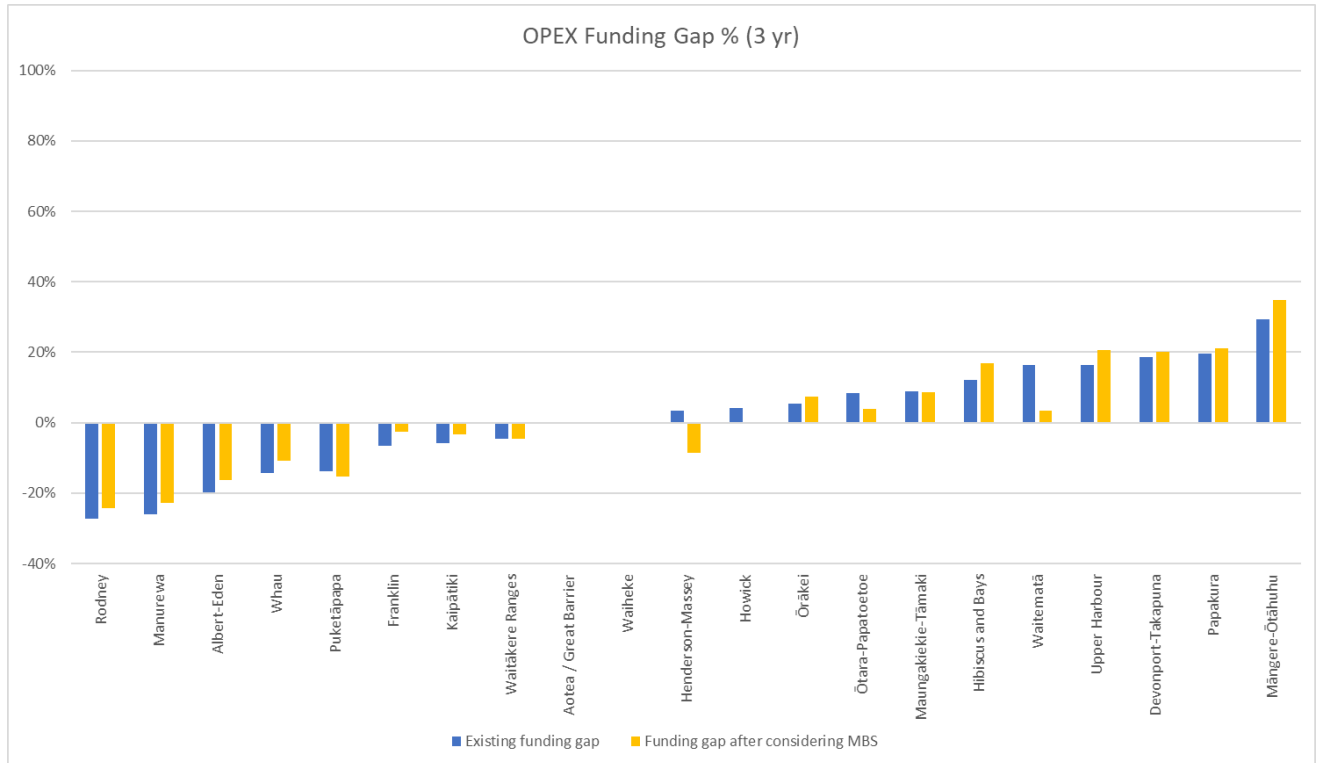
This analysis is based on budget data as of 07 June 2023. LTP 2024 – 2034 decisions will have an impact on this analysis.

Aotea / Great Barrier and Waiheke are allocated 1% and 2% of the total funding.

Attachment H - Impact of MBS on Opex Equity

The graphs in this attachment show the change in opex equity rankings depending on the inclusion or exclusion of MBS programme in the equity analysis

Opex equity ranking showing the impact of considering MBS programme



This analysis is based on budget data as of 07 June 2023. LTP 2024 – 2034 decisions will have an impact on this analysis.

Examples of possible MBS facilities

The following list provides examples of services and facilities that may meet the criteria for MBS's. In all cases the service costs are at least \$200,000pa to operate and in some cases initial analysis shows that at least half of users come from outside the host local board area.

This list is slightly different to the list presented in 2021 as current budget analysis has revealed that some of the facilities in the previous list do not cost at least \$200,000pa to operate.

Further detailed analysis is required to better understand the location of the users of these facilities.

Type	Examples	Host Local Board
Sports fields, courts and stadia	Lloyd Elsmore Park Colin Maiden Park	Howick Ōrākei
Swimming pools	Albany Stadium Pool Glen Innes Pool Parnell Baths Pt Erin Pool Tepid Baths West Wave Aquatic Centre	Upper Harbour Maungakiekie-Tāmaki Waitematā Waitematā Waitematā Henderson-Massey
Other large parks	Barry Curtis Park Bruce Pulman	Howick Manurewa
Libraries and community places	Central City Library Pioneer Hall Te Manawa Multipurpose Facility	Waitematā Waitematā Henderson-Massey
Arts, Culture and Heritage	Corbans Estate Arts Centre Lopdell House Te Uru (Lopdell) Howick Historic Village Otara Music and Art Centre Wallace Art Centre	Henderson-Massey Waitākere Ranges Waitākere Ranges Howick Ōtara-Papatoetoe Puketāpapa

This analysis is based on budget data as of 07 June 2023. LTP 2024 – 2034 decisions will have an impact on this analysis.

Crime prevention funding

Allocation for local board work programmes

2023 / 2024



What it is

- \$2 million for the region
- From Proceeds of Crime Fund via Ministry of Social Development
- Initially one year – look at future options
- Can focus on CPTED and / or youth crime prevention interventions – confirm approach by end of Q1
- A community-led and town centre focus - Council as partner due to community connection
- Can be community organisation, BIDs & business associations led – eg funding agreement for external delivery



Allocations based on LDI ratio

Local Board	LDI model (\$)
Albert-Eden	53,360
Devonport-Takapuna	32,076
Franklin	58,468
Aotea/Great Barrier	10,000
Henderson-Massey	70,419
Hibiscus and Bays	61,498
Howick	81,718
Kaipātiki	48,909
Māngere-Ōtāhuhu	49,412
Manurewa	59,946

Local Board	LDI model (\$)
Maungakiekie-Tāmaki	46,160
Ōrākei	46,082
Ōtara-Papatoetoe	53,093
Papakura	41,355
Puketāpapa	33,976
Rodney	67,591
Upper Harbour	39,171
Waiheke	20,000
Waitākere Ranges	33,979
Waitematā	45,867
Whau	46,919



Investing in young people

Social and Cognitive Programmes

Mentoring / Whānau wrap-around / social skills / behavioural and family therapy

Recreation Programmes

Sports / outdoor / arts / culture / positive activities and connections

Diversion Programmes

Family and whānau centred interventions / Marae and community-based programmes / restorative justice

Education Engagement Programmes

School retention / positive education environments and opportunities



Investing in CPTED

**Territoriality
and access**

Patrols / wardens /
ambassadors /
physical access
elements

**Beautification
and activity**

Parks / planters /
“look and feel” /
events / use of
spaces

Connectivity

Safe physical design
connections /
wayfinding /
connection between
people

**Culture and
Cohesion**

Building sense of
community / multi-
party approaches to
safety



Considerations

**Evidence in
your
community**

What does the data
say – perception v
reality / long-term v
short-term

**Fund partner-
led**

Who's there doing great
stuff already, with the
skills and reach to
deliver - eg community
orgs, business
associations

**Increase
existing scale**

What are you
investing in already,
and could this be
scaled

Keep focused

Focus on a key issue
based on the
evidence rather than
lots of small things



Some examples of projects with a safety focus

Patrols and wardens	Youth sports & recreation	Youth arts & culture
Mentoring	Afterschool & school holidays programmes	Beautifying your town centre
Safety audits – eg CPTED or lighting review	Invest in local safety organisations – eg Neighbourhood Support, Bluelight	Partner with you BID or business association
Improving wayfinding	Build connection & community in town centre	Placemaking activity in retail & town centres
Training & support for local businesses	Create a local community safety plan	Link in with iwi or marae-based programmes



Puketāpapa

Police data - victimisations

Community Partnerships & Investment

2023



Victimisation Time and Place

[Back to policedata.nz](#)

Summary

Map

Trends

Download

Victimisations Time and Place

Summary of content:

This report presents detailed information about where and at what times of the day and week crime victimisation occurs in New Zealand.

To protect the privacy of individuals, sensitive details that cannot be released at a detailed 'time and place' level have been removed. Such details include victim demographics, homicides and, other than burglary victimisations that occurred in dwellings.

The report provides maps and charts that present a high level of detail at National, Regional, Territorial Authority, Area Unit and Meshblock level. The report also contains tables that show for crimes reported to police in a given month, what day of the week and hour of day the crimes actually occurred.

The report presents data in Police systems as at 7 days after being reported to Police, and is updated at the end of each month.

How to use this report:

The Map allows you to drill into different parts of the country visually, using selection and zooming items on the right hand side, and observe the times during the week when more crime occurs. You can select any time period (the months during which victimisations were reported to Police) and any of a range of crime types.

To download data click on a chart or table, then click the Download icon at the bottom right-hand corner of a section, and choose the 'Data' option.

If any of the terms in the report are unfamiliar to you, you may wish to familiarise yourself with the dataset by reading the relevant user manual, which can be found on the [policedata.nz](#) page.

Report notes:

Data in this report includes victimisations where the outcome of an investigation was other than 'No Crime' as at 7 days. It excludes information where the Area Unit is unknown.

This report provides timely information about when and where crime occurs in New Zealand and should not be used to view counts of victimisations over time. It excludes victimisations where meshblock level data are unknown.

A system improvement to the Police National Intelligence Application on 26 March 2017 improved the recording of injuries. This resulted in an estimated 15% increase in counts of Serious Assault Resulting in Injury, and a commensurate reduction in Serious Assault Not Resulting in Injury. This change did not affect the total number of victimisations recorded.

Data contained within this report are based on information recorded in the Police dynamic operational database as the 8th of the preceding month. Changes made to source data after this date will not be reflected in this report. For this reason, comparisons between monthly releases should be treated with caution.

Release notes:

December 2022

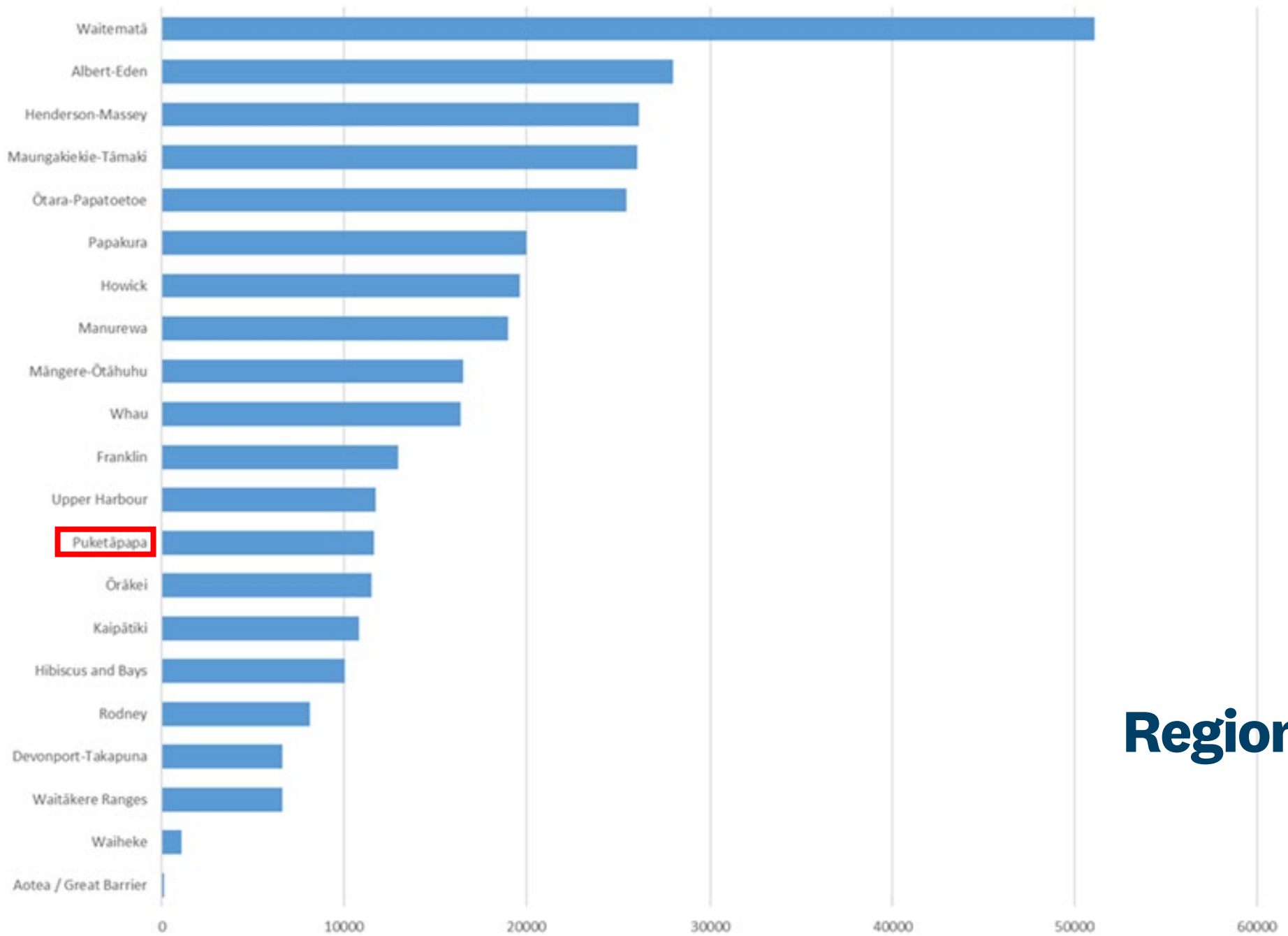
Due to upload limitations, data is capped to cover 4 years period ending on the latest reporting month.

July 2018

A quality improvement has been made to Recorded Crime Victimisation Statistics (RCVS) following a post implementation review of a change in recording practice introduced in



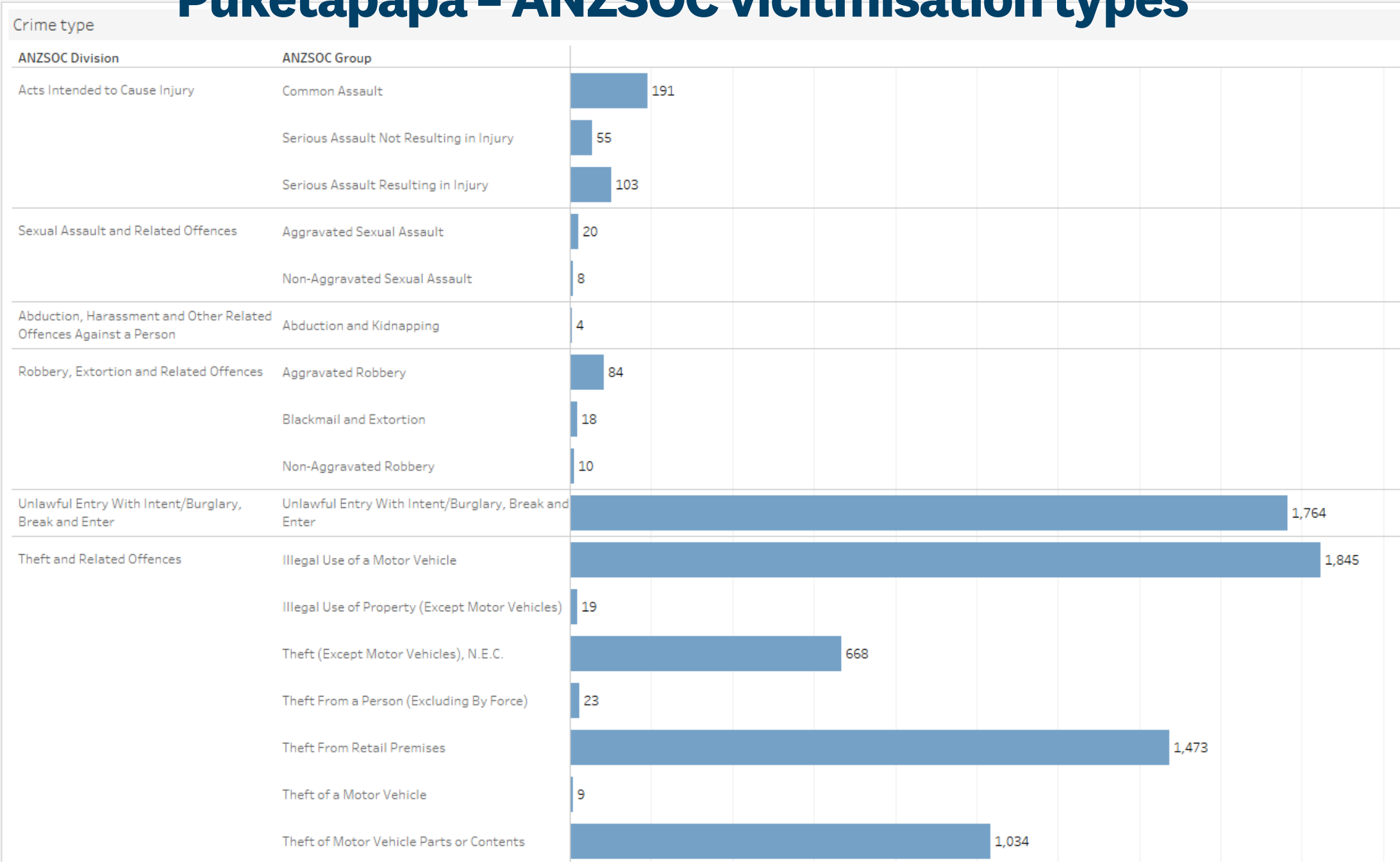
Total Victimisations Feb 2019 - Jan 2023



Regional comparison



Puketāpapa – ANZSOC vicitmisation types



Year Month

11/04/2021

31/05/2023

Territorial Authority

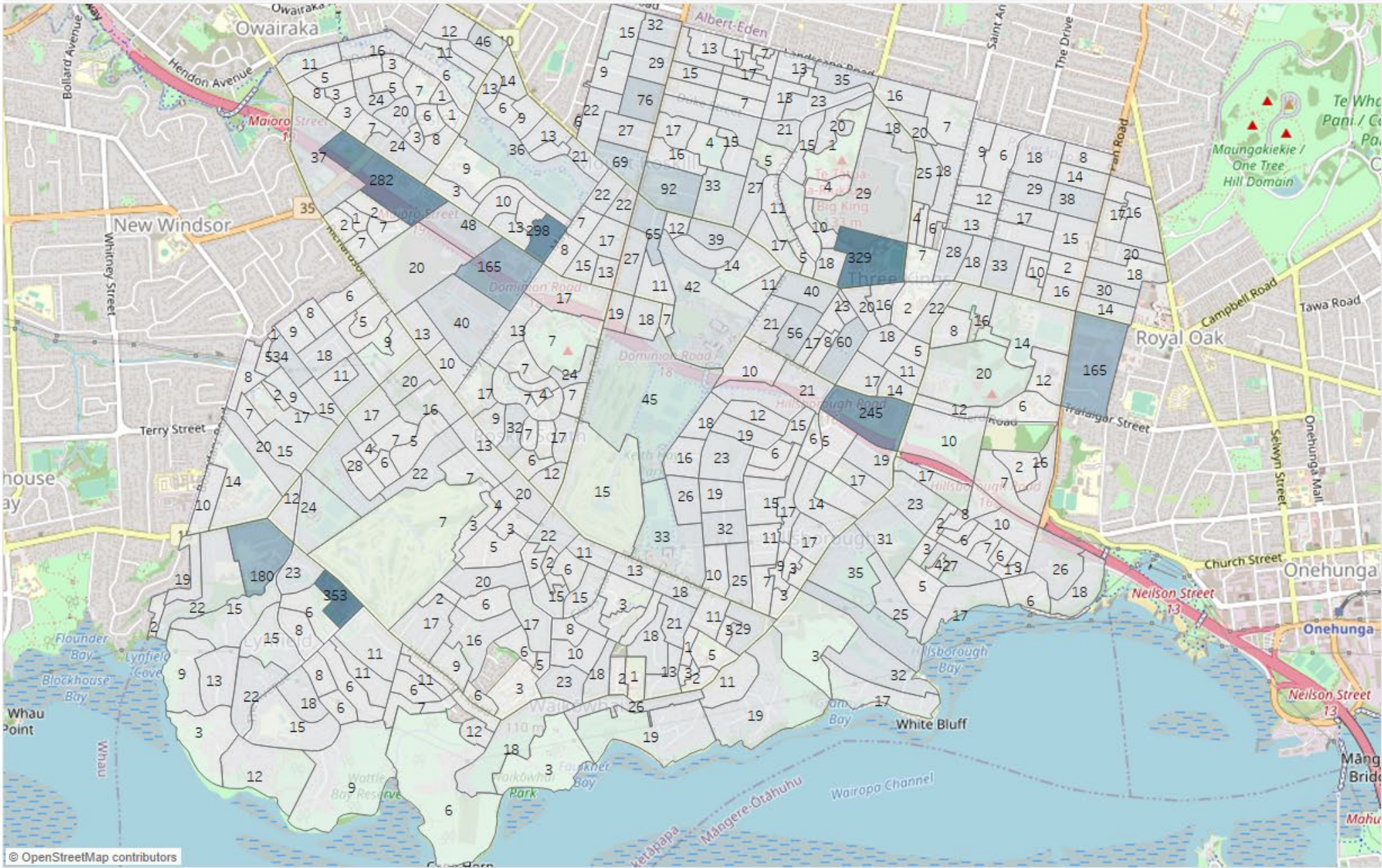
(All)

Auckland.

Cb2014 Nam

- Omokoroa Community
- Onewhero-Tuakau Commu...
- Orakei Local Board Area
- Otago Peninsula Communi...
- Otaki Community
- Otara-Papatoetoe Local B...
- Otautau Community
- Otorohanga Community
- Paekakariki Community
- Papakura Local Board Area
- Paraparaumu-Raumati Co...
- Patea Community
- Petone Community
- Pleasant Point Community
- Puketapapa Local Board A...
- Raglan Community
- Rangiora Community
- Rangitaiki Community
- Ratana Community
- Riccarton-Wigram Commu...
- Riverton/Aparima Commu...
- Rodney Local Board Area
- Rotorua Lakes Community
- Saddle Hill Community
- Selwyn Central Community
- Shirley-Papanui Community
- Spreydon-Heathcote Com...
- Stewart Island/Rakiura Co...
- Strath Taieri Community
- Taihape Community
- Tairua-Pauanui Community
- Taneatua Community
- Taupiri Community

Puketāpapa – All vicitmisiation types, 04/21 – 05/23



- Papakura Local Board Area
- Paraparaumu-Raumati Community
- Patea Community
- Petone Community
- Pleasant Point Community
- Puketapapa Local Board Area
- Raglan Community
- Rangiora Community
- Rangitaiki Community
- Ratana Community
- Riccarton-Wigram Community
- Riverton/Aparima Community
- Rodney Local Board Area

Select Level of Detail for Map

Meshblock

Region

Auckland Region

Territorial Authority

(All)

Area Unit

(All)

ANZSOC Group

(All)

ANZSOC Division

(All)

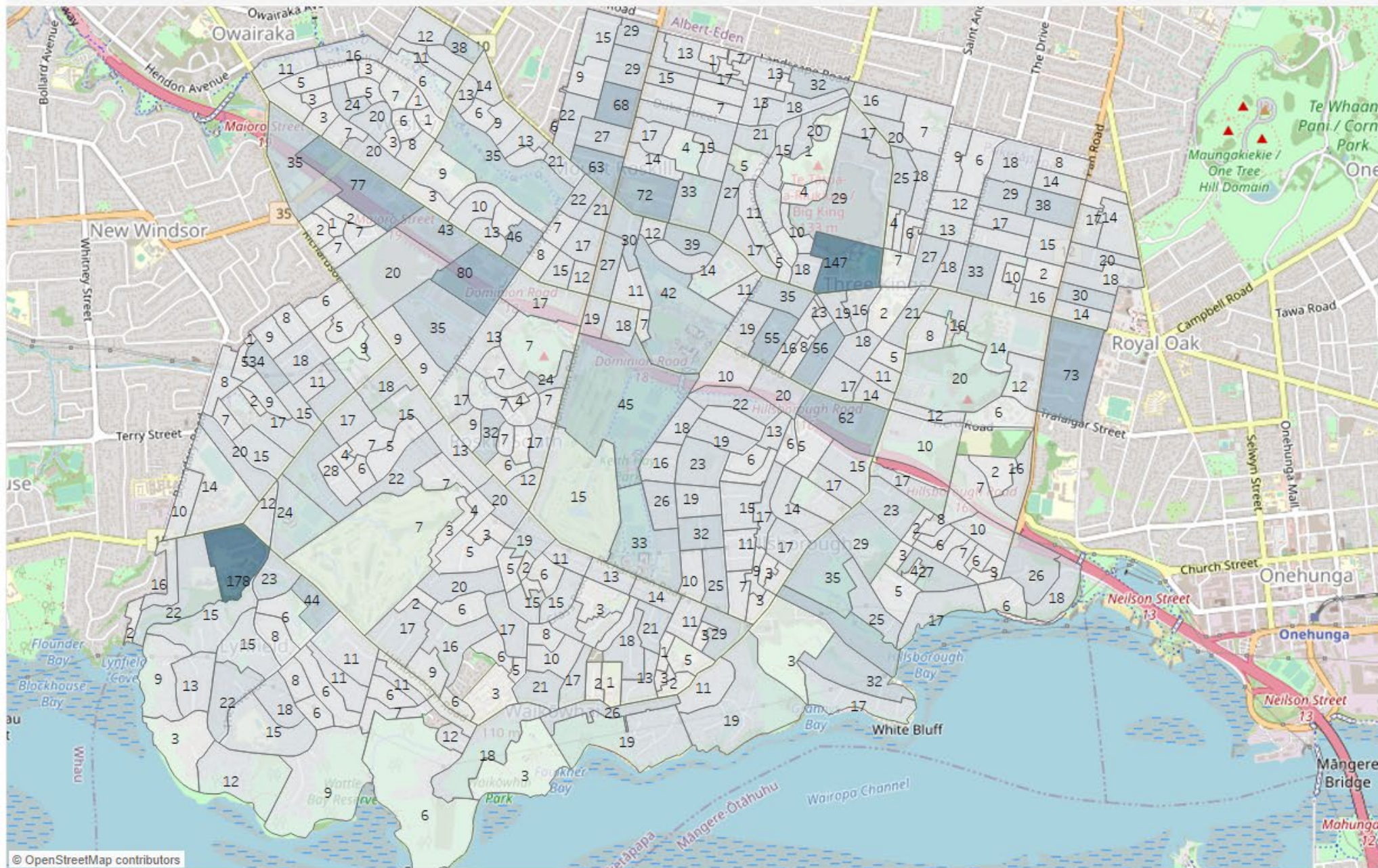
Select Time Period

11/04/2021 31/05/2023

SUM(Number of Victimisations)

1 353

Puketāpapa – All vicitmisations (not retail theft) 04/21 – 05/23



(All)
 Null
 Ahuriri Community
 Akaroa-Wairewa Community
 Albert-Eden Local Board Area
 Area Outside Community
 Bay of Islands-Whangaroa Community
 Bluff Community
 Burwood-Pegasus Community

Enter search text

(All)
 Abduction and Kidnapping
 Aggravated Robbery
 Aggravated Sexual Assault
 Blackmail and Extortion
 Common Assault
 Illegal Use of a Motor Vehicle
 Illegal Use of Property (Except Motor Vehic...
 Non-Aggravated Robbery
 Non-Aggravated Sexual Assault
 Serious Assault Not Resulting in Injury
 Serious Assault Resulting in Injury
 Theft (Except Motor Vehicles), N.E.C.
 Theft From a Person (Excluding By Force)
 Theft From Retail Premises
 Theft of a Motor Vehicle
 Theft of Motor Vehicle Parts or Contents
 Unlawful Entry With Intent/Burglary, Brea...

(Multiple values)

ANZSOC Division

(All)

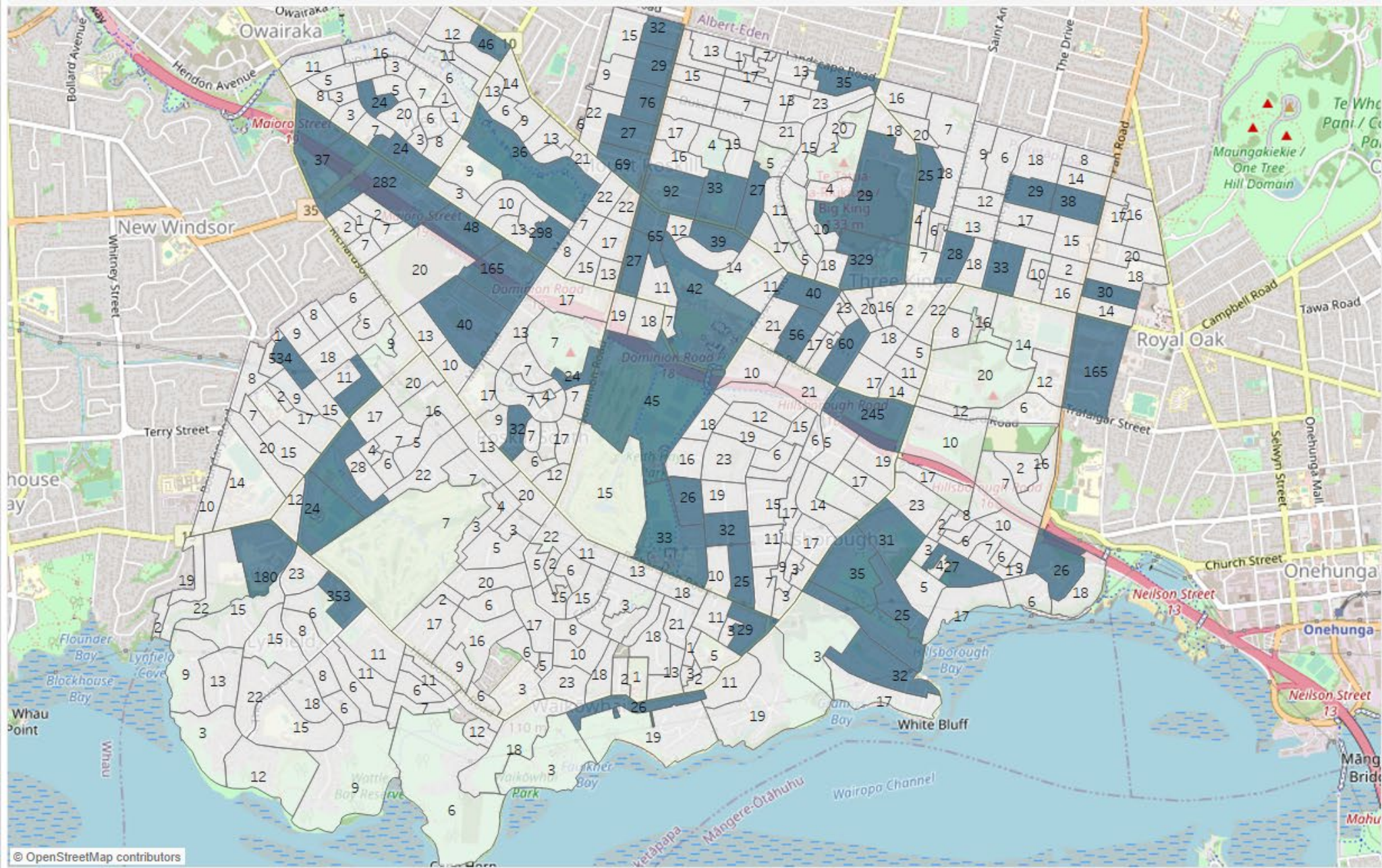
Select Time Period

11/04/2021 31/05/2023

SUM(Number of Vicitmisations)

1 178

Puketāpapa – At least 2 victimisations per month – any type



Papakura Local Board Area
 Paraparaumu-Raumati Community
 Patea Community
 Petone Community
 Pleasant Point Community
 Puketapapa Local Board Area
 Raglan Community
 Rangiora Community
 Rangitaiki Community
 Ratana Community
 Riccarton-Wigram Community
 Riverton/Aparima Community
 Rodney Local Board Area

Select Level of Detail for Map

Meshblock

Region

Auckland Region

Territorial Authority

(All)

Area Unit

(All)

ANZSOC Group

(All)

ANZSOC Division

(All)

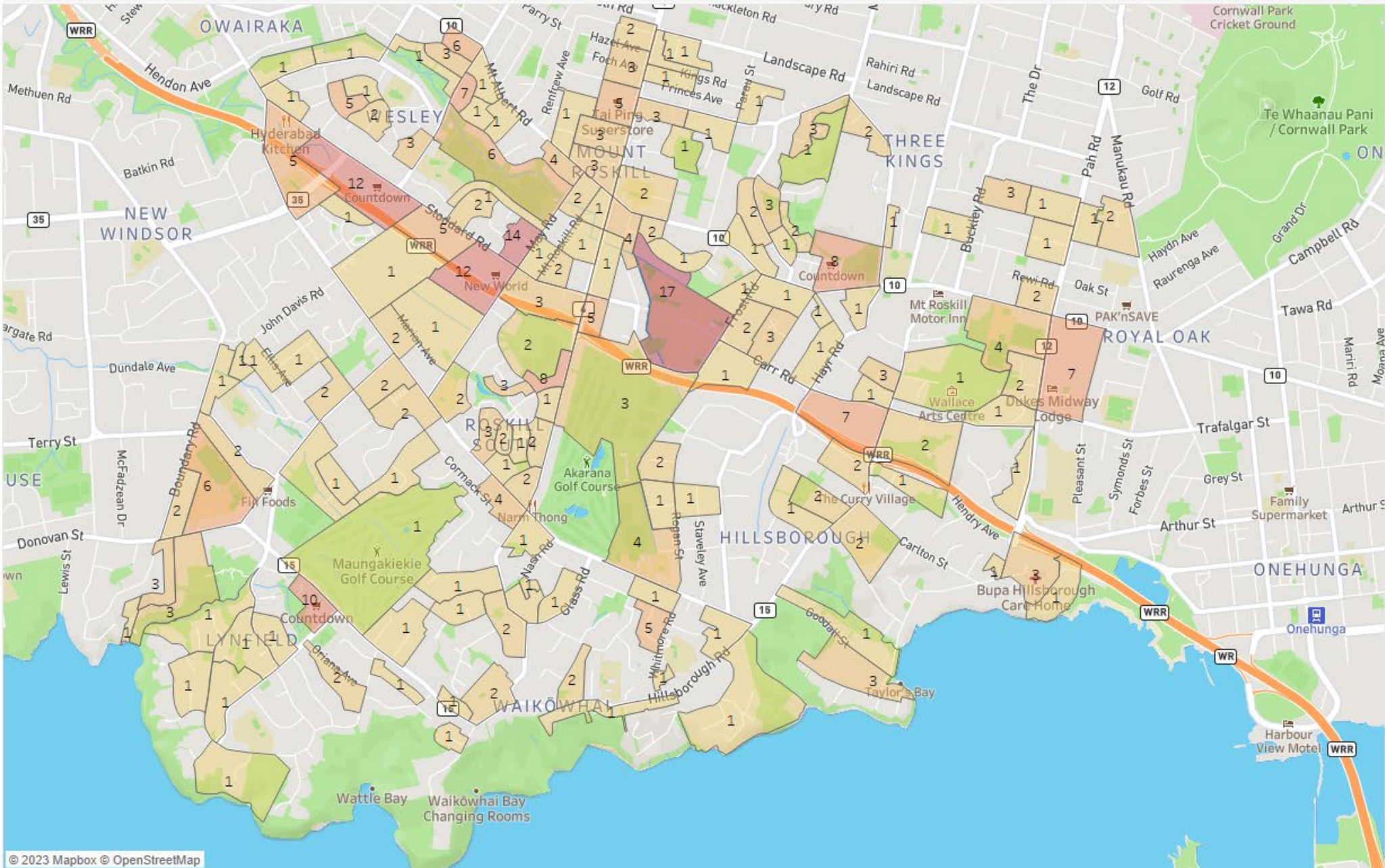
Select Time Period

11/04/2021 31/05/2023

SUM(Number of Victimisations)

24

Puketāpapa – Violent offences



- Papakura Local Board Area
- Paraparaumu-Raumati Community
- Patea Community
- Petone Community
- Pleasant Point Community
- Puketapapa Local Board Area
- Raglan Community
- Rangiora Community
- Rangitaiki Community
- Ratana Community
- Riccarton-Wigram Community
- Riverton/Aparima Community
- Rodney Local Board Area

Select Level of Detail for Map

Meshblock

Region

Auckland Region

Territorial Authority

(All)

Area Unit

(All)

ANZSOC Group

(All)

ANZSOC Division

(Multiple values)

Select Time Period

11/04/2021 31/05/2023

—————|—————





Auckland Rail Programme Business Case

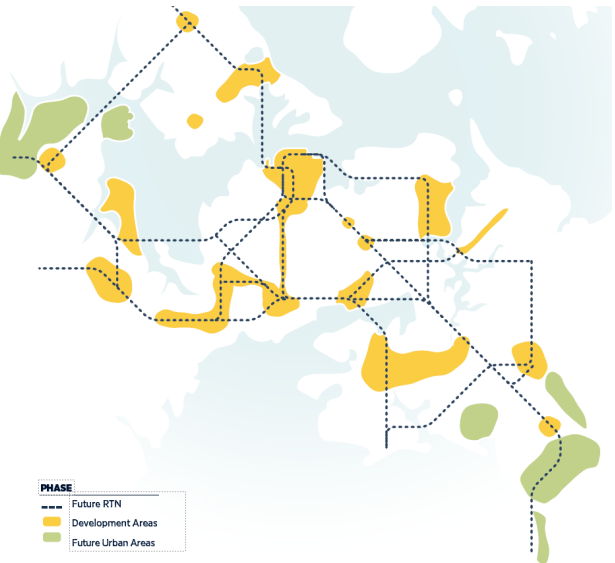
30 Year Investment Plan

Local Board Briefing Presentation

KiwiRail 



Context – Moving Passengers and Goods



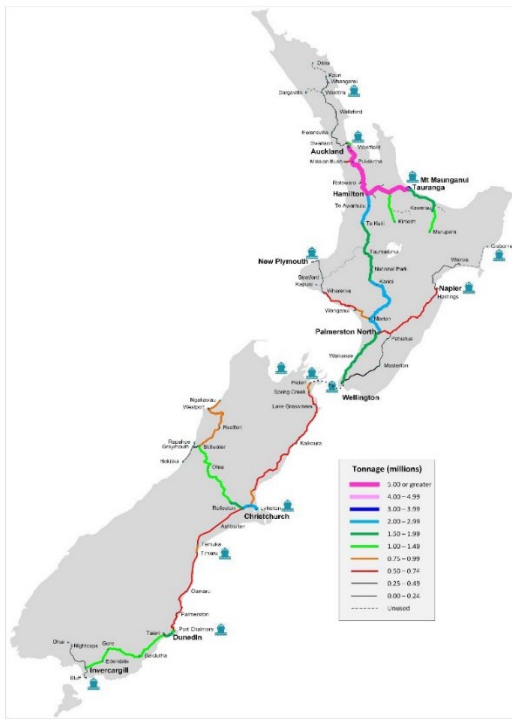
Intensification in Land Use



Long Term Rapid Transit Network



The Shared Heavy Rail Network



The National Rail and Freight Network

What is the Rail Programme Business Case?

- A strategic planning exercise to develop a programme of investment needed to enable rail to deliver on future aspiration for passenger and freight services.
- Developed in partnership between KiwiRail, AT in recognition of the need for a long-term plan for the rail network to meet future needs.
- It is not yet complete and doesn't yet have funding or approval from Government.
- The process includes developing options, gathering feedback from key stakeholders, incorporating feedback and following approvals pathway through to submission to Transport Minister.



Why are we here, talking to you?

- We want to gather feedback from you about your area and community.
- We hope you can share the specific transport challenges and needs of your communities in the context of these plans.
- We want to explain the rationale and benefits of these plans.
- Our plan includes incorporating your feedback into the PBC to ensure future works and engagement processes consider such community insights.



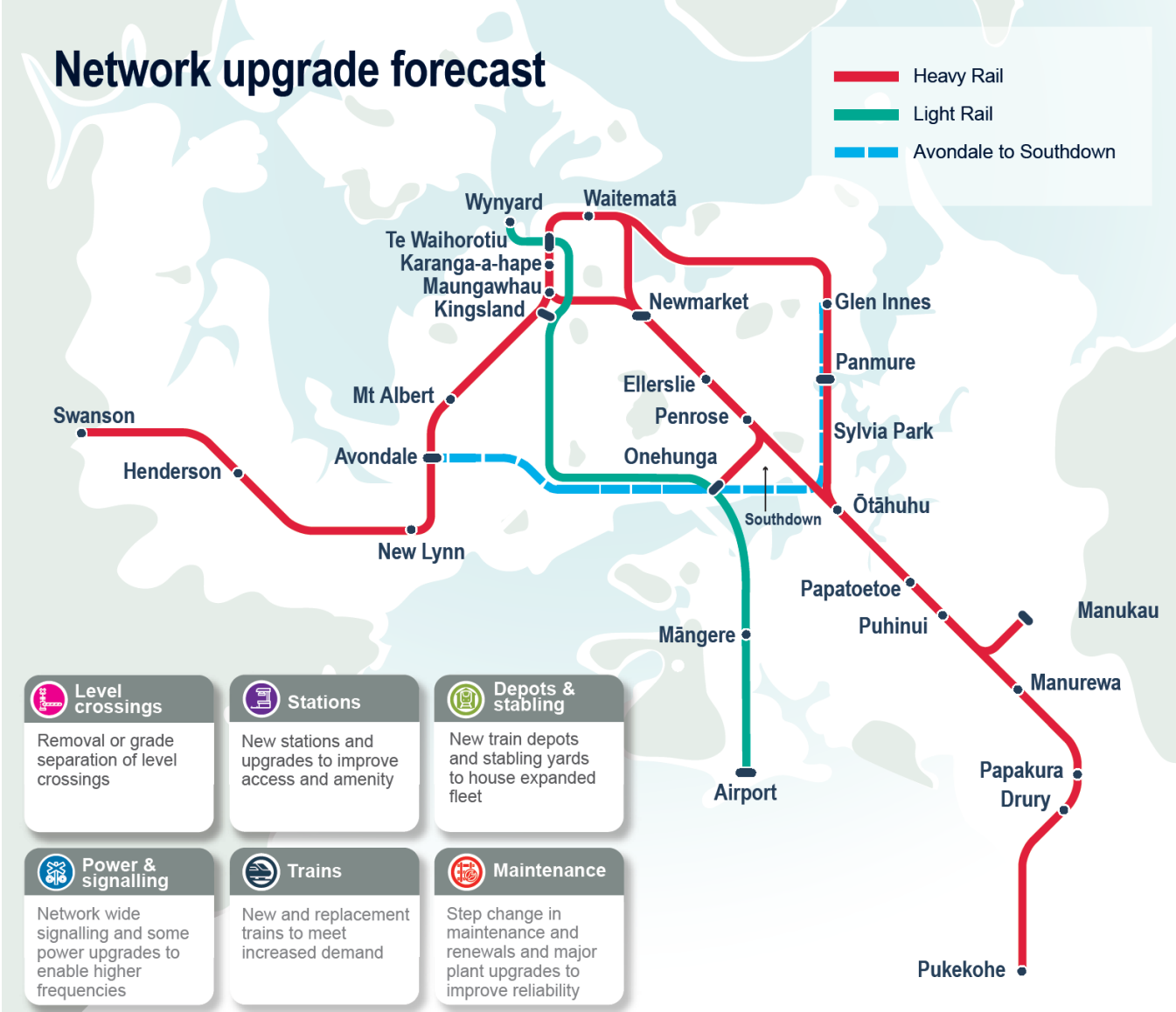
Rail In Auckland

- Rail plays an important role in the transport and land use in Auckland
- Nationally, Auckland is a key freight hub with rail connections to major ports and freight terminals
- Metro services provide a critical passenger transport role in providing fast, reliable and frequent rapid transit services
- Land use development and zoning provides for higher density adjacent to rail corridors particularly around stations
- Inter-regional services are growing with current services encompassing Northern Explorer to Wellington and Te Huia to Hamilton



Note: Te Huia is currently operating as a 5-year trial service. Despite being paused during COVID restrictions, it has recently met the first growth step in its business case objectives and is expected to continue on this trajectory

Future Rail In Auckland



We are growing – Higher Density Development

Land use zoning will encourage higher density built around transport hubs and corridors



What does Auckland need from the rail network?

We have a way to go to achieve the world class transport system many other comparable cities enjoy.

We need to grow with our population...and provide competitive and efficient rail services so that metro and freight users value them enough to switch from cars and truck helping in reducing our emissions and congestion on our roads and enabling us to continue to grow in more sustainable ways.


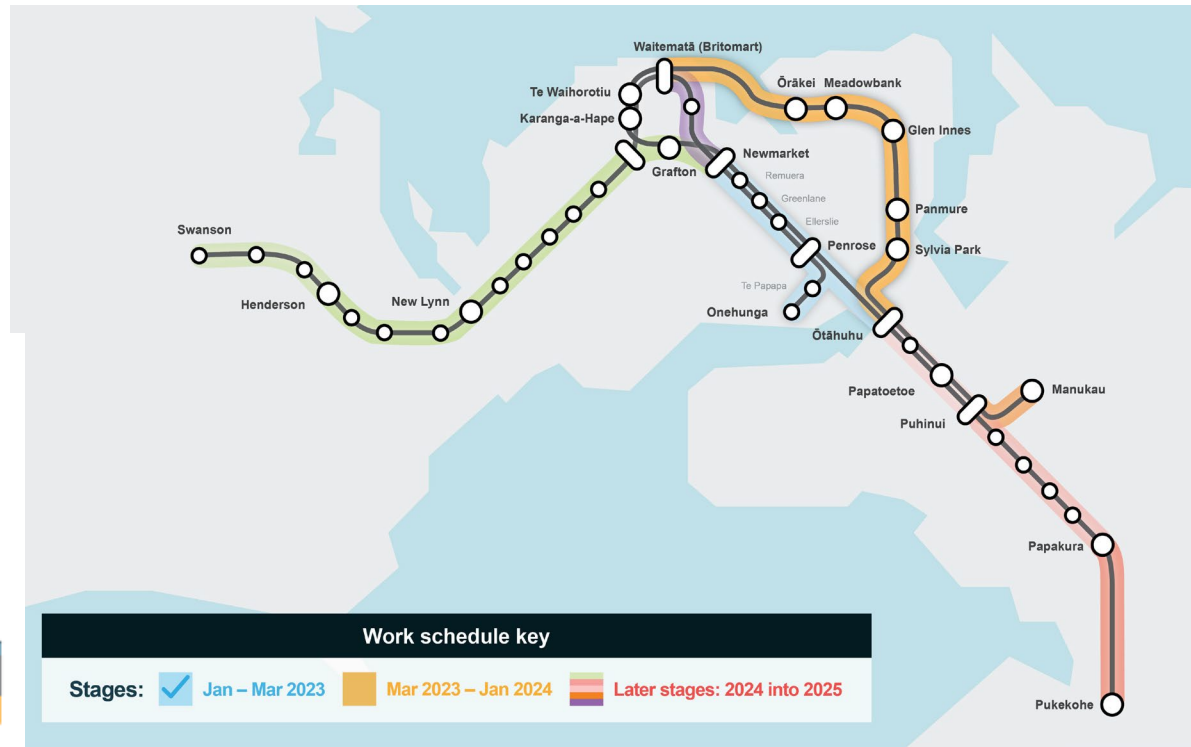
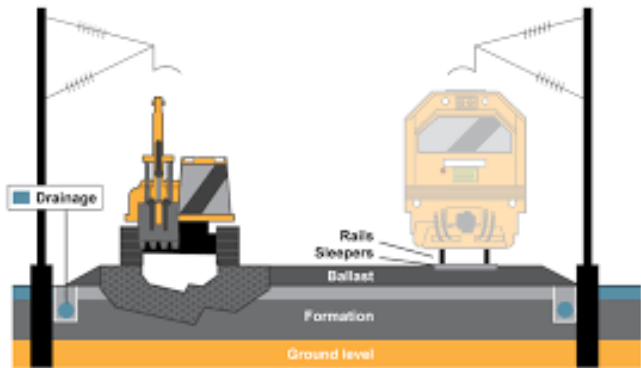
Current investment aims to support the opening of City Rail Link. This programme completes in the next couple of years and ongoing work will be needed to support economic development, population growth and to enable greater sustainability and resilience in our transport system.

The following slides will highlight some of the recent and ongoing work.

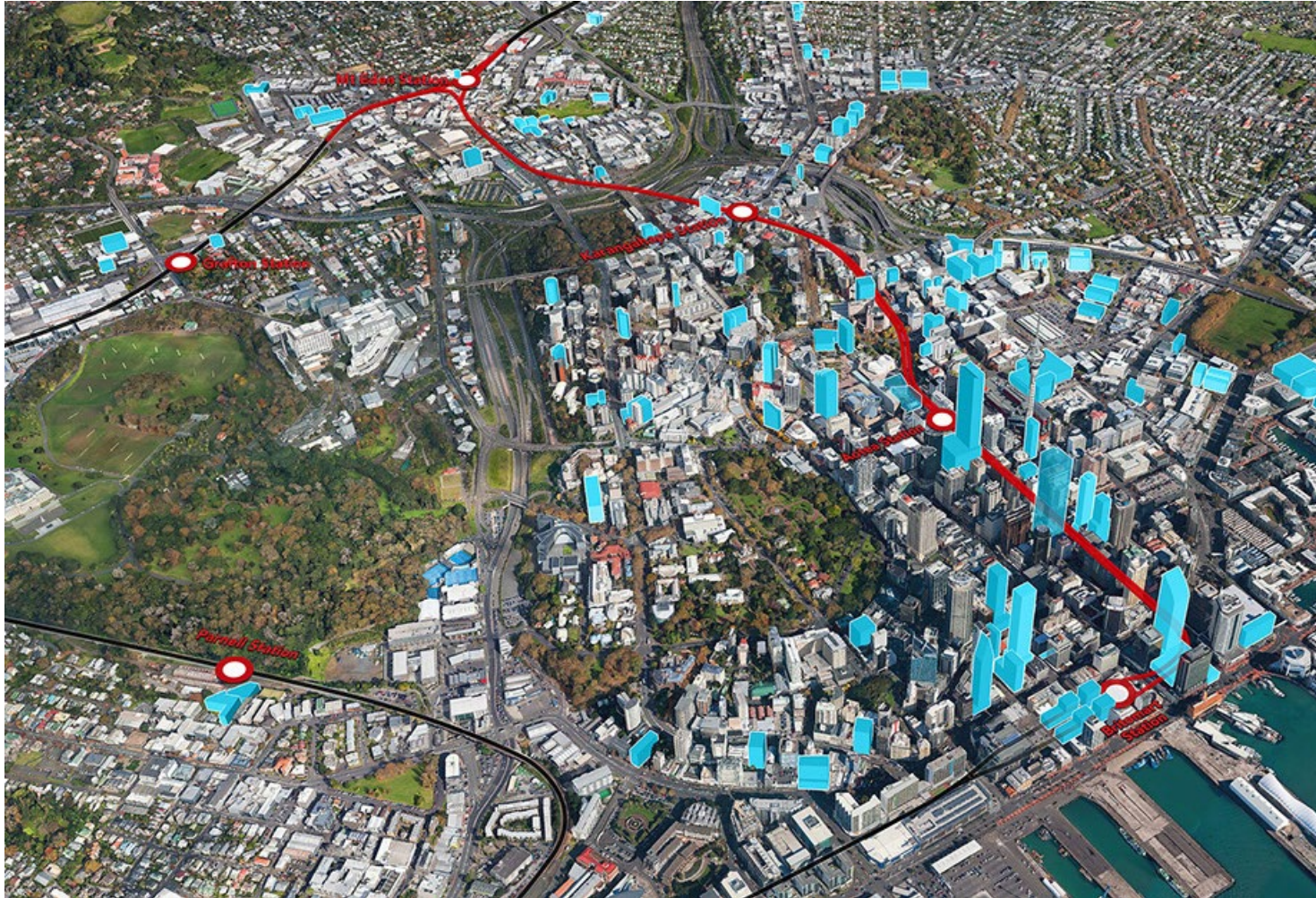


What's happening today – Rail Network Rebuild

KiwiRail is undertaking a major upgrade of the Auckland rail network over the next few years, in preparation for the opening of the City Rail Link



What's happening today – City Rail Link




What's happening today – New Trains

- 23 additional train units increasing total fleet size by circa 30% to accommodate greater frequency by 2026
- Replacement and new freight locomotives and wagons to provide for increase growth

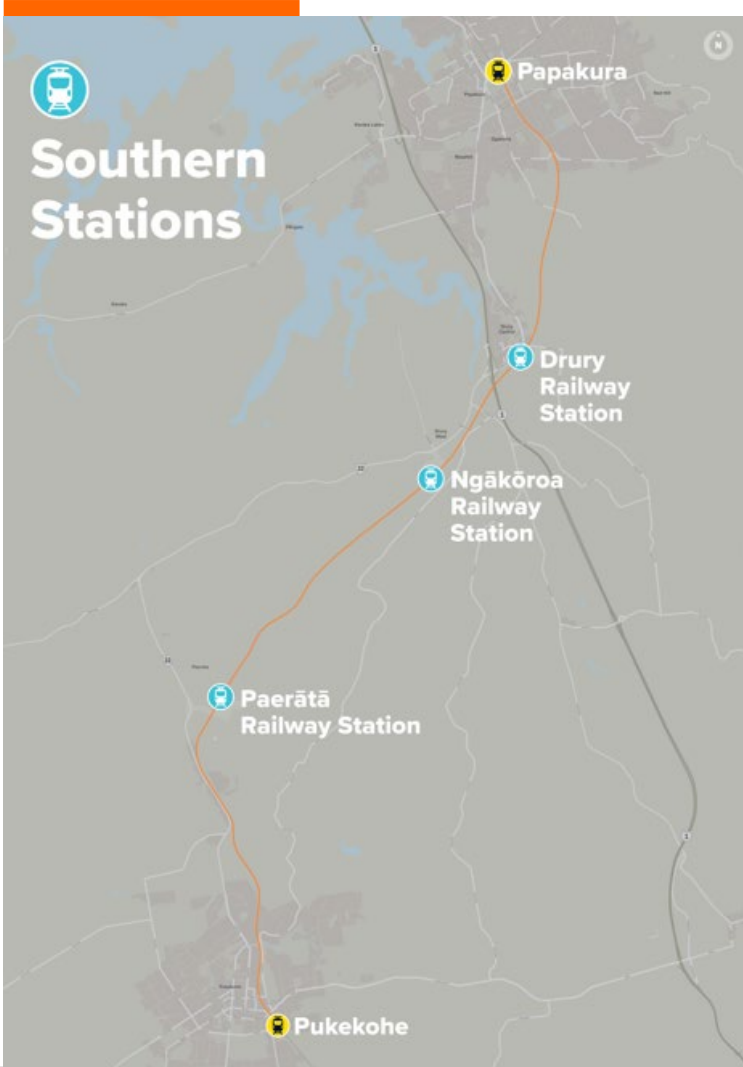


What's happening today – Track and Upgrades

- Major transformations between Westfield and Wiri junctions
- Third line construction through the Middlemore hospital area down to Wiri container terminal
- Improvements and upgrades to Auckland Port and the Quay Park approaches




What's happening today – Southern Stations



Artist's impression of Drury Central station



Artist's impression of Paerata station




What's happening today – P2P Electrification

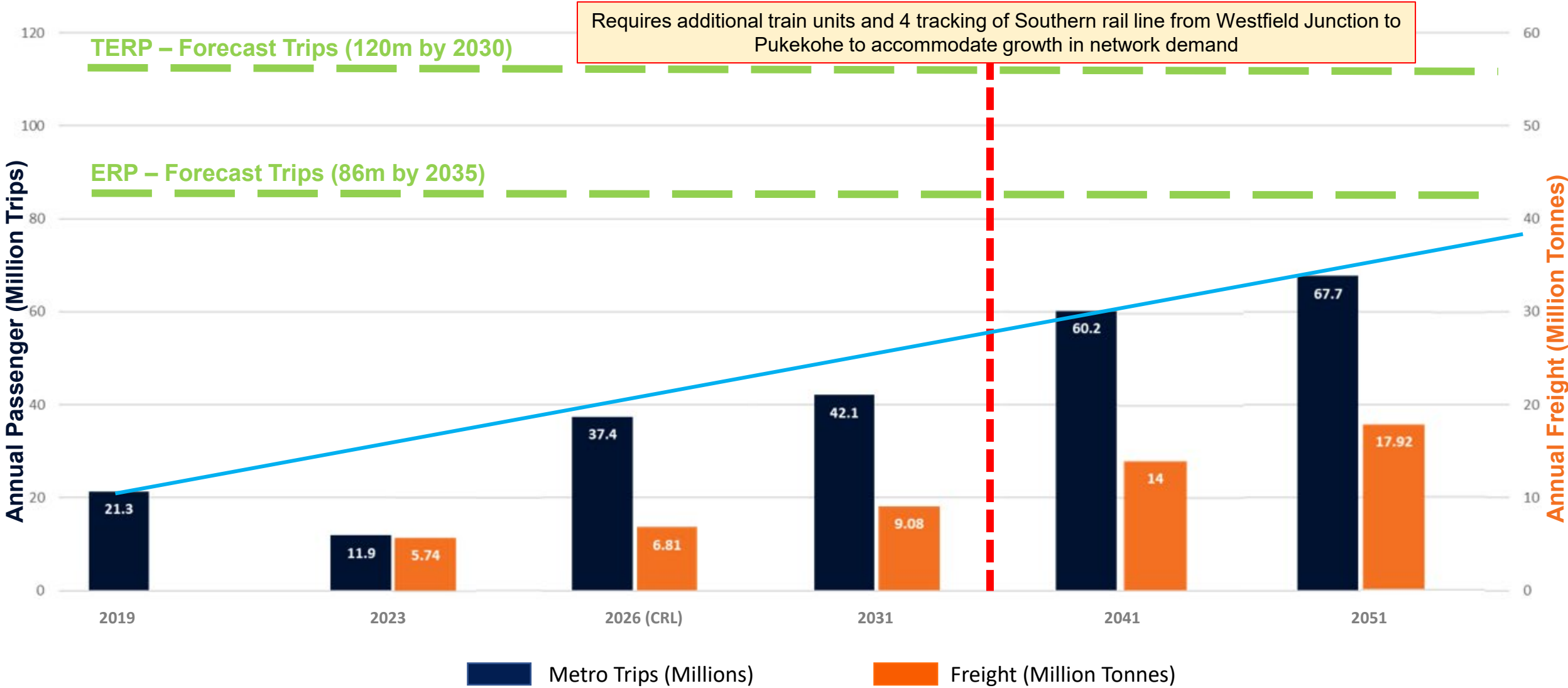
Bringing electric trains to Pukekohe

- Extending the overhead power system from Papakura to Pukekohe
- Upgrading the existing track, signals and level crossings across this 19km section of the Southern Line
- Redeveloping Pukekohe Station to support growth.

Pukekohe Railway Station



But we still need to grow – 30 Year Forecast




Current investments get us to late 2020's. Further investment is required to meet growth forecasts and maximise current investment

Rail PBC - A 30-year vision

To provide a resilient mixed network, which enables growth, integrates and provides the capacity for mass transit for Auckland's Rapid Transit Network, regional passenger demand and national freight supply chains.

This will enable rail to do its share in reducing net carbon emissions from transport activities and enabling faster, more efficient and frequent services while supporting continued and sustainable economic growth.



What the 30 year plan will achieve

- Greater resilience, capacity and connectivity as passenger and freight won't have to share the inner-city network
- Reduction in carbon emissions/air pollution
- Reduced journey times through the introduction of express trains
- Decongestion of the road network (local roads and state highways)
- Improved safety
- More efficient logistics for freight
- Fewer delays to freight and passenger services
- Fewer planned and unplanned cancellations of passenger and freight services
- Fewer speed restrictions meaning more reliable journey's for passengers and freight customers.



Providing for more services

Investing in and improving the basics

Upgrade signals and improve train operations to create a safer and more efficient network

New equipment and plant for maintaining the network to deliver quicker and better levels of service

Additional fleet, depots and stabling to provide for RTN services peak, off-peak, express trains and express 9-car services.



Providing for more services – Station Upgrades

- Investment in improved stations will improve customer experience and provide for increased patronage and growth across the network.
- Improvements in railway stations will support urban growth and regeneration, driving improved local economic benefits/ growth, by responding to local growth priorities.
- Station platforms will be rebuilt to accommodate additional track and future 9 car train lengths, and support increased accessibility, and improve local and wider network connectivity.



Providing for more services – Level Crossings

- More train services result in barriers being down for longer
- With crossings closed for longer periods people take greater risks
- Level crossings will need to be removed as freight and passenger train frequencies increase.

Options include:

- Removing Level Crossings by road closure, or grade separation
- Providing pedestrian and cycle access only
- Grade separated connections that better serve communities



Providing for more services – Additional Track

Additional track is required to accommodate:

- RTN frequency and reliability on metro trains
- Express metro trains from Pukekohe to Central City
- Freight train growth particularly from Port of Tauranga, Northport and Port of Auckland

Options have been explored with the following areas showing the most effective outcomes

Westfield Junction to Pukekohe: Southern line-busiest section of rail with continued growth in metro, freight and interregional needing 4-tracks.

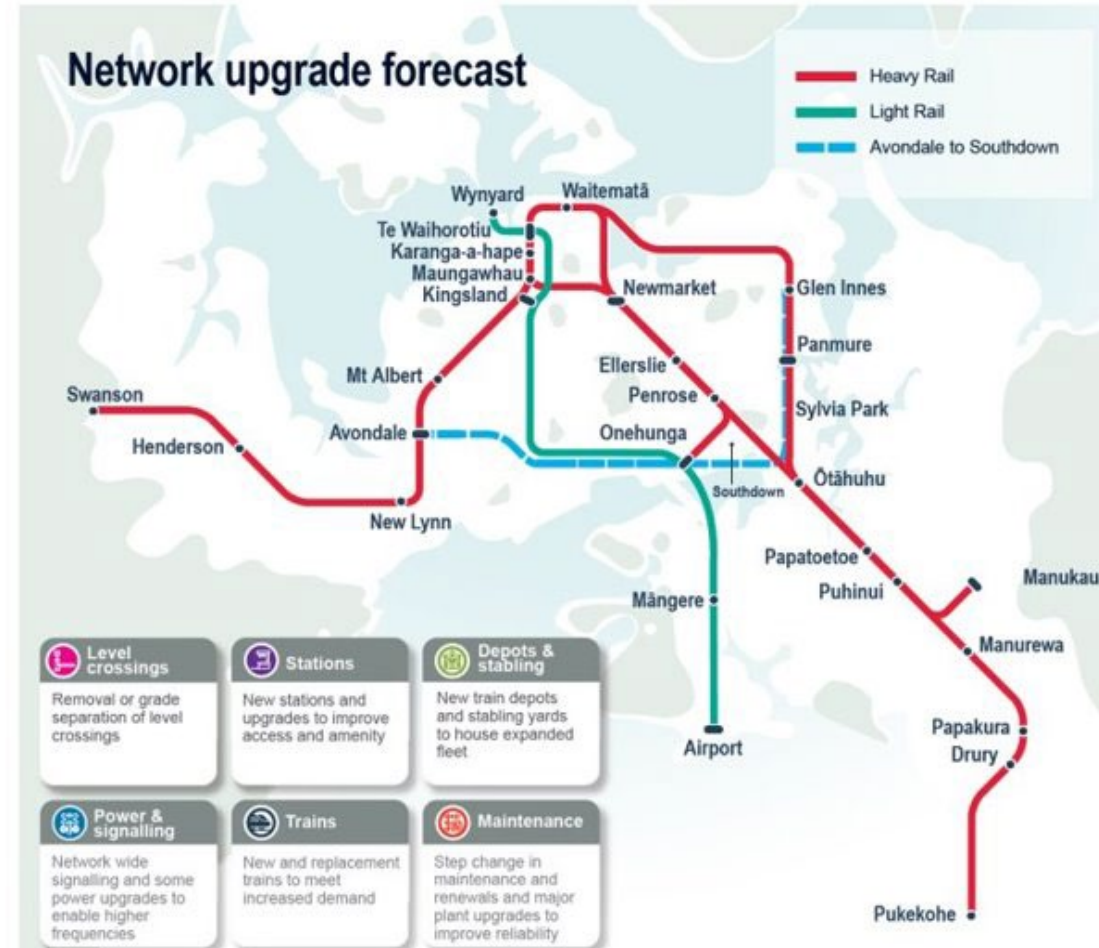
Avondale to Southdown line: New cross-town link connecting existing lines and a key enabler of both passenger and freight growth, as well as overall network reliability and resilience



Providing for more services – Cross Town

Cross town route – Avondale to Southdown line

- Designated corridor adjacent to SH20 and through Onehunga since 1950's and owned by KiwiRail
- Identified as cross town RTN route and strategically important to free the inner city network for passengers, enabling frequent and fast services especially from the south as well as improving reliability and resilience throughout the network – whilst also maintaining an efficient national freight and logistics network
- Connects to existing rail lines providing a more integrated network
- The alternative is widening rail corridors in the inner network, including through Newmarket – but this would be extremely challenging and expensive, and would not provide the resilience and connectivity benefits that a new corridor offers.



Factors shaping our future network



Port locations and distribution of freight

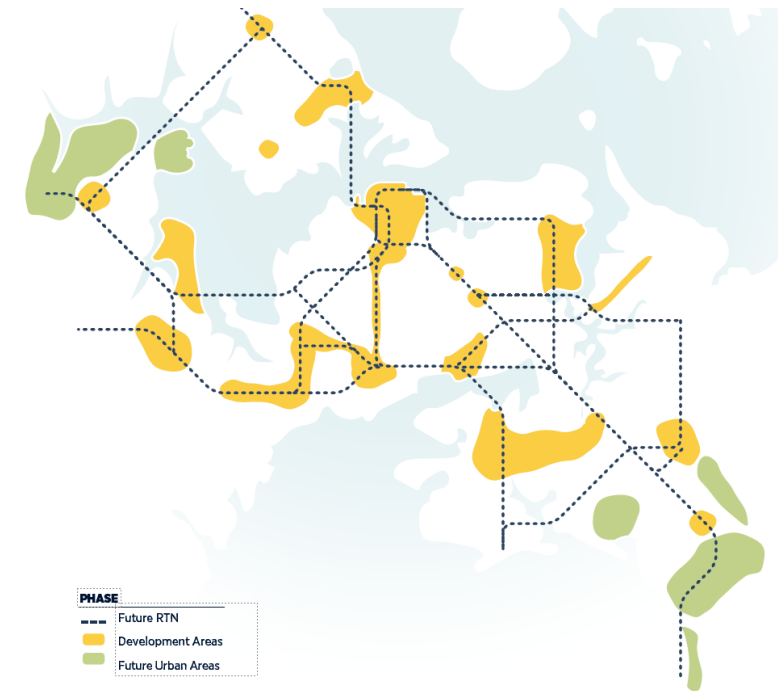
Reduce reliance on cars and support people to walk, cycle and use public transport



Begin work now to decarbonise heavy transport and freight

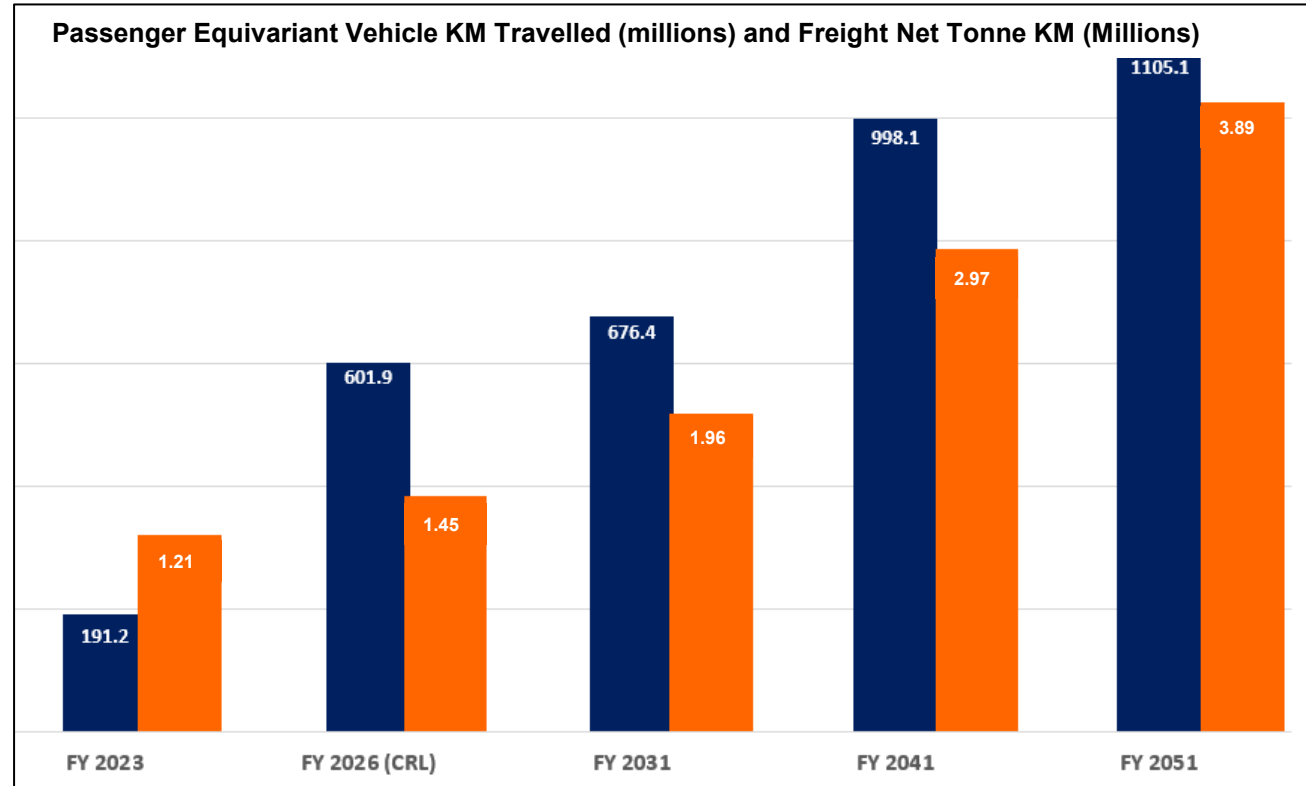
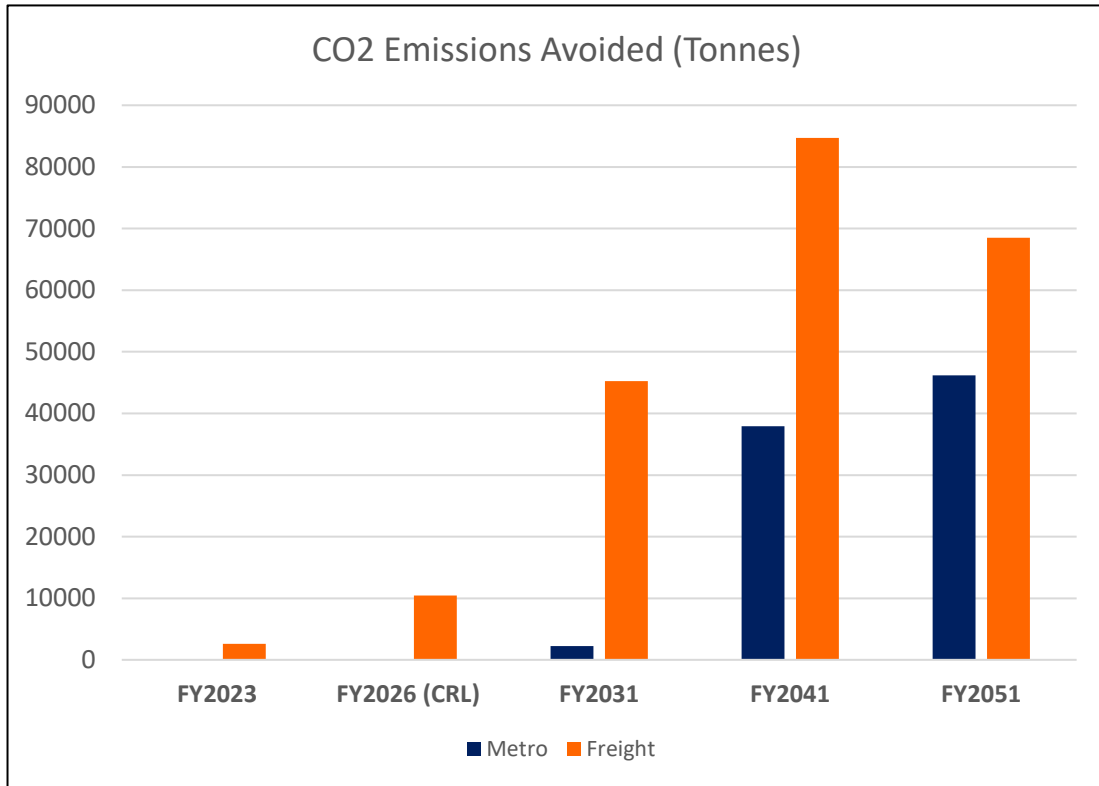


Decarbonisation and emission reduction



Land use zoning and accommodating growth

Emission reductions and increased travel on rail



■ Metro ■ Freight

Note: above freight metrics only take in the portion of rail freight journeys that are inside the Auckland boundaries. The emissions avoided and NTKms across the full journey are significantly higher.

Key takeaways

- The PBC is a long-term future look at how to maximise the potential of Auckland's rail network and ensure it does not form a bottleneck to the country meeting our economic or emissions goals.
- No investment pathway into rail would mean freight and passenger demand is met by road-based transport with higher emissions, congestion and other negative externalities.
- The Programme Business Case is working its way through various rounds of feedback and approvals. It is not yet funded or adopted by the Ministry of Transport.
- Timeframes for construction/delivery span 10-30 years ahead.
- We are making informed proposals for what we consider to be the most effective long-term solutions.

Next steps and feedback



- How to provide feedback – informal/formal – dates
- Supporting the Programme Business Case – channels/options
- Approval process for the Programme Business Case

Discussion and Questions

