

# Ngā Pōti ā-Taiohi

# Youth oting

## Lesson Six

### Elections and representation

### Ngā Pōtitanga me ngā Kaitono



# CONTENTS

## *Rārangi Kaupapa*

### **Lesson Six – Elections and representation**

#### *Akoranga Tuaono – Ngā Pōtitanga me ngā Kaitono*

##### **Activity One – Who is standing for mayor, councillors and local board this year?**

*Mahi Tuatahi – Ko wai e whakataetae ana kia tū hei koromatua, hei kaikaunihera, hei māngai poari ā-rohe i tēnei tau?*

Tātaki Kaiako .....3

Whārangi Mahi Ākongā ..... 4

##### **Activity Two – What makes a successful candidate?**

*Mahi Tuarua – Mā te aha te kaitono e angitū ai?*

Tātaki Kaiako ..... 8

Whārangi Mahi Ākongā .....10

##### **Activity Three – Let’s vote**

*Mahi Tuatoru – Me tuku pōti tātou*

Tātaki Kaiako ..... 11

Whārangi Mahi Ākongā .....14

##### **Electoral roll**

*Rārangi Pōti*

Rārangi Pōti .....16



# ACTIVITY ONE – WHO IS STANDING FOR MAYOR, COUNCILLORS AND LOCAL BOARD THIS YEAR?

*Mahi Tuatahi – Ko wai e whakataetae ana kia tū hei koromatua, hei kaikaunihera, hei māngai poari ā-rohe i tēnei tau?*

Curriculum	Achievement Objectives
Social Studies	<p><b>Level 4</b></p> <ul style="list-style-type: none"> <li>Understand how the ways in which leadership of groups is acquired and exercised have consequences for communities and societies.</li> </ul>
The Literacy Learning Progressions	<p><b>By the end of Year 8 Reading</b></p> <p>When students at this level read, respond to, and think critically about texts, they:</p> <ul style="list-style-type: none"> <li>use appropriate skills and technologies to locate and use a range of texts for specific purposes.</li> <li>increasingly control a repertoire of comprehension strategies that they can use flexibly and draw on when they know they are not comprehending fully, including such strategies as:</li> <li>gathering, evaluating, and synthesising information across a small range of texts.</li> </ul>

Ka hiahia urunga koe ki te ipurangi mō tēnei mahi.



TEACHER  
LESSON SIX

ACTIVITY ONE

## Tukanga:

I roto i tēnei mahi ka rangahau ngā ākonga ko wai ka tū hei koromatua, hei kaikaunihera, hei mema mō te poari ā-rohe. Me whaiwāhi atu ngā ākonga ki ngā hangarau hei whakakapi i ngā tūāhua tūtohi whakahaere katoa. Ka kitea ngā pārongo e pā ana ki ngā kaitono i te pae tukutuku e whai ake nei:

### [Pae tukutuku Vote Auckland](#)

Ka pai te whakakoti a ngā ākonga i te tūtohi kotahi i ngā mea e toru rānei. Ka taea ēnei ki te mahi takitahi, mahi ā-rōpū, hei mahi kāinga rānei.

Ko ēnei ngā tūtohi:

- Ko wai kei te tū hei koromatua?
- Ko wai kei te tū hei kaikaunihera i tō takiwā?
- Ko wai kei te tū mō tō poari ā-rohe?



Ingoa:

## ACTIVITY ONE – WHO IS STANDING FOR MAYOR, COUNCILLORS AND LOCAL BOARD THIS YEAR?

*Mahi Tuarua - Mā te aha te kaitono e angitū ai?*

I roto i tēnei mahi ka rangahau koe ko wai ka tū hei koromatua, hei kaikaunihera, hei mema mō te poari ā-rohe. Pānuitia ngā pārongo i runga i te [pae tukutuku voteauckland](#). Kātahi ka whakaoti i ngā tūtohi e whai ake nei.

Whakapā atu ki te pae tukutuku ahakoa te rahi o tō hiahia. Mā tō kaiako e hoatu ngā tohutohu ko ēhea o ngā tūtohi hei whakaoti.



LESSON SIX

ACTIVITY ONE



## Ko wai kei te tū hei koromatua?

I roto i tēnei akoranga ka rangahau koe ko wai e tū ana hei koromatua i tēnei tau.

Mā te whakamah i te rorohiko, he pūrere atu anō rānei, whakautua ngā pātai e whai ake nei:

Tokohia ngā kaitono kei te tū hei koromatua?

---

He aha ngā kaupapa e wānangatia ana e ngā kaitono?

•

---

---

•

---

---

•

---

---

•

---

---

---

Ko tēhea/ēhea kaitono kei te tautoko i ngā kaupapa e whaitake ana ki a koe?

---

---

---

---

Tuhia te kaitono ki ō whakaaro ka pōtitia e koe:

---

---

---

---

## Ko wai kei te tū hei kaikaunihera i tō takiwā?

Tekau mā toru o mātou takiwā me ngā kaikaunihera rua tekau kei roto o Tāmaki Makaurau (karekau te koromatua i roto nei).  
Kei tēhea takiwā tō kura?

---

Tokohia ngā kaikaunihera ka taea te pōtitia i tō takiwā?

---

Tokohia ngā kaitono ka āhei koe ki te pōti i roto i te takiwā o tō kura?

---

He aha ngā take kei te whakakaupapatia e ngā kaitono?

•  

---

---

---

•  

---

---

---

•  

---

---

---

Ko tēhea/ēhea kaitono kei te tautoko i ngā kaupapa e whaitake ana ki a koe?

---

---

---

Tuhia te mea ki ō whakaaro ka pōtitia e koe:

---

---

## Ko wai kei te tū mō tō poari ā-rohe?

Rua tekau mā tahi ngā poari ā-rohe.  
Kei roto i tēhea poari ā-rohe tō kura?

---

Tokohia ngā mema poari ā-rohe ka taea te pōti ki tō poari.

---

Tokohia ngā kaitono ka taea e koe te pōti i roto i te takiwā o tō kura?

---

He aha ngā take kei te whakakaupapatia e ngā kaitono?

•

---

---

•

---

---

•

---

---

•

---

---

Ko tēhea/ēhea kaitono kei te tautoko i ngā kaupapa e whaitake ana ki a koe?

---

---

Tuhia te mea ki ō whakaaro ka pōtitia e koe:

---

---

---

---

## ACTIVITY TWO – WHAT MAKES A SUCCESSFUL CANDIDATE?

*Mahi Tuarua – Mā te aha te kaitono e angitū ai?*

Curriculum	Achievement Objectives
Social Studies	<b>Level 4</b> <ul style="list-style-type: none"><li>Understand how the ways in which leadership of groups is acquired and exercised have consequences for communities and societies.</li></ul>
The Literacy Learning Progressions	<b>By the end of Year 8 Reading</b> <p>When students at this level read, respond to, and think critically about texts, they:</p> <ul style="list-style-type: none"><li>use appropriate skills and technologies to locate and use a range of texts for specific purposes.</li><li>increasingly control a repertoire of comprehension strategies that they can use flexibly and draw on when they know they are not comprehending fully, including such strategies as:<ul style="list-style-type: none"><li>gathering, evaluating, and synthesising information across a small range of texts.</li></ul></li></ul>

Ka hiahia urunga koe ki te ipurangi mō tēnei mahi.



### Tukanga:

Me whaiwāhi atu ngā ākonga ki te tuhinga e whai ake nei mō tēnei mahi:

[Candidate Booklet Elections 2019](#)

Ko ngā whārangi 7, 9, 11, 12, 15 me te 17 ngā whārangi hei taituarā i tēnei mahi.

- Me nama ngā wāhanga. Me whiwhi ia ākonga i tāna anō kape o te tuhinga e pānui ana rātou.
- Whakarōpūtia ngā ākonga ki o rātou rōpū “kāinga” (me kī kia whā ngā ākonga), hoatu he nama, ka whakahau i a rātou ki te pānui i te wāhanga o te tuhinga e hāngai ana ki a rātou nama.
- Ka mutu tā rātou pānui i tā rātou wāhanga, ka tūtaki ngā ākonga ki ērā o ngā rōpū kāinga kua pānui i te wāhanga ōrite (hei taurira: ka tūtaki ngā nama toru ki a rātou anō, ā, haere tonu).
- Ka wānanga ngā ākonga i te wāhanga kua pānuitia e rātou ki te whiriwhiri i ngā tohutohu matua i roto i te tuhinga ka whakatūturu kei runga rātou i te waka kotahi. Koia nei kua riro ko ēnei ākonga hei “tohunga” mō tērā wāhanga o te tuhinga.
- Ka hoki ngā ākonga ki ō rātou rōpū kāinga ki te whakawhitihiti kōrero ki ētahi o ngā mema. He mea waiwai ngā pārongo ka riro mai i ia mema o te rōpū kia mārama ai rātou katoa i te ia o te tuhinga.



TEACHER  
LESSON SIX

ACTIVITY TWO





Whārangī 7 Rōpū Tahī	He tirohanga whānui o tō tātou Tāmaki Makaurau.
Whārangī 9 Rōpū Rua	Pōtitanga Te Kaunihera o Tāmaki Makaurau – He whakataha
Whārangī 11 me te 12 Rōpū Toru	He mema kua pōtitia
Whārangī 15, 16, 17 Rōpū Whā	Te Koromatua Te Rōpū Whakahaere

Kupu Tāpiri: Whakamaumaharatia ngā ākonga ki ngā mahi i oti i te akoranga tuawhā e pā ana ki tō rātou poari ā-rohe me te tūtohi whakahaere e pā ana ki ngā hoahoa a te poari ā-rohe mō anamata.



TEACHER  
LESSON SIX  
ACTIVITY TWO

Ingoa:

## ACTIVITY TWO – WHAT MAKES A SUCCESSFUL CANDIDATE?

### *Mahi Tuarua - Mā te aha te kaitono e angitū ai?*

Lesson Six is a research lesson for you to learn more about the candidates standing for mayor, ward councillors and local board members.

You'll complete this research as a group. Your teacher will provide you with a "home group", and the section of reading that you will be responsible for sharing back to your "home group."

Use the template to capture your thinking.

Whārangi 7 Rōpū Tahī	He tirohanga whānui o tō tātou Tāmaki Makaurau.
Whārangi 9 Rōpū Rua	Pōtitanga Te Kaunihera o Tāmaki Makaurau – He whakataha.
Whārangi 11 me te 12 Rōpū Toru	He mema kua pōtitia.
Whārangi 15, 16, 17 Rōpū Whā	Te Koromatua Te Rōpū Whakahaere

## ACTIVITY THREE – LET’S VOTE

### Mahi Tuatoru - Me tuku pōti tātou

Curriculum	Achievement Objectives
Social Studies	<b>Level 4</b> <ul style="list-style-type: none"><li>Understand how the ways in which leadership of groups is acquired and exercised have consequences for communities and societies.</li></ul>
Activity - Voting Online	<b>Procedure</b> <ul style="list-style-type: none"><li>Finally, the students will be able to take all that they have learnt from the previous lessons and cast their votes. In order to do this, the students will need to follow the instructions given.</li></ul>

Ka hiahia urunga koe ki te ipurangi mō tēnei mahi.



#### Tukanga:

Ka taea e tō akomanga ki te mahi i a rātou anō pōti:

Tēnā koa whāia ngā tohutohu i raro ake nei e pā ana ki te Rā Pōtitanga.

- I ngā ākonga e kuhu ana ki te teihana pōti he mea nui kia matohutia o rātou ingoa i te rārangi pōti.
  - Pātaitia o rātou ingoa
  - Matohutia he raina ki o rātou ingoa mā te pene whero.
  - Hoatu he tatai pōti tuihono i roto i tētahi kōpaki kati, ka tuhi i te nama i mua o te tatai ki te taha o ō rātou ingoa i runga i te rārangi pōti.
- Ka whakawhiwhia ngā ākonga ki a rātou tatai pōti tuihono i roto i tētahi kōpaki kati me ō rātou tautuhi hei takiuru ki te pōti.
- Me ārahi ngā ākonga ki te rorohiko tūtata e wātea ana, kia pai ai tā rātou whakamahi i ō rātou tautuhi mai i a rātou tatai pōti tuihono hei pāwhiri, hei pōti tūmataiti.

Ka whakamaumahara i ngā ākonga kia hokia a muri ki te pānui anō i ā rātou pārongo kua whakaemihia e rātou mō ngā kaitono ki tē whakaū i ā rātou whakataunga. He aha ngā kaupapa i whaitake ki a rātou? I whakatutukitia anō e ngā kaitono aua kaupapa?

TEACHER  
LESSON SIX

ACTIVITY THREE



## He whakamaumahara ki ngā ākonga:

Ka whiwhi pepa pōti mai i te mēra ngā pākeke kua rēhita ki te pōti ā te Rāpa 25 Mahuru 2019.

Ka kī i ā rātou ā rātou pepa pōti ka raua ki te kōpaki kua utua kē, kātahi ka whakahoki atu anō. Ka taea anō hoki tā rātou kōpaki ki te rau ki te pouaka pōti kei ngā whare pukapuka.

Me tuku ā ratou pepa pōti i mua o te Rātū 8 Whiringa ā Nuku 2019 kia tae tika ai ki te āpiha Pōtitanga.

Ki te kore tēnei e tutuki, ka taea tonu te pōti mā te rau i ā rātou kōpaki ki tētahi o ngā pouaka pōti i mua o te poupoutanga o te rā Rāhoroi 8 Whiringa ā Nuku 2019.

Ka whakahautia ngā pākeke kua whakauru ki te tuku i a rātou pōti mō:

- te koromatua
- kotahi, e rua rānei o ngā kaikaunihera mai i tō rātou takiwā
- e rima ki te iwa ngā mema poari ā-rohe mai i tō rātou takiwā.
- mema mō te poari hauora ā-takiwā.
- ngā mema kaitiaki raihana mehemea e noho ana rātou i tētahi o ngā rohe raihana



## He pēhea te mahi a te pōti

E rua ngā huarahi e tuku ai rātou i ā rātou pōti i roto i te pōtitanga nā te mea e rua ngā pūnaha pōti rerekē e whakamahia ana.

### Mua Kai Kai (FPP)

I roto i te FPP ka kōwhiri ngā kaipōti i te kaitono e hiahia ana rātou mā te tohu tika i te pāka, ko te kaitono me te maha o ngā pōti ka wikitōria.






Ka pōti katoatia te koromatua, ngā mema poari ā-rohe me ngā mema kaitiaki raihana mā tēnei āhuatanga.

### Whakawhitinga Pōti Tapatahi (STV)






I roto i te STV ka whakarārangitia e ngā kaipōti ngā kaitono ki ngā mea e pai ana ki a rātou mā te tuhi nama ki te taha o ō rātou ingoa i runga i te pepa pōti. Ka taea e koe te whakarārangi katoa i ngā kaitono ētahi noa iho rānei.

Koi nei te āhuatanga pōti i ngā mema o te poari hauora ā-rohe.

### MUA KAI KAI (FPP)

					
TOHU TIKAHIA TE KŌWHIRINGA E PAI ANA KIA KOE	<input type="checkbox"/>	<input type="checkbox"/>	<input checked="" type="checkbox"/>	<input type="checkbox"/>	<input type="checkbox"/>

### Whakawhitinga Pōti Tapatahi (STV)

					
TUHIA NGĀ NAMA KI KONEI	<input type="text" value="2"/>	<input type="text" value="3"/>	<input type="text" value="1"/>	<input type="text" value="5"/>	<input type="text" value="4"/>

TEACHER  
LESSON SIX  
ACTIVITY THREE

Ingoa:

## ACTIVITY THREE – LET’S VOTE

### *Mahi Tuatoru - Me tuku pōti tātou*

Kātahi rā! Kua whaiwāhi koe ki te titiro whakamuri ki ngā pārongo katoa kua whakemihia e koe mō ngā kaitono hei whakaū i tō whakataunga. He aha ngā kaupapa i whaitake ki a koe? I tirohia anō e ngā kaitono aua kaupapa? Kia mahara koe, tae ana koe ki te tekau mā waru te pakeke he whaimana tō pōti.

Kāore he kaupae kāwanatanga i Aotearoa nei i tua atu i tō kaunihera e whaiwāhi atu ana ki tō hapori.

He maha ngā ratonga e whakahaeretia ana e Te Kaunihera o Tāmaki Makaurau penei i ngā parae ā-rohe, ngā pokapū hapori me ngā ikiiki.

He whaitake te pōti i ngā pōtitanga ā-rohe mehemea e pai ana ki a koe ngā āhuatanga pēnei i te:

- Kounga o te wai mai i tō kōrere me o tapātai ā-rohe.
- Whakahaumarū i te hīkoi me te eke pahikara i Tāmaki Makaurau.
- Pai o ngā wāhi pārekareka mō ngā tamariki i ō koutou parae ā-rohe
- Mōhio he maha ngā mahi ahurea me ngā tauwhāinga tākaro e pātata ana ki a koe.
- Pai o ngā rēti e utu ana koe te pai hoki o ngā ratonga me ngā rawa e utu ana rātou.
- Maha atu anō o ngā mea pēnei i te wātaka pahi, te whakamātau mehemea e tika ana te whakatū i ngā whare, ngā ture hauora o ngā whare kai, ngā raihana hoko waipiro, ngā mahi toi tūmatanui me ngā ture kihea whakahīkoi ai i tō kurī.



Me whakaharatau tātou! E whai i ngā tohutohu nei kia whai wheako ai koe ki te pōti:

Ki te pōti

- Me whakatūturu kua matohutia tō ingoa i runga i te rārangi pōti e te Kairēhita i ngā Kaipōti.
- Kia whiwhi i tētahi kōpaki kati kei roto o rātou tautuhi hei pāwhiri ki te pōti.
- Ki te whai i ngā tohutohu kei roto i te kōpaki kati
- Me Pōti!
- Kua e wareware ki te whakatutuki i te puka tuihono arotakenga mutunga pōti.

Kia maumahara:

- Ko tō pōti nāu anō. He taihara kia pēhia kia whakaaweawetia koe mā te whakatumā me te whakapatipati, Ahakoa e whakatau ana te ture kia whakauru koe ki te pōti ka eke koe ki te tekau mā waru te pakeke, he pai noa tō kore e potī – nāu te whakatau.
- He whitake tō pōti: he āhuatanga e whaiwāhi ai koe ki te whakapuaki i o whakaaro.
- Me pōti! Mā tēnei kua uru o whakaaro ki te whakataunga.
- He muna tō pōti: he tika kia kua tētahi e mōhio i pōti koe mō wai, mō te aha. Mehemea he pura koe he hauā rānei ki te tuku i tō pōti, ina ka taea te tiki i tētahi tangata e pono ana koe hei āwhina i a koe.
- He whitake tō pōti: kāore he tangata e kite ana i ngā mea e kite ana koe nā reira he whitake tō potī. Ata whakaarotia ngā kaupapa ka pōti mō te/ngā kaitono e whakakanohi ana i o whakaaro.

Kei roto i te akoranga 7 kua taea e koe te whakatirite i tō pōti ki ngā pōti a te iwi whānui.



# RĀRANGI PŌTITANGA

*Rārangi Pōti*

Ingoa o Te Kura

	Nama Rēhita	Ingoa Tuatahi	Ingoa Whānau
1.			
2.			
3.			
4.			
5.			
6.			
7.			
8.			
9.			
10.			
11.			
12.			
13.			
14.			
15.			
16.			
17.			
18.			
19.			
20.			
21.			
22.			
23.			
24.			
25.			
26.			
27.			
28.			
29.			
30.			
31.			
32.			
33.			
34.			
35.			
36.			
37.			
38.			
39.			
40.			





Mō te roanga atu o ngā kōrero: whakapā atu ki [voteauckland.co.nz](http://voteauckland.co.nz)  
īmēra atu rānei ki [elections@aucklandcouncil.govt.nz](mailto:elections@aucklandcouncil.govt.nz)