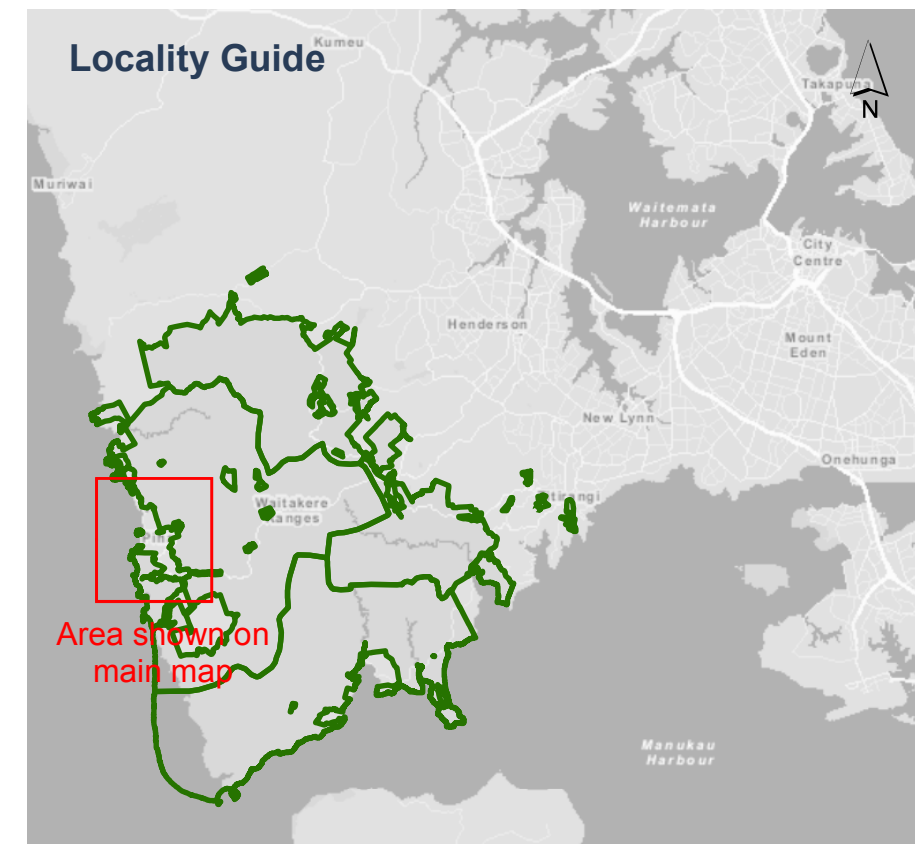
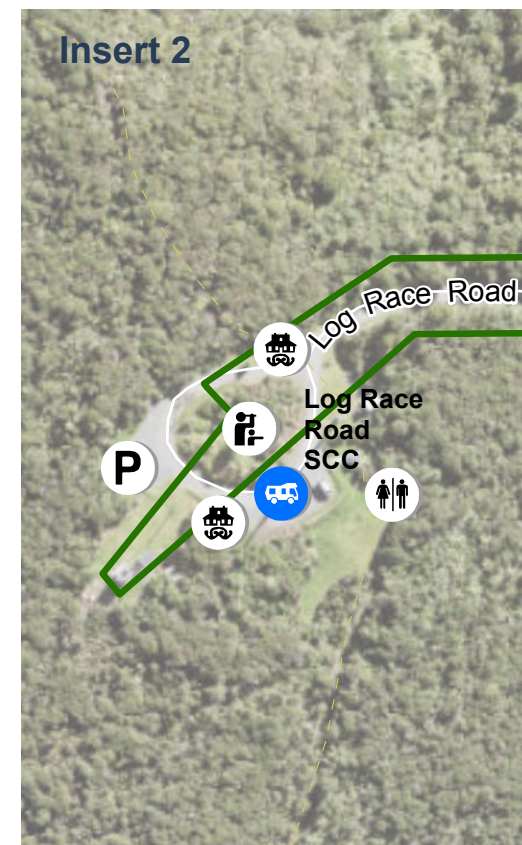
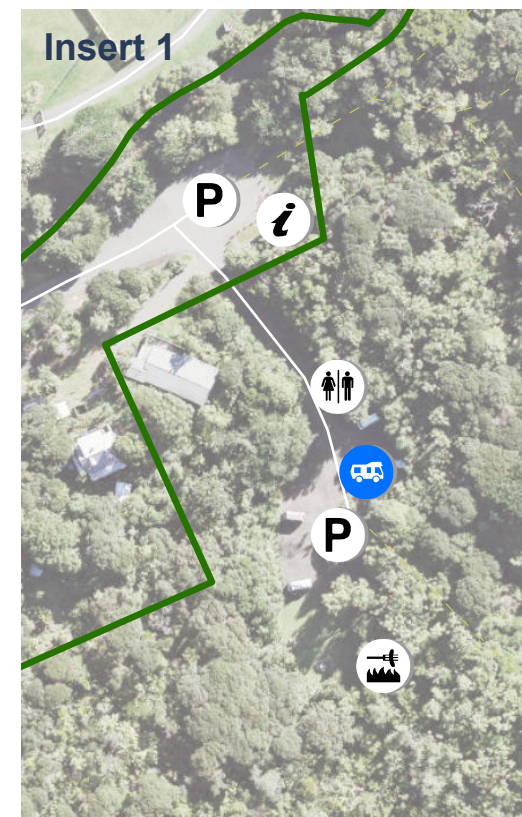


1:22,000



- |  |   |  |              |
|--|---|--|--------------|
|  | Self-containment Certificate (SCC) carpark    |  | Information  |
|  | Self-containment Certificate (SCC) campground |  | Lookout      |
|  | Event site                                    |  | No dogs      |
|  | Gate  |  | Parking      |
|  | Authorized vehicle access                     |  | Playground   |
|  | Barbecue                                      |  | Shelter      |
|  | Electric Barbecue                             |  | Shower       |
|  | Camping                                       |  | Tennis court |
|  | Drinking water                                |  | Toilets      |
|  | Historic site                                 |  | Park Extent  |

Piha  
Waitākere Ranges Regional  
Park

Scale @ A3  
= VARIABLE  
Date Printed:  
7/06/2018

