










-  Camping
-  Gate
-  Bach
-  Bird colony
-  Information
-  No dogs
-  Parking
-  Toilets
-  Park Extent

**Whatipū
Waitākere Ranges Regional
Park**

Scale @ A3
= VARIABLE
Date Printed:
29/05/2018