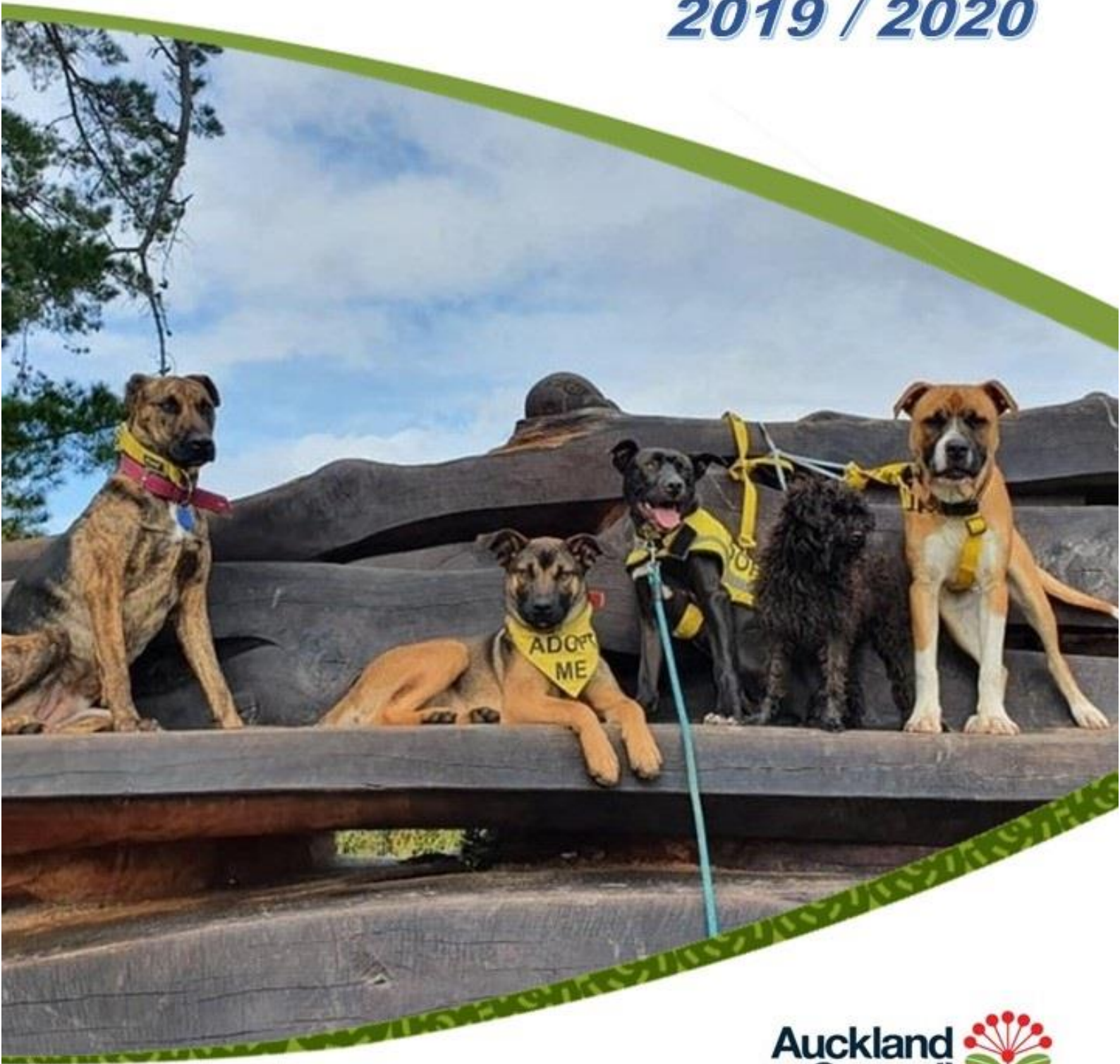


Animal Management

ANNUAL REPORT

2019 / 2020



Mihi

Toko ake rā e koutou o te ngākau māhora,
o te hinengaro māhaki,
o te whakaaro nui,
o te wairua atawhai.

Tukua hei a tātou ngā reo mō te wahangū
me te piringa ā-mahue noa.

Koutou i huakina ai ngā tatau o kāinga-rua
ki ngā mōkai a kāinga-tahi
kua kāwhakina ki tāhaki
e whakaaro kore rāua ko manawa poto.
Ki a koutou, ā mātou mihi
me ā mātou whakamānawa.

Tēnei mātou te toro atu nei ki a koutou,
kia kotahi mai tātou ki te kawē ake
i te mānuka e piki ai te mātauranga,
e āhuru ai te noho a o tātou hapori
i ngā mōreareatanga o te kīrehe mohoa
me te mea anō hoki e piki ai
te aronui o te iwi ki ngā kawenga o te tiaki kurī.

E hora ake nei ko tā mātou pūrongo
mō ngā mahi i oti me ngā arohanga
ki ngā mea hei kawē ake ā ngā ra e tū mai nei.
Mauri ora ki a koutou katoa.

Welcome to all you of open heart,
humble mind,
kind thought
and caring spirit.

Let us be voices for the voiceless
and give shelter to the abandoned.

To you who gave a second home
to pets of those who cared less
the pets cast out
by negligence and short-term affection.
To you, we express our thanks
and gratitude.

Again, we reach out to you all,
to act together and help us meet
the challenge that is to increase education,
so that our communities are safe
from the dangers of wayward animals
and to inform
the people of their obligations to dog ownership.

The following is our report
of the work that has been completed already
and the work that is yet to be done.
Greetings to you, one and all.

Contents

Executive Summary	4
Part 1: Introduction	7
1.1 Purpose of the Annual Report	7
1.2 Arrangement of the Report.....	7
1.3 Policy on Dogs 2019 & Dog Management Bylaw 2019.....	7
1.4 Our Services	8
1.5 Animal Management Structure – Our Teams	9
Part 2: Policy Objectives	11
2.1 Registration and Classification	11
2.2 Responsible Dog Ownership	12
2.3 Dog Access Principles.....	13
2.4 Monitoring Measures of Success	13
Part 3: Service Delivery and Activities	14
3.1 Education.....	14
3.2 Animal Shelter Services	15
3.3 Field Services	17
3.4 Nuisance Issues.....	18
3.5 Dealing with COVID-19	19
3.6 Supporting Other Agencies	20
Part 4: The Auckland Region – our people and their dogs	21
4.1 Dog owners in Auckland.....	21
4.2 Dogs in Auckland	21
Part 5: Dog Control Statistics – 1 July 2019 to 30 June 2020	23
5.1 Registrations	23
5.2 Classifications	23
5.3 Requests for Service (RFS).....	24
5.4 Enforcement.....	25
5.5 Animal Shelters	27

Executive Summary

This is the Auckland Council Animal Management annual report on dog control activities during the period 1 July 2019 to 30 June 2020, as required by section 10A of the Dog Control Act 1996.

The 2019-2020 registration year proved to be remarkably different from the previous year. Our team's routine work was significantly affected during part of the year by the COVID-19 lockdown period and the progression through the subsequent lower alert levels.

Total dogs

As the Auckland region continues to grow, the 2019-2020 registration year has seen a 1.4% increase in the total number of known dogs in Auckland, which has gone from 110,969 in the previous year to 112,530 in this year – an increase of 1,561 dogs.

Our ongoing focus on dog registration compliance has achieved a 94.4% success rate, which is 1.7% lower than the previous year. This result may be partially attributed to the temporary closure of all service centres, animal shelters, and other places of registration during part of the year, but also to less proactive measures taken due to the lockdown.

Harm caused by dogs

The highest priority for our team is still to keep all Aucklanders and visitors to our city safe from harm caused by dogs. The fantastic effort by our field services teams has seen a reduction in all aggression-related incidents, with 31 fewer attacks on people, and 48 fewer attacks on other animals.

This is a total reduction of 4.7% on all dog attacks. Incidents where dogs behaved aggressively to people or other animals, but didn't result in an attack, also decreased by 6% from 1,649 in the previous year to 1,547 this year.

New Policy and Bylaw

On 1 November 2019, the new Policy on Dogs 2019 and the Dog Management Bylaw 2019 came into effect. The aim of the new policy and bylaw were mostly to create regionally consistent rules and controls for multiple-dog ownership, 'time and season' rules for dog access in public places, and new rules for some of our regional parks.

High-risk dogs

It is a high priority for our team to get full compliance from dog owners with high-risk dogs, which includes menacing and dangerous dogs. At the end of the registration year, a total of 4,745 dogs were classified as menacing, and 26 dogs were classified as dangerous. This is an increase of 7.7% in menacing dogs, but a 10.3% reduction in dangerous dogs.

Overall compliance with the neutering requirement for all menacing and dangerous dog classifications has decreased by 3.3% from the previous year.

This result can likely be attributed to the closure of most veterinary clinics during the lockdown period, as well as the temporary suspension of the council's subsidised neutering campaign.

Dealing with COVID-19

As essential workers, our field and shelter teams had to find new ways of interacting with customers and other stakeholders, while also keeping their own health and safety a top priority.

Our frontline officers had to wear all required PPE and abide by all safety guidelines during the course of their duties. The majority of dogs that were impounded after been found roaming were returned to their owners, rather than taken to a shelter.

From the start of the lockdown period, no enforcement action was taken against dog owners who could not comply with the neutering requirement of a menacing dog classification due to the unavailability of veterinarians. The reprieve period was extended until the end of the financial year, which caused a result in overall compliance that is 2.8% lower than the target set for the year.

All our animal shelters were closed to the public, but shelter staff continued to provide the best possible care for all dogs and other animals in the shelters, and also very effectively utilised this time to finish outstanding projects and maintenance at the shelters.

During level 3, the shelter staff also put measures in place to keep them and the public safe, and they implemented 'contactless' dog returns at the shelter to reunite dogs with their owners in a safe way.

The Barking Complaints team continued to provide advice and assistance to dog owners and complainants during the lockdown period. Other Animal Management specialists also continued to support the team remotely, using various online platforms and tools.

Field services

Field officers responded to 24,636 requests for service during the year, which is 11% lower than the previous year. However, our field teams substantially increased their proactive work relating to beaches, parks, reserves and other public places, and visits to these areas increased from 1,202 to 2,943 – an increase of 145% from the previous year.

The majority of proactive beach patrols during the summertime was conducted by interns, whose services were funded by the Ministry of Business, Innovation and Employment (MBIE).

Shelters

A total of 5,492 dogs were impounded this year in the Auckland animal shelters. This is a decrease of 19% from the previous year.

A total of 372 dogs were adopted from our shelters, which is another fantastic result. The majority (68%) of all impounded dogs were returned to their owners.

Barking team

Nuisance barking complaints had a sharp decline at the start of the lockdown – this is believed to be due to the fact that most dog owners were home and able to control their dogs better.

Barking complaints decreased by 14.7% compared to the previous year. Our team of Barking Complaint Advisors responded to 5,810 barking complaints and issued 256 nuisance abatement notices during the year.

Community education

During the first part of the year, our team attended several community events, like Pet Expo and Movies in Parks to promote responsible dog ownership, but unfortunately the majority of planned events were cancelled later in the year due to the effects of COVID-19.

Given the new limitations as a result of the ongoing threat of COVID-19, the Animal Management team will be looking at new ways to do community education and to promote responsible dog ownership.

Future projects

Later in the 2020-2021 registration year, Animal Management will facilitate a project to increase compliance with the microchipping requirement of the Dog Control Act 1996 for all dogs born after 1 July 2006. Details of the project will be announced later in the year.

Animal Management is committed to improving processes and work practices – both to ensure a safe Auckland, but also to provide our services at the lowest cost possible. Over the next year we will be looking at all ways that we can assist the organisation to save money and maximise resources.



Part 1: Introduction

1.1 Purpose of the Annual Report

Section 10A of the Dog Control Act 1996 (**the Act**) requires each territorial authority to report on its dog control policy and practices and to provide specific statistical information.

This report acts as a medium for this statutory requirement, and to provide an update to all stakeholders on the activities and performance of the Auckland Council Animal Management unit.

1.2 Arrangement of the Report

The structure of this report follows a similar arrangement to previous annual reports, to allow for ease of assessing the success of our service delivery.

The old Policy on Dogs 2012 and the new Policy on Dogs 2019 were both active during this financial year, but the 'Policy Objectives' from the Policy on Dogs 2019 will form the basis of this report.

Except for the statistics provided in tables in **Part 4 & 5**, other statistics provided throughout this report are indicated by a  symbol.

Each policy objective is addressed with regards to the achievements and activities of the 2019-2020 year. This includes:

- **Registration and Classification**
Promote dog registration across all of Auckland.
- **Responsible Dog Ownership**
Educate and inform dog owners how to take care of their dogs.
- **Dog Access Principles**
Provide a balanced approach to dog access in council-controlled public places.
- **Monitoring measures of success**
Annually report to the Governing Body (through a public agenda report) and to the national government as required by the Dog Control Act 1996.

1.3 Policy on Dogs 2019 & Dog Management Bylaw 2019

On 1 November 2019, the new **Policy on Dogs 2019** and the **Dog Management Bylaw 2019** came into effect.





The objective of the new policy on dogs is to keep dogs as a positive part of the life of Aucklanders by:

- maintaining opportunities for owners to take their dogs into public places,
- adopting measures to minimise the problems caused by dogs, and
- protecting dogs from harm and ensuring their welfare.

Together, the new policy and bylaw will:

- provide a consistent approach to multiple dog ownership,
- provide a consistent definition of the time and season rule that apply at beaches,
- apply a standard lambing season rule in regional parks,
- extend the council's ability to protect our plant life,
- amend dog access rules for the protection of wildlife in Glenfern Sanctuary, Muriwai Regional Park, Long Bay Regional Park and Whatipū, Waitākere Ranges Regional Park, and
- incentivise responsible dog ownership for owners of dogs that have been classified as menacing due to their behaviour (Section 33A of the Act)

The general and specific schedules for dog access rules have been moved from the bylaw to the policy and they include new, easy-to-follow symbols and definitions, e.g.:

Summer	Out of Summer Season
 Morning Under control off leash	<p style="text-align: center;">All times Under control off leash</p> 
 Daytime Prohibited	
 Evening Under control off leash	

1.4 Our Services

The Animal Management unit's main function is to ensure that dogs and other animals are sufficiently controlled to prevent harm and nuisance to the public.

This helps to fulfil the overall goal of the Licensing and Regulatory Compliance department of protecting the public of Auckland from nuisance and harm, as well as improving, protecting, and promoting the health of the public of Auckland.

These goals are achieved via a number of services:

- Providing information and education to the public relating to dog control and other animal management issues
- Dog registration and database administration
- Dog access to public places
- Dog bite prevention (including the classification and monitoring of menacing and dangerous dogs)
- Complaint response (including aggression, roaming, and barking nuisance complaints)
- Shelter services (including lost and found, adoption and micro-chipping)

1.5 Animal Management Structure – Our Teams

Auckland Council operates a single, regional Animal Management unit and currently has a total of **91** staff (including the Manager).

The unit consists of **Field Services** teams, **Animal Shelter** teams, and a **Specialists** team, which includes the Barking Complaints team.

A 'dog registration hub', which operates at the beginning of every new registration year, and a Regulatory Support team within the same department, provide administrative and operational support to the Animal Management unit.

Field Services

The unit has four field teams, consisting of **46** Animal Management Officers (AMOs): **North, West, Central** and **South**. The **Hauraki Gulf islands** personnel form part of the West team.



These teams are responsible for the field services of the unit. This includes a reactive response and investigations into complaints about dogs that are not under control, or that are causing a nuisance.

Other responsibilities include ensuring compliance with the Dog Control Act 1996, encouraging responsible dog ownership, and actively enforcing the registration of all dogs in our region.

Field officers also deal with stray or roaming livestock on all our roads, and sometimes have to deal with stock trespassing on private property.

Our teams provides a 24/7 response to all urgent and high priority requests.

They work closely with the Animal Shelters to provide support for property inspections that are required for adoptions from the shelters.



In addition, the officers also do regular patrols in areas with a high volume of complaints.

Proactive work includes visits to most popular parks, reserves, and beaches used by dog owners.


Animal Shelters

The unit operates five shelters: **Henderson, Silverdale, Manukau, Waiheke Island and Great Barrier Island.**

The shelters on the two Hauraki Gulf islands are managed by the field officers employed on the islands, and do not have any full-time shelter personnel.

Each of these shelters is responsible for the care and management of impounded animals.

These animals may be the subject of legal prosecutions, or were impounded for being found wandering at large, not registered, or were surrendered by their owners.



Animal Shelters promote the adoption of unclaimed, suitable dogs and work collaboratively with other welfare and rescue agencies to find the best possible outcome for these dogs.

Various de-sexing campaigns and other veterinary services have also been offered to the community through the animal shelters.

Specialists


Animal Management has specialists that provide legal, organisational, and operational support to the Field Services, Animal Shelters, and the Barking Complaints teams.

The Barking Complaints team recently reviewed all their processes and is now operating on a model that has two groups dealing with different parts of the process:

Barking Complaint Advisors deal with the first part when the initial complaint is received. Their process involves providing advice on dog behavioural aspects, methods to correct nuisance barking, and mediation techniques for neighbours to resolve their issues.

Barking Complaint Investigators deal with ongoing or escalated barking complaints, which require further investigation.

If enforcement action is required to resolve any escalated and ongoing complaints, they are supported by the Field Services team.



Part 2: Policy Objectives

2.1 Registration and Classification

“All dogs in Auckland, including dangerous and menacing dogs, will be registered with council.”

2.1.1 Dog registrations

The Act requires all dog owners to register their dogs every year, and it also requires every territorial authority to keep a register of all dogs.

Having dogs registered significantly increases the council’s ability to manage dog-related safety and nuisance issues.

The annual dog registration year runs from 1 July to 30 June the following year. Failure to register a dog can result in a \$300 infringement notice, or a court may impose a fine of up to \$3,000.

- 🐾 Animal Management continued to focus on dog registration compliance during the 2019-2020 year, which saw an increase in the number of known dogs in the Auckland region from **110,969** in the previous year, to **112,530** in this registration year.
- 🐾 A total of **1,138** infringement notices were issued where dog owners failed to register their dogs as required by the Act.
- 🐾 Dog registration and animal management fees increased by **0.9%** on average for the 2020-2021 financial year.

2.1.2 Classification of high-risk dogs

All menacing dogs living in Auckland must be neutered, even if the classification by another territorial authority does not require it.


- 🐾 As at 30 June 2020, a total of **4,745** dogs were classified as menacing. Overall compliance with the classifications decreased by **3.3%** compared to the previous year.
- 🐾 The majority of menacing classifications (**84%**) were issued based on the dogs’ breed or type, which is a requirement in the Act.
- 🐾 A total of **4,446 (93.2%)** of all menacing and dangerous dogs are currently neutered.

Due to the COVID-19 restrictions, no enforcement action was taken against dog owners for failing to comply with the neutering requirement in cases where the notice was served during the Level 4 and Level 3 periods.

This reprieve period was extended to the end of the financial year, which contributed to Animal Management not reaching the compliance target for menacing dog classifications.

The Dog Management Bylaw 2019 introduced a new pathway for dog owners with dogs classified as menacing due to their behaviour (Section 33A of the Act) to request a review of the classification after 12 months.

This review is subject to certain conditions, i.e. the owner must provide a behavioural assessment report and must not have obtained any infringements relating to the dog during this 12-month period. Removal of the classification is at the council's discretion.

 Since 1 November 2019, when the new bylaw came into effect, Animal Management has received **12** applications to review menacing dog classifications.

2.1.3 Neutering campaign



After the success of the *Txt-2-Desex* campaign in 2018 & 2019, which received funding from Central Government, Auckland Council facilitated another subsidised neutering programme, called '**The De-sex Effect**', during the 2019-2020 year.

This programme was mainly focussed on getting more owners with menacing dogs to comply with the neutering requirement of the classifications, as part of the drive to reduce harm caused by dogs in Auckland.

A total of **40** menacing dogs were neutered during the year, but unfortunately the programme was interrupted by the COVID-19 lockdown.

2.2 Responsible Dog Ownership


“Dog owners will care for their dogs and control them around people to protect wildlife, other animals, property and natural habitats.”

2.2.1 RDOL

The council recognises and rewards responsible dog owners by issuing a Responsible Dog Ownership Licence (RDOL).

The RDOL programme creates an additional incentive for dog registrations and an educational opportunity for dog owners.

Operationally, this is an opportunity to increase awareness of responsibilities and to encourage more people to become responsible dog owners.

 There are currently **27,663** RDOL holders in Auckland, who own a total of **36,316** dogs. This is an increase of **854 (3.2%)** from the previous year.

2.3 Dog Access Principles

“Provide a balanced use of public places for dogs and their owners that is safe for

Animal Management continues to promote and encourage the safe and responsible presence of dogs in public places.

2.3.1 Beaches, Parks & Reserves

The new **Policy on Dogs 2019** and **Dog Management Bylaw 2019** have simplified access to most beaches, parks, and reserves for dog owners.

New regional ‘time and season’ rules have been implemented, and there is currently an extensive project underway to replace all old signage at beaches, parks, and reserves.

Although the signage project is not facilitated by Animal Management, the field staff are assisting other departments in identifying and documenting inaccurate, missing, or damaged signage.

2.3.2 Working with the community

Animal Management continued to focus primarily on reducing harm caused by dogs. Specific ‘high-risk’ areas have been targeted as part of the intelligence-led approach taken by our field officers.

2.4 Monitoring Measures of Success

“Annually report to the Governing Body (through a public agenda report) and to the national government as required by the Dog Control Act 1996”

This annual report represents a thorough and reliable account of all Animal Management activities during the 2019-2020 financial year.

Part 3: Service Delivery and Activities

3.1 Education

3.1.1 Community events

Animal Management staff visited several community events this year, including:

- Pet Expo (2019)
- Movies in Parks
- Eukanuba™ Tails & Trails event

Unfortunately, some popular events like Doggy Day out / Big Swim & Silo Park were cancelled due to COVID-19.



3.1.2 At-risk workers

We provided refresher training to agencies and organisations with 'at-risk' workers, including Housing New Zealand, New Zealand Post, Electrix, Just Water and Oranga Tamariki, as part of the Adults @ Risk programme.



In February this year, Animal Management engaged with Counties Manukau Police and delivered four training sessions to frontline police officers in relation to dog safety.

The training sessions received positive feedback from the officers who attended.

During the training sessions, the Animal Management staff demonstrated tools and techniques used by AMOs on a daily basis to keep themselves safe, especially when entering properties with unknown dogs.

Animal Management also assisted the Police Dog Unit to make a video about dog safety, which will be available to all police officers for further training.

The training sessions ended due to the start of the lockdown period, but future sessions may be arranged to further develop the relationship between Animal Management and New Zealand Police.

3.2 Animal Shelter Services

3.2.1 Impounds

The animal shelters have seen a reduction in the number of impounded dogs during the year.

This links directly to the lower number of service requests received, as well as with the lower number of offences detected by our field officers.

- 🐾 There were **5,492** dogs impounded in Auckland's five animal shelters throughout the region during the 2019-2020 year.
- 🐾 A total of **3,732** dogs were returned to their owners, which is **68%** of all impounds.

3.2.2 Adoptions

The shelter staff have worked hard throughout the year to find the best possible homes for dogs in their care that were suitable for adoption.

Adoption dogs were taken on pack walks and other outings, while enrichment yards were upgraded and improved – providing valuable daily enrichment to the dogs in the shelters.



A training programme was also started with adoption dogs, and one staff member developed a training plan during the lockdown period that is now being used by all the shelters.

The training involved teaching the dogs basic commands, some tricks, and how to behave around livestock.

- 🐾 A total of **372** dogs were adopted from the shelters during the 2019-2020 year.

The animal shelters continue to work closely with rescue organisations and utilise other social media or internet platforms, like Facebook, Pets on the Net, etc. to find as many suitable homes as possible.

During the lockdown period, a large number of dogs were placed with foster carers and rescue groups, to avoid having too many dogs in the shelters during this time.

3.2.3 Projects

Projects completed during the year at the shelters involved mostly improving the enrichment areas for the dogs, as well as planting trees, painting fences, and repairing stock yards.

At Silverdale Animal Shelter the staff planted climbers all along a fence, some fruit trees for the staff, and some sensory plants, like lavender and rosemary, for the dogs.

A sandpit was also built for the dogs to play in – all work was done as part of a working bee with Mars and Silverdale shelter staff.



Building enrichment yards at Silverdale shelter during a working bee with Mars.



Fixing stock yards at Henderson shelter.



A freshly painted enrichment area.

3.2.4 Success stories

'Jasper' was impounded at the Henderson shelter and had an old injury to his front paw which needed veterinary attention.

The shelter vet treated him with antibiotics and when he was not claimed, the shelter staff reached out to Chained Dog Rehabilitation & Rehoming NZ, who were quick to help.

Jasper needed to have his foot amputated to relieve the pain – he has been rehomed out of Auckland and is now a happy boy in his new home.



'Neve' was impounded in terrible condition. She was not claimed by her owner and was in desperate need of veterinary treatment for her skin condition, and she really needed a groom.

Shelter staff took her to Angels Dog Grooming, and afterwards Chained Dog Rehabilitation & Rehoming NZ once again stepped in to help.

She was sent into foster care where her skin was treated with medication and proper food. She has now been adopted and her skin issue has been resolved.

3.3 Field Services

3.3.1 Proactive work

Field officers proactively visit and patrol most of the popular beaches and parks that have a high volume of visitors. This work continued during the lockdown period.

- 🐾 A total of **2,943** proactive visits or patrols were done during the year.

3.3.2 Response to requests for service

Field staff experienced another busy year dealing with uncontrolled dogs, but a reduction in serious incidents was seen this year.

- 🐾 The field staff responded to **24,636** requests for service – this is an **11%** decrease from the year before.
- 🐾 A total of **1,617** dog attacks were investigated, which is **4.7%** lower than the previous year, and the teams responded to **1,547** reports of dogs behaving aggressively to people or other animals – this is a **6%** reduction compared with the previous year.
- 🐾 The largest volume of all service requests relates to roaming dogs, and together with requests from the public to collect stray dogs, they account for **49.8%** of all requests for service.
- 🐾 AMOs responded to a total of **7,340** complaints about roaming dogs and were requested to collect **4,973** dogs.



Animal Management Officers – our frontline staff

3.3.3 Enforcement activities

Animal Management operates on a graduated enforcement model, which includes warnings, infringement notices, and in serious cases – prosecutions.

- 🐾 During the year, field officers issued a total of **3,480** infringement notices and **2,931** formal warnings for all offences under the Act. The total number of infringement notices issued decreased by **32.7%** from the previous year.
- 🐾 A total of **161** prosecutions were brought against dog owners for serious offences against the Act.

Breakdown of prosecutions:

Section	Description of Offence	No. of Prosecutions
58	Dogs causing serious injury	9
57(2)	Dogs attacking person, stock, poultry, domestic pet, or protected wildlife	137
57A	Dogs rushing at person, animal, or vehicle	13
28	Failure to comply with disqualification	1
55	Breach of a nuisance abatement notice	1

3.3.4 Other duties

Our field officers' duties also include dealing with stray or roaming livestock on roads and other public places, including the entire Auckland motorway network.

This work is time-consuming and sometimes dangerous, and accounts for a large part of the officers' after-hours responses.

- 🐾 Officers responded to **1,109** incidents of stray or roaming stock during the year.
- 🐾 A total of **36** incidents related to animals roaming at large on the motorway network.



3.4 Nuisance Issues

3.4.1 Barking complaints

Nuisance barking complaints account for the second largest volume of complaints after roaming dogs.

- 🐾 A total of **5,810** barking complaints were received in the 2019-2020 year, which is **23.6%** of all service requests.
- 🐾 These complaints resulted in **256** nuisance abatement notices issued during the year to dog owners who failed to reduce the barking of their dogs.

3.5 Dealing with COVID-19



Animal Management was significantly impacted by the threat of COVID-19, and the subsequent response to the pandemic through the different alert levels imposed by the government.

Our field and shelter staff were classed as essential workers and continued to provide certain services throughout the lockdown and the subsequent lower alert levels.

The staff's health, safety and well-being were especially important and safety guidelines were followed at all times.

AMOs had to wear all required PPE, including gloves and masks, and had to use sanitiser every time they entered and exited their vehicles.




The team had to find new ways to interact with dog owners and their dogs, while at the same time following social distancing guidelines and all safety precautions.



Some light moments of the teams practising social distancing and 'contactless' returns.

Some of the shelter adoption dogs were fostered by staff, if suitable, and training was done with the dogs during the lockdown period, which helped to prepare them for going to new homes.



Kind act for kaumātua under lockdown

“Above and beyond”

Published in *Our Auckland* on 17 April 2020 (extract only)



For Animal Management Officer Janine Murdoch, working through the pandemic was challenging – but rewarding.

While on patrol during the lockdown, Janine spoke with the Ōrākei Marae gate warden who admitted the marae’s kaumātua were struggling to get out and buy dog food for their cherished furry friends.

Janine returned to the Manukau Animal Shelter, where she had been based during lockdown, and organised dog food to be delivered safely to the marae.

“With a smaller number of dogs being cared for at the shelter during lockdown, I suggested we donate some of our dog food to the kaumātua, and my manager agreed,” Janine says.

“It was just a small gesture, but every little thing helps.”

3.6 Supporting Other Agencies

Animal Management sent a team member to Vanuatu as part of a PacificTA programme, which forms part of a larger Local Government New Zealand (LGNZ) project to assist the PVMC (Port Vila Municipal Council) in Vanuatu.



One animal management specialist from Auckland Council and another specialist from Whangarei District Council worked with the PVMC Municipal Police to train them in understanding dog behaviour and how to safely enter properties with dogs.

The one-week long training involved classroom presentations and field training.

PacificTA is managed by Local Government New Zealand (LGNZ) and funded by the Ministry of Foreign Affairs and Trade (MFAT)’s New Zealand Aid Programme.

Part 4: The Auckland Region – our people and their dogs

4.1 Dog owners in Auckland


- At 30 June 2020, the Auckland Region had a total of **93,585** known dog owners, which is an increase of **2,043 (2.23%)** from the previous year.
- The average age of all dog owners in the region is **48.3** years, and of these owners there are **27,663 (29.6%)** who currently hold an RDOL.
- The average age of RDOL holders is **52.1** years, and **83.6%** of this group only own one dog. The majority of these licence holders live in **Henderson**.

Multiple dog ownership					
All dog owners			RDOL holders		
No. of owners	No. of dogs	% of total	No. of owners	No. of dogs	% of total
78,249	1	83.61%	20,811	1	57.31%
13,629	2	14.56%	5,928	2	32.65%
1,707	3+	1.82%	924	3+	10.05%

4.2 Dogs in Auckland

- The total number of known dogs in the Auckland Region increased from **110,969** in 2018/19 to **112,530** in 2019-2020 – an increase of **1.4%**.
- 52%** of all dogs are male, and **48%** are female. The average age of all dogs in Auckland is **6** years, **7** months.
- The number of dogs that were registered for the 2019-2020 registration year decreased to **106,182** – this is **1.7%** lower than the previous year.

4.2.1 Most preferred dog breeds in Auckland

Ranking	Primary Breed	No. of dogs in the Auckland Region	Top Dog
1	Labrador Retriever	13,793	 <p>The Labrador Retriever is Auckland's most preferred breed</p>
2	Staffordshire Bull Terrier	5,924	
3	Border Collie	5,399	
4	Shih Tzu	4,337	
5	Jack Russell Terrier	4,090	
6	German Shepherd	3,977	
7	Miniature Schnauzer	3,945	
8	Bichon Frise	3,186	
9	Maltese	3,153	
10	American Pit Bull Terrier	3,049	

4.2.2 Most popular suburbs & dog names

Ranking	Area / Suburb	No. of dogs
All dog owners		
1	Papakura	3,697
2	Pukekohe	3,380
3	Manurewa	2,305
4	Henderson	2,254
5	Remuera	2,129
6	Waiuku	1,966
7	Massey	1,919
8	Howick	1,800
RDOL holders		
1	Henderson	616
2	Remuera	516
3	Manurewa	494
4	Titirangi	489
5	Massey	469

Ranking	Most popular name	No. of dogs
1	Bella	1,610
2	Charlie	1,226
3	Max	1,011
4	Molly	953
5	Poppy	892
6	Ruby	805
7	Coco	801
8	Buddy	645
9	Roxy	613
10	Toby	612
11	Rosie	594
12	Oscar	583
13	Bailey	578
14	Lucy	559
15	Daisy	554

4.3.3 Menacing & dangerous dogs

All classified dogs by area						
Area	Total	Menacing		Dangerous	Neutered	% of owners compliant
		S.33A	S.33C			
Central	708	181	524	3	652	92.1%
North	658	194	457	7	629	95.6%
South	2,580	223	2,345	12	2,368	91.8%
West	825	161	660	4	797	96.6%
Total	4,771	759	3,986	26	4,446	93.2%

S.33A = Observed or reported behaviour of the dog | **S.33C** = Breed or type of dog

Top classified breeds – menacing			
Section 33A (behaviour)		Section 33C (breed or type)	
Primary breed	No. of dogs	Primary breed	No. of dogs
Staffordshire Bull Terrier	130	American Pit Bull Terrier	2,917
German Shepherd	76	American Staffordshire Terrier	752
Labrador Retriever	71	Dogo Argentino	8
Siberian Husky	49		
Rottweiler	40		
Shar Pei	34		
Mastiff	30		
Border Collie	29		
Huntaway	25		

Note

It is standard practice for Animal Management not to issue a **S.33A** classification on a dog if the dog is already classified as menacing under **S.33C**.

Part 5: Dog Control Statistics – 1 July 2019 to 30 June 2020

5.1 Registrations

Category	Total	Previous year
Known dogs	↑ 112,530	110,969
Registered dogs	↓ 106,182	106,608
% Known dogs registered	↓ 94.4%	96.1%
RDOL holders	↑ 27,663	26,809

5.2 Classifications

Category	Total	Previous year
Dog owners		
Probationary owners	↑ 46	17
Disqualified owners	↕ 4	4
Menacing dogs		
Section 33A (observed or reported behaviour)	↑ 759	653
Section 33C (breed or type in Schedule 4)	↑ 3,986	3,753
Dangerous dogs		
Section 31(1)(a) – owner conviction	↓ 9	12
Section 31(1)(b) – sworn evidence	↕ 14	14
Section 31(1)(c) – owner admitted in writing	↕ 3	3
Total (Menacing & Dangerous)	↑ 4,771	4,435

Compliance with neutering requirement		
Menacing & Dangerous dogs neutered	↑ 4,446	4,282
% of all Menacing & Dangerous dogs neutered	↓ 93.2%	96.5%

5.3 Requests for Service (RFS)

5.3.1 Service response times

Category	North	West	South	Central	Total	Previous year
P1 (high priority)	2,785	2,795	3,949	3,304	↓ 12,833	13,664
# responded to within 1 hour	2,780	2,791	3,947	3,299	↓ 12,817	13,565
% responded to within 1 hour	99.8%	99.9%	99.9%	99.9%	↑ 99.9%	99.3%
P2 (non-priority)	4,448	4,898	4,950	5,667	↓ 19,963	21,344
# responded to within 24 hours	3,695	4,122	4,241	4,501	↓ 16,559	20,131
% responded to within 24 hours	83.1%	84.2%	85.7%	79.4%	↓ 83.1%	94.3%
Total RFS (including proactive work in 5.3.3)					↓ 31,344	35,008

5.3.2 RFS breakdown by type

Category	Total	Previous year
Aggressive behaviour to other animals	↓ 333	369
Aggressive behaviour to people	↓ 1,214	1,276
Barking	↓ 5,810	6,811
Bylaw breach	↓ 1,319	1,495
Classification breach	↓ 1	6
Dog attack on animals	↓ 785	861
Dog attack on people	↓ 685	716
Dog attack on stock	↓ 102	119
Dog / stock on motorway	↓ 36	41
Miscellaneous (property visits, dog trap requests, service of notices, etc.)	↑ 179	99
Pick up - dog (contained)	↓ 4,928	5,507
Pick up - stock (contained)	↑ 157	115
Police / SPCA assistance	↓ 49	60
Property inspection	↓ 417	664

Relinquish dog	↓	45	78
Roaming dog – general	↓	3,477	4,090
Roaming dog – risk to public	↓	3,863	4,022
Roaming stock	↑	1,109	1,069
Welfare	↓	127	228
Total	↓	24,636	27,677

5.3.3 Proactive work

Category		Total	Previous year
PW1 – Patrolling public areas (inc. bylaw breaches, roaming dogs, etc.)	↑	2,943	1,202
PW2 – Targeted compliance (monitoring classifications, serving notices, etc.)	↓	549	772
PW3 – Unregistered dogs	↓	4,179	5,357
Other proactive work (<i>not specified by category</i>)		480	<i>Not supplied</i>
Total	↑	8,151	7,331

5.4 Enforcement

5.4.1 Prosecutions

Court		Total	Previous year
District Court Auckland		20	<i>Not supplied</i>
District Court Manukau		52	<i>Not supplied</i>
District Court North Shore		25	<i>Not supplied</i>
District Court Papakura		14	<i>Not supplied</i>
District Court Pukekohe		14	<i>Not supplied</i>
District Court Waitakere		29	<i>Not supplied</i>
High Court		7	<i>Not supplied</i>
Total number of prosecutions (<i>there may be more than one charge in many of these prosecutions</i>)	↓	161	220

5.4.2 Infringement notices

Infringement notices issued		Total	Previous year
Section	Description of offence		
18	Wilful obstruction of dog control officer or ranger	↓ 13	21
19(2)	Failure or refusal to supply information or wilfully providing false particulars	↓ 1	3
19A(2)	Failure to supply information or wilfully providing false particulars about dog	↕ 1	1
20(5)	Failure to comply with any bylaw authorised by the section	↓ 1,011	1,557
23A(2)	Failure to undertake dog owner education programme or dog obedience course (or both)	↕ 0	0
24	Failure to comply with obligations of probationary owner	↕ 0	0
28(5)	Failure to comply with the effects of disqualification	↑ 8	4
32(2)	Failure to comply with the effects of classification of dog as dangerous dog	↓ 1	2
32(4)	Fraudulent sale or transfer of dangerous dog	↕ 0	0
33EC(1)	Failure to comply with effects of classification of dog as menacing dog	↓ 157	217
33F(3)	Failure to advise person of muzzle and leasing requirements	↕ 1	1
36A(6)	Failure to implant microchip transponder in dog	↓ 22	33
41	False statement relating to dog registration	↑ 1	0
41A	Falsely notifying death of dog	↕ 1	1
42	Failure to register dog	↓ 1,138	2,028
46(4)	Fraudulent procurement or attempt to procure replacement dog registration label or disc	↕ 0	0
48(3)	Failure to advise change of dog ownership	↑ 1	0
49(4)	Failure to advise change of address	↓ 6	9
51(1)	Removal, swapping, or counterfeiting of registration label or disc	↕ 0	0
52A	Failure to keep dog controlled or confined	↓ 106	180
53(1)	Failure to keep dog under control	↓ 980	1,076
54(2)	Failure to provide proper care and attention, to supply proper and sufficient food, and to provide adequate exercise	↓ 2	3
54A	Failure to carry leash in public	↑ 2	0

55(7)	Failure to comply with barking dog abatement notice	↓	27	36
62(4)	Allowing dog known to be dangerous to be at large unmuzzled or unleashed	↑	1	0
62(5)	Failure to advise of muzzle and leashing requirements	↕	0	0
72(2)	Releasing a dog from custody	↕	0	0
Total			↓ 3,480	5,172

5.5 Animal Shelters

5.5.1 Impounded dogs

Category	% of all impounds	Manukau	Henderson	Silverdale	Total	Previous year
Dogs impounded		2,937	1,620	935	↓ 5,492	6,833
Returned to owner	↑ 68%	1,777	1,190	765	↓ 3,732	(67.7%) 4,624
Euthanised	25.2%	910	322	156	↓ 1,388	1,673
Adopted	6.8%	190	95	87	↓ 372	536

5.5.2 Euthanasia

Reason for euthanasia	Total	Previous year
Did NOT pass a temperament test	↑ 530	502
Menacing breed or type (S.33C) & Menacing due to behaviour (S.33A)	↓ 669	957
Health Issues	↓ 172	214
Other reasons (e.g. destruction order from Court)	17	Not supplied
% of all dogs euthanised as menacing	↓ 48%	57%

↑ = up from the previous year

↓ = down from the previous year

↕ = unchanged from the previous year



Auckland Council – Animal Management

Dog Control Annual Report 2019-2020

Author & data analysis:	Christo van der Merwe <i>Principal Specialist, Animal Management</i>
Data provided by:	Paul Walker <i>Senior Business Advisor, Performance & Integration</i> Aaron Neary <i>Senior Specialist, Animal Management</i>
Approved by:	Sarah Anderson <i>Manager, Animal Management</i>

Find out more: phone 09 301 0101
or visit aucklandcouncil.govt.nz/