

Te Rīpoata ā-Tau 2017/2018
Te Poari ā-Rohe o Franklin

Franklin Local Board Annual Report 2017/2018



Mihi

Tēnā, kia hōea e au taku waka mā ngā tai mihi o ata e uru ake ai au mā te awa o Tāmaki ki te ūnga o Tainui waka i Ōtāhuhu. I reira ka tōia aku mihi ki te uru ki te Pūkaki Tapu o Poutūkeka, i reira ko te pā i Māngere. E hoe aku mihi mā te Mānukanuka o Hoturoa ki te kūrae o Te Kūiti o Āwhitu. I konā ka rere taku haere mā te ākau ki te pūaha o Waikato, te awa tukukiri o ngā tūpuna, Waikato Taniwha Rau, he piko he taniwha. Ka hīkoi anō aku mihi mā te taha whakararo mā Maioiro ki Waiuku ki Mātukureia, kei konā ko ngā pā o Tāhuna me Reretewhioi. Ka aro whakarunga au kia tau atu ki Pukekohe. Ka tahuri te haere a taku reo ki te ao o te tonga e whāriki atu rā mā runga i ngā hiwi, kia taka atu au ki Te Paina, ki te Pou o Mangatāwhiri. Mātika tonu aku mihi ki a koe Kaiaua te whākana atu rā ō whatu mā Tikapa Moana ki te maunga tapu o Moehau. Ka kauhoetia e aku kōrero te moana ki Maraetai kia hoki ake au ki uta ki Ōhūiarangi, heteri mō Pakuranga. I reira ka hoki whakaroto ake anō au i te awa o Tāmaki mā te taha whakarunga ki te Puke o Taramainuku, kei konā ko Ōtara. Kātahi au ka toro atu ki te Manurewa a Tamapohore, kia whakatau aku mihi mutunga ki runga o Pukekiwiriki. Kei raro ko Papakura ki konā au ka whakatau.	Let this vessel that carries my greetings travel by way of the Tāmaki River to the landing place of Tainui canoe at Ōtāhuhu. There, let my salutations be borne across the isthmus to the Pūkaki Lagoon and the community of Māngere. Paddling the Manukau Harbour we follow the Āwhitu Peninsula to the headland. From there we fly down coast to the Waikato River mouth, sacred waters of our forebears. Coming ashore on the northern side at Maioiro we head inland to Waiuku and Mātukureia, there too are the pā – Tāhuna and Reretewhioi. Heading southward I come to Pukekohe. My words turn to follow the ancient ridgelines along the southern boundary, dropping down into Mercer and Te Pou o Mangatāwhiri. My greetings reach you at Kaiaua who gaze across Tikapa Moana to the sacred mountain, Moehau. Taking to the sea, my remarks travel to Maraetai and then to Ōhūiarangi, sentinel to Pakuranga. There we follow again the Tāmaki River to Te Puke o Taramainuku, Ōtara is there. From here I reach for Manurewa until my greetings come to rest on Pukekiwiriki. Below lies Papakura, and there I rest.
--	--



Stadium Drive Skate Park, Pukekohe

Contents

Mihi	2
Contents	3
About this report	4
From the chairperson	5
Our area	6
Our board	8
Local flavour	9
Performance report	10
Financial information	15

On the cover: Clevedon A&P Show

Ngā kawekawenga

About this report

This annual report tells the story of how Auckland Council has performed in delivering services in the Franklin Local Board area from 1 July 2017 to 30 June 2018.

You can read about our progress, expenditure, service performance and challenges faced in 2017/2018. It's part of the wider annual reporting package for the Auckland Council Group and fulfills the council's obligations to report performance under the Local Government Act 2002. It reports against the 2015-2025 Long-term Plan, Annual Plan 2017/2018 and Franklin Local Board Agreement 2017/2018.

The report goes beyond this requirement. It also reflects the local flavour of your area. It does this by profiling the make-up of your area – population, people and council facilities. It also features a story about something that council has done with the community that adds special value to the area and demonstrates how

together we're Auckland.



Waiuku Steel and Wheels

He kōrero mai i te Heamana

From the chairperson



I am pleased to reflect on our achievements in 2017/2018.

Our local board plan set out how we planned to make Franklin a better community over the next three years. Our challenge this year was allocating resources in the best interests of our communities in the face of growth-driven demand while responding to unexpected events like the storms of January and February.

We wanted to protect our natural environment, so we funded waterways protection and restoration initiatives including the Wairoa River Action Plan (now Friends of Te Wairoa), the Waterways Protection Fund and supporting community-led land care groups.

To strengthen our local economy we invested in skills development programmes for youth, supported the Young Enterprise Scheme, developed tourism initiatives including the proposed Hunua Trail, and refreshed our Local Economic Development Action Plan.

We were pleased to support hundreds of community projects and events through grants, funding or partnerships. These include plans for trails in Waiuku and the Pohutukawa Coast with delivery in 2018/2019 and continued support to community agencies like Waiuku Family Support, Franklin Family Support, Coastguard Maraetai and Surf Lifesaving Kariaotahi. We enabled community management of rural halls at Waiuku, Kawakawa Bay, Orere, Maraetai and Beachlands and continued grant funding for

significant local events like Waiuku's Steel and Wheels, Beachlands' Maraetai Trolley Derby and the iconic Clevedon and Pukekohe A&P Shows.

We worked toward full use of outdoor space and community facilities, responding to growth with advocacy for the Karaka Sports Park, new skatepark facilities in Pukekohe (with Rotary) and Waiuku (with Lions) and improved facilities at Waiuku Sports Park.

Transport and growth are major challenges. We advocated for accelerated delivery of transport infrastructure and road safety initiatives. New bus and train station facilities opened at Pukekohe and electrification is now confirmed through the 2018-2028 Regional Land Transport Plan.

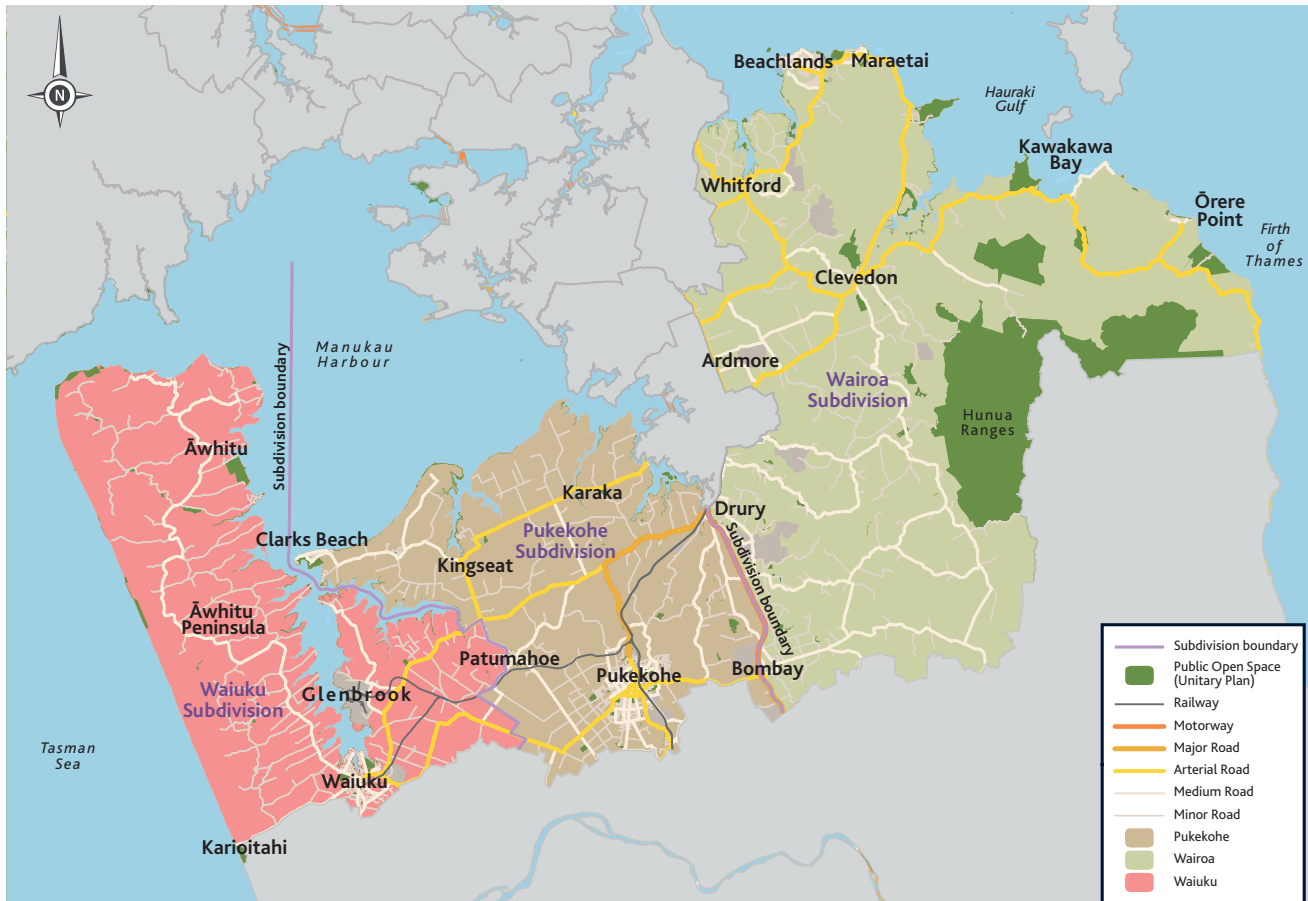
Thank-you to the many community groups, local businesses and Auckland Council staff that have worked tirelessly with us to achieve these outcomes. We look forward to this continuing as we embark on the new year ahead with much to do as our area continues to grow.

A handwritten signature in black ink that reads "Angela Fulljames".

Angela Fulljames
Chair, Franklin Local Board

Te Rohe ā-Poari o Franklin

Franklin Local Board area



The Franklin area is predominantly rural and has three main towns – Pukekohe, Waiuku and Beachlands. There are a number of inland and coastal settlements, such as Āwhitu, Clarks Beach, Karaka, Kingseat, Bombay, Ardmore, Clevedon and Kawakawa Bay. The area takes in the inlets and foreshores of the Manukau Harbour in the west and stretches across to the Hauraki Gulf in the east.

Franklin has a wealth of history; early Europeans settled in Maraetai and Ōrere Point, Māori used the Drury Hills as a viewpoint during the land wars and the Kentish Hotel in Waiuku lays claim to being the oldest continuously licensed pub in New Zealand.

Franklin is...


Three main towns – Pukekohe, Waiuku and Beachlands, as well as smaller villages and settlements



Increase in population expected from

71,100
to
106,800

by 2033, as at 30 June 2015



Just under **20,000ha**
of parkland, ranging from small urban parks
to large regional parks on the coast.

We are home to:

- more than 190 local parks and sportsfields
- two libraries and six rural libraries
- one recreation centre and three pools
- 32 community halls, including eight that are community owned and 16 that are community-run or community-led.

Data sources: Statistics New Zealand Population Estimates (2015) and Population Projections (2013-base).

Te mahere ā-rohe O Franklin Local Board

Franklin Local Board



Your board (L to R): Malcolm Bell, Murray Kay, Amanda Hopkins, Brendon Crompton, Sharleen Druyven, Niko Kloeten, Andy Baker (Deputy Chair), Angela Fulljames (Chair), Alan Cole.

Office

82 Manukau Road
Pukekohe
Open Monday-Friday 8.30am-5pm
Closed Saturday, Sunday and public holidays

Postal address

Auckland Council
Private Bag 92300
Auckland 1142

Phone

09 301 0101

Email

franklinlocalboard@aucklandcouncil.govt.nz

More information about Franklin Local Board

aucklandcouncil.govt.nz/franklin

Te āhuatanga ā-rohe

Local flavour



The Knitting Grannies in action

Meet the Knitting Grannies

Every fortnight, Joan Loader's living room is full to overflowing with ladies equipped with wool and needles.

Meet the Knitting Grannies. Led by Joan, they knit dozens of items every fortnight for the Middlemore Foundation in south Auckland, helped by a grant from the Franklin Local Board.

"It started about 15 years ago when my grand-daughter had a baby and I made a hat and booties. A nurse said, 'Here comes the knitting granny' and it just grew from there," says Joan.

"I asked a couple of friends, put ads in local papers for knitters and wool, and then more women kept arriving every fortnight. Most of the time, we have about 15-20 women here, but one day we had 24 and one woman had to knit standing in the doorway there was so little room."

The Grannies knit baby clothes in every colour. Elaine takes the leftovers and knits hundreds of tiny booties in bright colours. The Grannies also turn out crocheted cot and floor blankets.

Production is impressive – 237 pieces on the table one week; more recently, enough to fill eight large rubbish

bags. Each meeting sees the dining table covered several layers deep in clothing, and after a few weeks, there's enough to fill a car. Then they begin all over again.

The clothing goes to the Middlemore Foundation for south Auckland babies and children admitted to Kidz First Children's Hospital. Some also goes out to families via district nurses.

The Knitting Grannies are a wonderful example of how much good the voluntary sector does for our community," says Franklin Local Board chair, Angela Fulljames.

"Something as simple as a jersey or a pair of booties can make a world of difference to a child's wellbeing on their return home from hospital and the board is delighted that its support of the Knitting Grannies has such a beneficial impact."

**“A nurse said,
“Here comes
the knitting
granny” and
it just grew
from there’**

Te pūrongo mō ngā mahi whakahaere

Performance report

Local parks, sport and recreation

Highlights include:

- renewing and replacing ageing assets, and providing new development, is a major challenge as population growth exceeds predictions
- Stadium Drive new skatepark partnering with Rotary was completed
- Tamakae Reserve and Wharf renewals are practically completed
- Waiuku Rugby Park upgrade of fields and facilities was completed
- parks asset renewals significant for carparks, paths, furniture and play equipment, Waiuku skatepark (partnering with Lions), Colin Lawrie fields.


Provide a range of recreational opportunities catering for community needs on local parks, reserves and beaches

Percentage of residents satisfied with the provision (quality, location and distribution) of local parks and reserves



Resident satisfaction with local parks and reserves declined and remained below target. Extensive asset renewal programme is underway to cope with growth-driven demand. The new maintenance contracts have proved challenging and affected satisfaction ratings reaching target.

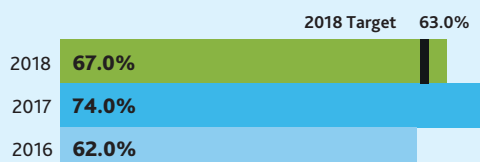
Percentage of residents who visited a local park or reserve in the last 12 months



Continuing investment in asset maintenance, improving events in our local parks, plus improved promoting of these will be strategies used to help increase the proportion of population who visit parks.

Provide sports fields that are fit-for-purpose and cater for community need

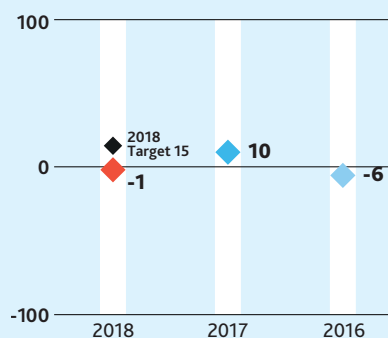
Percentage of residents satisfied with the provision (quality, location and distribution) of sports fields



There is a reduction in the satisfaction with the provision of sports fields as compared to last years results. The multipurpose sports park in Waiuku is a key driver for future increased levels of satisfaction in this area.

Provide programmes and facilities that ensure more Aucklanders are more active more often

Customers Net Promoter Score for Pool and Leisure Centres



LEGEND

- Achieved
- Substantially achieved
- Not achieved
- Target value indication

Customer satisfaction in pools and leisure reflects issues around heating and related closure of Franklin Pool for several weeks has seen the net promoter score suffer significantly overall. The Franklin Leisure Centre and the two summer pools at Jubilee and Whiteside have increased usage.

Local community services

Highlights include:

- library customer satisfaction ratings for service delivery and environment have exceeded targets. Wi-Fi use and customers using libraries as digital hubs has increased while library visits have decreased
- grants and funding applications exceeded target as the local board supports many community projects and events through both grants and partnerships
- Pukekohe Train station upgrade was substantially completed providing a first-class connection point for visitors, workers and new residents to the area
- people feeling connected to their neighbourhood exceeded target but fell below last year's result. New residents take longer to familiarise themselves with the area and activities
- local events and local arts activities were well above target
- overall safety ratings in town centres continue to achieve well following increased local support groups, plus the recent Pukekohe town centre refurbishment has improved that rating
- facility utilisation in council-managed venues improved slightly on last year over every facility but did not reach target. The Rural Halls initiative, transferring some rural halls to the community, has affected the council-managed numbers and is considered a benefit to the community.

Provide safe, accessible, welcoming library facilities that support the delivery of quality learning programmes and services relevant to local communities

Use of libraries as digital community hubs:
Number of internet sessions per capita (PC & Wi-Fi)



Customer internet use exceeded expectations. The ease of access, speed and reliability of the Wi-Fi service has been enhanced since the target was set and the number of customers with their own devices has increased.

Number of visits to library facilities per capita



The FY18 Target had an aspirational goal, however visitor stats among libraries are declining – visitor stats for some local board areas are declining faster compared to other areas.

Library customers are moving to digital services (remotely) which results in less visits to the libraries. The visitors that do come to the library are actually spending more time in the library so it is actually busier (higher occupancy).

Percentage of customers satisfied with the quality of library service delivery

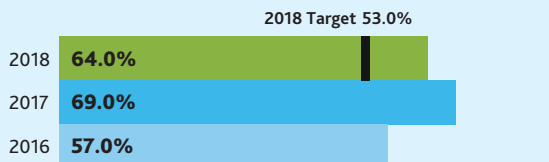


Percentage of customers satisfied with the library environment



Enable Aucklanders and communities to express themselves and improve their wellbeing through customer-centric advice, funding, facilitation and permitting

Percentage of funding/grant applicants satisfied with information, assistance and advice provided



Deliver a variety of events, programmes and projects that improve safety, connect Aucklanders and engage them in their city and communities

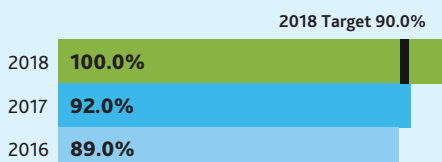
Percentage of participants satisfied with council delivered local arts activities



Percentage of Aucklanders that feel connected to their neighbourhood and local community



Percentage of attendees satisfied with council-delivered and funded local event



This measure aims to survey two events annually for each local board to assess attendees views on a sample of council provided or funded events. The 85% satisfaction target is a high benchmark for events. The Movies in Parks at Beachlands was the only event surveyed this year and was well liked by attendees.

Provide safe, reliable and accessible social infrastructure for Aucklanders that contributes to place-making and thriving communities

Percentage of Aucklanders that feel their local town centre is safe – day time



Elements such as crime rates, the built environment, and socioeconomic and other similar factors influence how people feel in their town centre. The council undertakes projects and initiatives to improve perceptions of safety. Council worked with the local business associations to develop town centre safety initiatives including completion of all maintenance and improvements to the CCTV network. Franklin Neighbourhood Support have attended many local events, shows and Police activities to engage residents in the neighbourhood support programme and have engaged 40 more street coordinators.

Percentage of Aucklanders that feel their local town centre is safe – night time



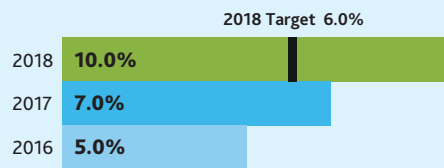
Night-time safety ratings in the town centre have improved and exceeded target following increased neighbourhood support and street co-ordinator cover, plus the Pukekohe town centre refurbishment had provided better lighting and built environment.

Facility utilisation: utilisation at peak times for council-managed community centres and venues for hire



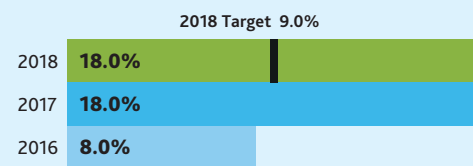
Peak utilisation has increased compared to the same period last year.

Facility utilisation: utilisation at off-peak times for council-managed community centres and venues for hire



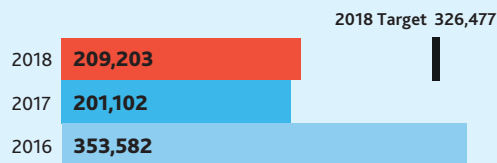
Off Peak utilisation has increased compared to the same period last year.

Percentage of community facilities bookings used for health and wellbeing related activity



Utilisation for health and well-being activities again exceeded target.

Number of visitors to community centres and venues for hire



The target was based on 2016/2017 calculation of inaccurate booking numbers for Pukekohe Town Hall, before the on-line booking system was introduced which provides correct data.

Local planning and development

Highlights include:

- BID accountability targets were met
- Pukekohe Town Centre upgrade was completed.

Develop local business precincts and town centres as great places to do business

Percentage of Business Associations meeting their Business Improvement District (BID) Partnership Programme obligations



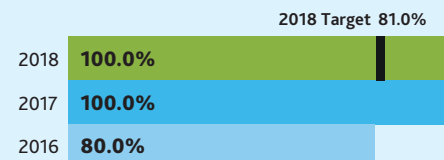
Local environmental management

Highlights include:

- environmental outcomes for this year were achieved for implementation of the Wairoa River Action Plan, Waiuku water quality testing, Mauku Stream catchment water quality improvements and weed control at Mayhead Esplanade Reserve
- Biodiversity Management Plan work programmes for Matakawau Recreation Reserve, Henry's Scenic Reserve and Hunua Domain were revised and funding was transferred to local grants. Hunua Domain will be addressed in next year's work programme.

Provide leadership and support to protect and conserve the region's natural environment, historic heritage and Māori cultural heritage

Proportion of local programmes that deliver intended environmental actions and/or outcomes



Local governance

There are no performance measures for this group of activities.



This page is intentionally left blank.

Te tahua pūtea

Funding impact statement

For the year ended 30 June 2018

\$000's	NOTES	ACTUAL 2018	ANNUAL PLAN 2017/2018	ANNUAL PLAN 2016/2017
Sources of operating funding:				
General rates, UAGC, rates penalties		13,756	13,802	13,841
Targeted rates		562	562	512
Subsidies and grants for operating purposes		9	7	7
Fees and charges		278	265	252
Local authorities fuel tax, fines, infringement fees and other receipts		165	108	105
Total operating funding		14,770	14,744	14,717
Applications of operating funding:				
Payment to staff and suppliers	1	12,168	11,494	11,626
Finance costs		1,344	1,344	1,182
Internal charges and overheads applied		1,900	1,900	1,902
Other operating funding applications		-	-	-
Total applications of operating funding		15,412	14,738	14,710
Surplus (deficit) of operating funding		(642)	6	7
Sources of capital funding:				
Subsidies and grants for capital expenditure		34	-	-
Development and financial contributions		-	-	-
Increase (decrease) in debt	2	8,505	10,959	7,828
Gross proceeds from sale of assets		-	-	-
Lump sum contributions		-	-	-
Other dedicated capital funding		-	-	-
Total sources of capital funding		8,539	10,959	7,828
Applications of capital funding:				
Capital expenditure:				
- to meet additional demand		1,272	1,381	1,536
- to improve the level of service		1,039	383	2,512
- to replace existing assets		5,586	9,201	3,787
Increase (decrease) in reserves		-	-	-
Increase (decrease) in investments		-	-	-
Total applications of capital funding	3	7,897	10,965	7,835
Surplus (deficit) of capital funding		642	(6)	(7)
Funding balance		-	-	-

Variance explanation Actual 2018 to Annual Plan 2018:

- Expenditure was higher than budgeted due to the maintenance expenditure changed under the new outcomes-based contracts which now allow more accurate allocation of maintenance costs. A significant portion of these costs were included in the regional budget in the annual plan.
- Increase in debt is lower than anticipated due to capital expenditure being below budget, which resulted in lower capital funding requirement.
- The underspend on capital expenditure mainly relates to

Coastal Asset renewals

 - Sandspit Seawall due to resource consent delays
 - Orere point stair renewal cancelled due to further slips and instability
 - Parks asset renewals underspent due to consent delays and lack of interest in the work by potential contractors.

Auckland Council disclaims any liability whatsoever in connection with any action taken in reliance of this document for any error, deficiency, flaw or omission contained in it.

ISSN 2624-1854 (Print)
ISSN 2624-1862 (PDF)