


Te Rīpoata ā-Tau 2017/2018
Te Poari ā-Rohe o Howick

Howick Local Board Annual Report 2017/2018



Mihi

Tēnā kia hōea e au taku waka mā ngā tai mihi o ata e uru ake ai au mā te awa o Tāmaki ki te ūnga o Tainui waka i Ōtāhuhu. I reira ka tōia aku mihi ki te uru ki te Pūkaki Tapu o Poutūkeka, i reira ko te Pā i Māngere. E hoe aku mihi mā te Mānukanuka o Hoturoa ki te kūrae o Te Kūiti o Āwhitu. I konā, ka rere taku haere mā te ākau ki te pūaha o Waikato, te awa tukukiri o ngā tūpuna, Waikato Taniwha Rau, he piko he taniwha. Ka hīkoi anō aku mihi mā te taha whakararo mā Maioro ki Waiuku ki Mātukutūreia, kei konā, ko ngā Pā o Tāhuna me Reretewhioi. Ka aro whakarunga au kia tau atu ki Pukekohe. Ka tahuri te haere a taku reo ki te ao o te tonga e whāriki atu rā mā runga i ngā hiwi, kia taka atu au ki Te Paina, ki te Pou o Mangatāwhiri. Mātika tonu aku mihi ki a koe Kaiaua te whākana atu rā ō whatu mā Tikapa Moana ki te maunga tapu o Moehau. Ka kauhoetia e aku kōrero te moana ki Maraetai kia hoki ake au ki uta ki Ōhūiarangi, heteri mō Pakuranga. I reira ka hoki whakaroto ake anō au i te awa o Tāmaki mā te taha whakarunga ki te Puke o Taramainuku, kei konā ko Ōtara. Kātahi au ka toro atu ki te Manurewa a Tamapohore, kia whakatau aku mihi mutunga ki runga o Pukekiwiriki kei raro ko Papakura – ki konā au ka whakatau.	Let this vessel that carries my greetings travel by way of the Tāmaki River to the landing place of Tainui canoe at Ōtāhuhu. There, let my salutations be borne across the isthmus to the Pūkaki lagoon and the community of Māngere. Paddling the Manukau Harbour we follow the Āwhitu Peninsula to the headland. From there we fly down the coast to the Waikato river mouth, sacred waters of our forebears. Coming ashore on the Northern side at Maioro we head inland to Waiuku and Mātukutūreia, there too is the Pā at Tāhuna and Reretewhioi. Heading southward I come to Pukekohe. My words turn to follow the ancient ridgelines along the southern boundary, dropping down into Mercer and Te Pou o Mangatāwhiri. My greetings reach you at Kaiaua who gaze across Tikapa Moana to the sacred mountain, Moehau. Taking to the sea, my remarks travel to Maraetai and then to Ōhūiarangi, sentinel to Pakuranga. There we follow again the Tāmaki River to Te Puke o Taramainuku, Ōtara resides there. From here I reach for Manurewa until my greetings come to rest on Pukekiwiriki below lies Papakura – and there I rest.
---	--



Howick coastline

Contents

Mihi	2
Contents	3
About this report	4
From the chairperson	5
Our area	6
Our board	8
Local flavour	9
Performance report	10
Financial information	15

On the cover: Tamaki River Festival

Ngā kawekawenga

About this report

This annual report tells the story of how Auckland Council has performed in delivering services in the Howick Local Board area from 1 July 2017 to 30 June 2018.

You can read about our progress, expenditure, service performance and challenges faced in 2017/2018. It's part of the wider annual reporting package for the Auckland Council Group and fulfills the council's obligations to report performance under the Local Government Act 2002. It reports against the 2015-2025 Long-term Plan, Annual Plan 2017/2018 and Howick Local Board Agreement 2017/2018.

The report goes beyond this requirement. It also reflects the local flavour of your area. It does this by profiling the make-up of your area – population, people and council facilities. It also features a story about something that council has done with the community that adds special value to the area and demonstrates how

together we're Auckland.



All Saints Historic church, Howick

He kōrero mai i te Heamana

From the chairperson



I am delighted to present our annual report for the year 2017/2018.

Our key local initiatives/what we achieved

We had several significant milestones over the year – our inaugural Chinese New Year festival at the Pakuranga and Botany town centres, floodlights installed at Barry Curtis Park, and the start of the Howick Village Centre Plan. Of note was the emergency works at Cockle Bay to prevent further coastal erosion following the January storm. I mention this as a great example of how the board and communities work together to achieve enhanced outcomes for our local area.

At the time of writing, our 2017/18 work programme was well on the way to being delivered. We continue to work on connecting with our people and engaging them in their neighbourhood and local community via locally driven initiatives. As an example, over the last year this board has granted more than \$500,000 in funding via our community and quick response programmes to 89 community-based organisations.

Our local board plan

We worked closely alongside our communities across our area and created a local board plan which reflects

your needs and priorities. Our outcome areas focus on supporting communities and local businesses, effectively managing growth, valuing our cultural diversity, treasuring our environment, and providing opportunities for people to be active and healthy.

Challenges for 2018/19

Transport continues to be a major challenge. I note, however, that construction of the Auckland Manukau Eastern Transport Initiative (AMETI) Eastern Busway will start in the coming year. The board also continues to advocate for the advancement of the multi-use community facility and library and the aquatic centre at Flat Bush, and a regional coastal management response to combat ongoing coastal erosion.

I would like to express our thanks for your input into the plans and projects over the last year. We look forward to working with you and progressing many of our projects in the coming year.

A handwritten signature in black ink, appearing to read 'David Collings', written over a light blue background.

David Collings

Chairperson, Howick Local Board

Te Rohe ā-Poari o Howick

Howick Local Board area





Howick has 4 town centres –

Howick, Pakuranga, Flat Bush and Botany, along with commercial and industrial areas in East Tamaki and Highbrook.



We have a population of

142,700

or nine per cent of Auckland's total population.

We are the

5th

largest urban area in New Zealand.



We are home to:

- 266 local parks
- 14 sports parks
- four libraries

- four recreation centres
- seven community halls and houses.



Data sources: Statistics New Zealand Population Estimates (2015).

Te mahere ā-rohe O Howick Local Board

Howick Local Board



Your board (L to R): John Spiller, Adele White, Bob Wichman, Mike Turinsky, David Collings (Chairperson), Garry Boles, Peter Young, Katrina Bungard (Deputy chairperson), Jim Donald

Office

Shop S447
The Warehouse Plaza
Pakuranga Town Centre
1 Aylesbury Street
Pakuranga
Open Monday-Friday 8.30am-5pm
Closed Saturday, Sunday and public holidays

Postal address

Auckland Council
Private Bag 92300
Auckland 1142

Phone

09 572 0148

Email

howicklocalboard@aucklandcouncil.govt.nz

More information about Howick Local Board

aucklandcouncil.govt.nz/howick

Te āhuatanga ā-rohe

Local flavour



The Pakuranga Chinese Association is helping new migrants to feel more comfortable and to showcase their cultures to a wider audience.

For 16 years, the Pakuranga Chinese Association has been a lifeline for the increasing number of older Chinese migrants making the Howick Local Board area home.

“In a new country and culture, unable to speak English or get around while children were studying or working, a lot of people were lonely and unhappy so a group of us set up the association to help,” says association spokesperson Barry Hung.

“Providing the education and information they need to adapt to a new environment and improve their quality of life is at the heart of what we do and over the years we have really expanded the range of services, activities and projects we have to offer.”

Among them are free English classes, road safety workshops, workshops on understanding New Zealand’s education and political systems, and environmental protection groups.

“We also organise opportunities for people to participate in sports, music and dance activities and outings to meet and make new friends, doing the things that all Kiwis do in an environment they feel comfortable in, makes them feel much more part of this community,” says Mr Hung

These days, the association boasts around 700 members and is in such demand it has a waiting list to join.

Celebrating the Chinese culture is another important part of the association’s work. Mr Hung organised the entire programme for the Howick Local Board’s Chinese New Year celebrations in 2017 and 2018. In September 2018, the association was partnering with the local board again on the Moon Festival event.

“The local board has a real focus on celebrating the diversity of its community and we’ve been very happy for the support and trust they have in our association to deliver these multicultural events.”

Te pūrongo mō ngā mahi whakahaere

Performance report


Local parks, sport and recreation

Highlights include:

- successful delivery of events in parks programme
- opening of a new splash pad at Lloyd Elsmore Leisure Centre
- new floodlights were installed at Barry Curtis Park, increasing playing time
- new play space developed at Robin Brooke Park in Flat Bush
- completion of Burswood Park’s play space.

Provide a range of recreational opportunities catering for community needs on local parks, reserves and beaches

Percentage of residents satisfied with the provision (quality, location and distribution) of local parks and reserves



Maintaining the quality of our local parks has been a challenge this year with new contractors struggling to deliver on agreed service levels.

Percentage of residents who visited a local park or reserve in the last 12 months



Continuing investment and improving events in our local parks plus better promotion will help increase the number of residents who visit parks.

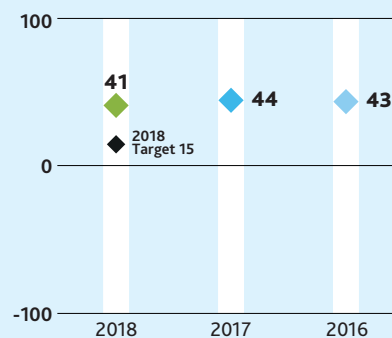
Provide sports fields that are fit-for-purpose and cater for community need

Percentage of residents satisfied with the provision (quality, location and distribution) of sports fields



Provide programmes and facilities that ensure more Aucklanders are more active more often

Customers Net Promoter Score for Pool and Leisure Centres



Local community services

Highlights include:

- successfully delivering “Movies in Parks”, one of the most attended events of the regional series
- celebrating the first Chinese New Year event in conjunction with the Pakuranga Chinese Association
- local libraries continue as thriving community hubs providing free Wi-Fi, programmes, space for people to connect and upskill.

LEGEND

- Achieved
- Substantially achieved
- Not achieved
- Target value indication

Provide safe, accessible, welcoming library facilities that support the delivery of quality learning programmes and services relevant to local communities

Use of libraries as digital community hubs:
Number of internet sessions per capita (PC & Wi-Fi)



Number of visits to library facilities per capita



The number of visits per capita have remained fairly constant but did not achieve target. Regionally, visitor stats among libraries are declining as library customers move to digital services and visitors that do come spend more time in the library. Howick's slight growth is in contrast to regional trends.

Percentage of customers satisfied with the quality of library service delivery



Percentage of customers satisfied with the library environment



Satisfaction with library environment is below target. Customer feedback indicated that noise and the size of some of the libraries are factors contributing to not meeting target. Howick Library will be renewed in the next few years.

Enable Aucklanders and communities to express themselves and improve their wellbeing through customer-centric advice, funding, facilitation and permitting

Percentage of funding/grant applicants satisfied with information, assistance and advice provided



We are making improvements to the website and application form to address issues raised by applicants.

Deliver a variety of events, programmes and projects that improve safety, connect Aucklanders and engage them in their city and communities

Percentage of Aucklanders that feel connected to their neighbourhood and local community



Percentage of attendees satisfied with council-delivered and funded local event



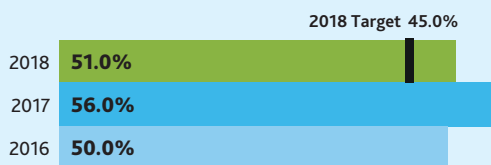
This measure aims to survey two events annually for each local board to assess attendees views on a sample of council provided or funded events. Both of the events surveyed (Chinese New Year and Music in Parks at Bell Park) were well liked by the attendees.

Provide safe, reliable and accessible social infrastructure for Aucklanders that contributes to place-making and thriving communities

Percentage of Aucklanders that feel their local town centre is safe – day time



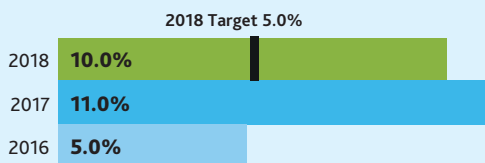
Percentage of Aucklanders that feel their local town centre is safe – night time



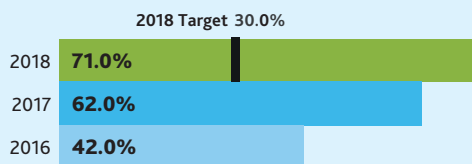
Facility utilisation: utilisation at peak times for council-managed community centres and venues for hire



Facility utilisation: utilisation at off-peak times for council-managed community centres and venues for hire

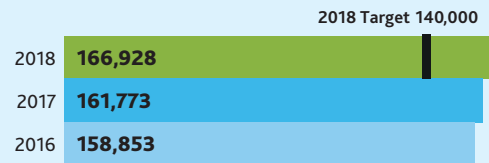


Percentage of community facilities bookings used for health and wellbeing related activity



The local board has exceeded the target largely due to the high proportion of wellbeing activities at Anchorage Park (98%) and Highland Park (97%) community houses.

Number of visitors to community centres and venues for hire



Visitor numbers have increased compared to last year. Performance continues to exceed the target.

Local planning and development

Highlights include:

- launch of an interactive walking app as part of the Howick Heritage Plan
- progressing the Howick Tourism Plan with Howick Tourism Inc.

Develop local business precincts and town centres as great places to do business

Percentage of Business Associations meeting their Business Improvement District (BID) Partnership Programme obligations




Local environmental management

Highlights include:

- completion of targeted weed and pest management programme
- a pilot for the first small building sites ambassador initiative with recommendations for further activity next year.

Provide leadership and support to protect and conserve the region's natural environment, historic heritage and Māori cultural heritage

Proportion of local programmes that deliver intended environmental actions and/or outcomes



Local governance

There are no performance measures for this group of activities.





This page is intentionally left blank.

Te tahua pūtea

Funding impact statement

For the year ended 30 June 2018

\$000's	NOTES	ACTUAL 2018	ANNUAL PLAN 2017/2018	ANNUAL PLAN 2016/2017
Sources of operating funding:				
General rates, UAGC, rates penalties		20,240	20,307	23,057
Targeted rates		406	406	402
Subsidies and grants for operating purposes	1	516	1,647	516
Fees and charges		3,712	3,278	3,794
Local authorities fuel tax, fines, infringement fees and other receipts		485	58	431
Total operating funding		25,359	25,697	28,200
Applications of operating funding:				
Payment to staff and suppliers	2	20,247	18,339	20,300
Finance costs		4,219	4,219	4,578
Internal charges and overheads applied		3,258	3,258	3,299
Other operating funding applications		-	-	-
Total applications of operating funding		27,724	25,815	28,177
Surplus (deficit) of operating funding		(2,365)	(118)	23
Sources of capital funding:				
Subsidies and grants for capital expenditure		204	-	-
Development and financial contributions		-	-	-
Increase (decrease) in debt	3	16,285	15,200	14,505
Gross proceeds from sale of assets		-	-	-
Lump sum contributions		-	-	-
Other dedicated capital funding		-	-	-
Total sources of capital funding		16,489	15,200	14,505
Applications of capital funding:				
Capital expenditure:				
- to meet additional demand		4,026	5,079	3,984
- to improve the level of service		6,023	3,411	4,400
- to replace existing assets		4,075	6,592	6,144
Increase (decrease) in reserves		-	-	-
Increase (decrease) in investments		-	-	-
Total applications of capital funding	4	14,124	15,082	14,528
Surplus (deficit) of capital funding		2,365	118	(23)
Funding balance		-	-	-

Variance explanation Actual 2018 to Annual Plan 2018:

1. The budget for leisure revenue for early childhood centres and other educational programmes was coded to subsidies and grants however actual revenue has been coded to fees and charges and other receipts.
2. Expenditure was higher than budgeted due to the maintenance changed under the new outcomes-based contracts which now allow more accurate allocation of maintenance costs. A significant portion of these costs were included in the regional budget in the annual plan.
3. Increase in debt is higher than anticipated due to payments to suppliers being above budget, which resulted in an additional capital funding requirement.
4. Land acquisition for the development of storm water infrastructure was delayed due to development in the Flatbush area being delayed.

Auckland Council disclaims any liability whatsoever in connection with any action taken in reliance of this document for any error, deficiency, flaw or omission contained in it.

ISSN 2624-1935 (Print)
ISSN 2624-1943 (PDF)