

Te Poari ā-Rohe o Rodney  
Te Rīpoata ā-Tau 2021/2022

# Rodney Local Board

Annual Report 2021/2022



Volume  
**2.16**

## Mihi

Tēnā, ngā mihi te tukuna atu nei ki a koutou  
 e nga manawhenua  
 e kapekape tonu nei  
 i ngā ahikā roa e horapa mai nā  
 ki te taha whakararo o te tipua tāone nei  
 o Tāmaki Makaurau.  
 Kia pāorooro tēnei karere  
 mā runga i ō maunga whakahī.  
 Kia tīmata ake au i te Kumeū,  
 ka rere whakawaho ki te one tapu o Muriwai.  
 Kia hoki ake ki uta, ko Tauwhare ki te rāwhiti,  
 a Tarawera ki te raki,  
 ki te taha whakaroto  
 ko Tuhirangi rāua ko Te Atuanui  
 Kia kauhoe ngā mihi mā te moana  
 ki te Araparera  
 ko koe tēnā e Taranaki,  
 ka kapi ngā pou tauawhi i a te Kaipara  
 i hua ai te kōrero,  
 “E tupu i wīwī, i wāwā, tūria i te wera,  
 piri ki te rito o te rengarenga,  
 waiho me whakapakari ki te hua o te kawariki.”

Ināiane me māwhiti aku kupu ki Kaiwaka,  
 ki Pukekaroro ki te rāraunga o te tini i mate,  
 te aroha tonutia i muri nei.  
 Kia tahuri iho rā ia ki Matakana,  
 ko Tamahunga tērā e tū mai rā i te pae.  
 Ka hīkoi aku mihi mā ngā kāhiwi  
 kia heke iho ki te awa o Pūhoi  
 kia rere aku mihi ki te tuawhenua  
 i nohoa e te iti me te rahi.  
 Kia ū mai anō taku haere ki Huapai,  
 ā-tangata, ā-whenua.  
 Nō rātou te whiwhi, nō mātou te whiwhi,  
 kia kī ake ai tātou katoa,  
 “He rohenga tangata,  
 he iwi tōpuni,  
 mōwai tonu te whenua e takoto nei e.”

Our greetings and salutations to you  
 the mana whenua  
 who continue to tend  
 the historical fires that encompass  
 this great city  
 of Auckland.  
 May this message echo  
 across your noble mountains.  
 Let me begin at Kumeū  
 then turn outwards to the sacred sands of Muriwai.  
 I hook inward again where eastward, is Tauwhare,  
 to the north is Tarawera,  
 and inland stands  
 Tuhirangi and Atuanui.  
 Let this greeting travel the inland sea  
 to Araparera  
 where Taranaki  
 completes the guardians of the Kaipara,  
 who inspired the proclamation,  
 “People will grow here and there, upright in the heat,  
 hiding like the shoots of the rengarenga,  
 and maturing like the fruit of the kawariki.”

Now let my words cross to Kaiwaka  
 and Pukekaroro, the scene of past losses  
 that are still mourned today.  
 Turning then to Matakana,  
 where stands Tamahunga on the horizon.  
 Let this greeting follow the ridgeline  
 down to the Pūhoi River  
 where it can return inland to the valleys  
 where the original settlers came.  
 Our journey ends at Huapai,  
 of people, and land.  
 Their good fortune is our shared providence,  
 so, the axiom,  
 “The community  
 are people in communion,  
 and a calm lies over the land.”

## He kōrero mō tēnei rīpoata

### About this report

This annual report tells the story of how Auckland Council has performed in delivering services in the Rodney Local Board area from 1 July 2021 to 30 June 2022.

You can read about our progress, expenditure, service performance and challenges faced in 2021/2022. It's part of the wider annual reporting package for the Auckland Council Group and meets our Local Government Act 2002 obligations to report on our performance against agreed measures. It reports against the council's Long-term Plan 2021-2031 (10-year Budget 2021-2031) and the Rodney Local Board Agreement 2021/2022.

This report also reflects the local flavour of your area by profiling its population, people and council facilities. It features a story about a council or community activity that adds special value to the area and demonstrates how **together we're delivering for Auckland.**

#### CONTENTS

<b>Mihi</b> .....	<b>2</b>
<b>About this report</b> .....	<b>3</b>
<b>From the chairperson</b> .....	<b>4</b>
<b>Our local board</b> .....	<b>5</b>
<b>Our area</b> .....	<b>6</b>
<b>Performance report</b> .....	<b>8</b>
<b>Local flavour</b> .....	<b>15</b>
<b>Financial information</b> .....	<b>16</b>



Public toilet under construction in Wellsford.

# He kōrero mai i te heamana

## From the chairperson

On behalf of the Rodney Local Board, I am pleased to present our annual report for the 2021/2022 financial year.

The COVID-19 pandemic continues to hit Auckland Council hard financially, but despite the limitations on funding, we have still delivered on our core business of maintaining parks and community facilities, while doing an incredible job of delivering some significant upgrades to public toilets, parks and playgrounds.

This year's highlights include the Shoemith Domain playground redevelopment, the Wellsford Toilet rebuild, the renewal of infrastructure assets like the Omaha Beach boardwalks and the Scotts Landing Wharf seawall.

We invested in our environment by supporting initiatives like the Forestry Ambassador Programme which works with forestry block owners to provide materials and education on best practice to reduce sediment run-off into local waterways, and funding for pest management through the Restore Rodney East and Rodney West pest-free coordinators. These programmes have proved to be successful and we will continue to fund them for a further year.



**Phelan Pirrie**  
Chairperson, Rodney Local Board

COVID-19 also delayed the Warkworth Centre Plan but community engagement has begun and will continue into the next financial year. This is being developed in collaboration with Ngāti Manuhiri and I am excited to see what this plan will deliver.

Your local board has continued to focus on projects funded by the Rodney Local Board Transport Targeted Rate, which includes continued funding of bus services, delivery of footpaths and completion of the Warkworth Community Transport Hub.

Thank you to the many community groups, local business, council staff and fellow local board members who work tirelessly to achieve the best for Rodney. We look forward to this continuing in 2022/2023.

# Te Poari ā-Rohe o Rodney

## Rodney Local Board



### Your local board

(L to R) Vicki Kenny, Tim Holdgate, Colin Smith, Steven Garner, Beth Houlbrooke (Deputy Chairperson), Danielle Hancock, Phelan Pirrie (Chairperson), Brent Bailey, Louise Johnston.



50 Centreway Road, Orewa



09 301 0101



Open Monday-Friday, 8.30am-5pm  
Closed Saturday, Sunday and public holidays



rodneylboard@aucklandcouncil.govt.nz



Auckland Council  
Private Bag 92300, Auckland 1142







aucklandcouncil.govt.nz/rodney

# Ngā kaupapa me ngā whakapaipai ake






## Rodney projects and improvements

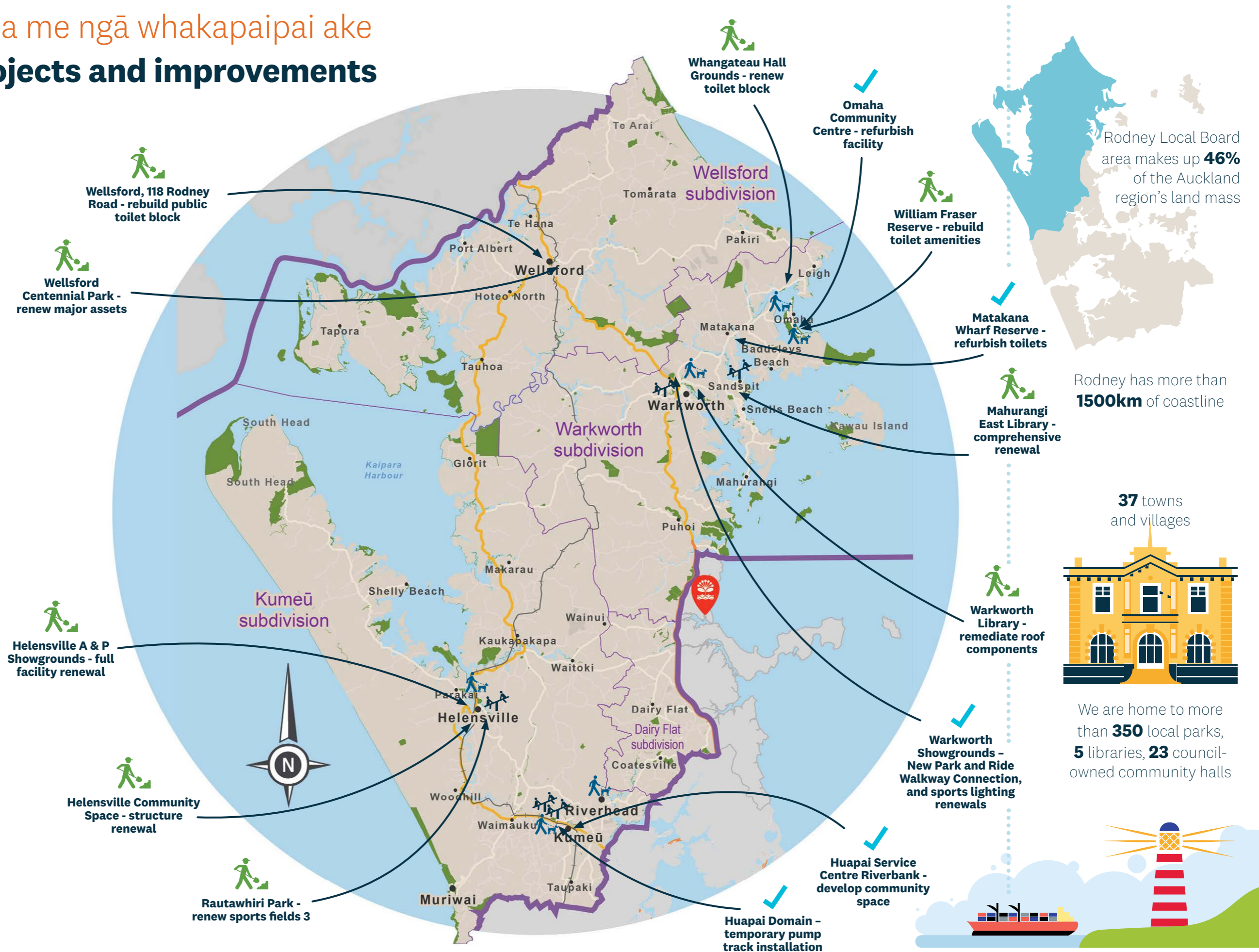
### KEY TO CURRENT AND PLANNED PROJECTS

-  **Delivered projects**
-  **Current projects**
-  **Current playground renewals**
-  **Current track renewals**

Data sources: Council Growth model i11v6 (August 2020). Statistics New Zealand 2018 Census.

### LEGEND

-  Local board office
-  Local Board Subdivision Boundary
-  Public open space (Unitary Plan)
-  Motorway
-  Major road
-  Arterial road
-  Medium road
-  Minor road



Rodney Local Board area makes up **46%** of the Auckland region's land mass

Rodney has more than **1500km** of coastline

**37** towns and villages



We are home to more than **350** local parks, **5** libraries, **23** council-owned community halls



























# Tā mātou pūrongo whakahaere mahi

## Our performance report

### Local community services

We delivered town centre revitalisation work at Warkworth and Helensville, continued with the Green Road master plan, and provided support to our rural halls and venues for hire to provide spaces for locals to meet and enjoy activities. We supported the Helensville Arts Centre (\$20,000) and Kumeū Arts Centre (\$40,000) with operational grants. We funded ecological volunteers who contributed to ecological outcomes across our area and provided funding for increased maintenance of street furniture in our town centres.

 <b>Achieved</b> Target has been met or exceeded	 <b>Substantially achieved</b> Target has not been met by a slim margin (+/-2%)	 <b>Not achieved</b> Target not achieved	<b>* Impacted by COVID-19</b> Measures favourably / unfavourably impacted by COVID-19
 <b>Progress made</b> Result improved from prior-year result	 <b>No change</b> No change from prior-year result	 <b>No improvements</b> Not improved from prior-year result	

Outcome	Year-on-year change	2022 Target	2022 Result	2021	2020	How did we perform	
<b>Provide safe, reliable and accessible social infrastructure for Aucklanders that contributes to placemaking and thriving communities</b>							
Percentage of Aucklanders that feel their local town centre is safe - day time			90%	84%	88%	89%	While the 2021/2022 result did not meet the target, the majority of comments noted that people generally felt safe. Comments in the residents survey noted that respondents felt unsafe during the day time due to a number of factors, including poor quality of footpaths, and a rise in petty crime.
Percentage of Aucklanders that feel their local town centre is safe - night time			54%	40%	53%	51%	Comments in the residents survey noted that respondents felt unsafe at night due to a number of factors, including poor quality of street lighting and footpaths, some recent incidents of break-ins and car thefts, and a lack of police presence.
<b>Utilising the Empowered Communities Approach, we support Aucklanders to create thriving, connected and inclusive communities</b>							
The percentage of Empowered Communities activities that are community led			65%	70%	67%	71%	
The percentage of Empowered Communities activities that build capacity and capability to assist local communities to achieve their goals			45%	70%	50%	19%	We committed additional funding to programmes that build strong and resilient communities and also delivered a compliance programme. This programme will continue in 2022/2023 and will look to build on work completed this year.
<b>We provide safe and accessible parks, reserves, beaches, recreation programmes, opportunities and facilities to get Aucklanders more active, more often<sup>1</sup></b>							
The percentage of park visitors who are satisfied with the overall quality of sportsfields			70%	66%*	79%	80%	The impact of Council's budget meant that the level of investment in playing surfaces in spring and autumn, and general capital works, was restrained from historical levels and from community expectations. In addition, COVID-19 impacts and lockdowns meant reduced service standards & unmaintained periods of the grounds. However low use meant the surfaces, once maintenance resumed, came through the winter better than a typical year.
The percentage of users who are satisfied with the overall quality of local parks			69%	63%*	81%	77%	The majority of respondents noted that the quality of local parks were wonderful, clean and safe. Comments also noted that playgrounds were great and that the level of maintenance has improved. Some park facilities such as playgrounds were not accessible to the public during the COVID-19 lockdowns and this could have had a negative impact on satisfaction levels.
The percentage of residents who visited a local park in the last 12 months			83%	81%	86%	84%	Although the target was not met, the result shows high use during COVID-19 lockdowns. Comments from the residents survey supported this as well.
<b>We showcase Auckland's Māori identity and vibrant Māori culture</b>							
The percentage of local programmes, grants and activities that respond to Māori aspirations			17%	21%	20%	17.0%	We exceeded the target thanks to strong relationships and a partnering approach with mana whenua which resulted in a high number of activities responding to Māori aspirations (37%). Arts and culture programmes had fewer programmes responding to Māori aspirations (5%). Our main arts partner delivered new activities aligned to Matariki during the year.
<b>We fund, enable, and deliver services, programmes, and facilities (art facilities, community centres, hire venues, and libraries) that enhance identity, connect people, and support Aucklanders to participate in community and civic life<sup>1</sup></b>							
The number of internet sessions at libraries (unique sessions over public computing or public WIFI networks)			130,200	70,715*	134,402*	152,111*	The COVID-19 pandemic and restrictions have significantly impacted internet sessions. To mitigate COVID-19-related health and safety risks, WIFI availability outside the library was removed at alert levels 3 and 4, and reduced during red traffic setting. WIFI offering is now back to normal. PC availability is still reduced to allow safe use and will return to normal at green setting. Assuming the COVID-19 outbreak eases next year, internet sessions should slowly recover as all restrictions are lifted and visitors return.

## Local community services cont'd

	Outcome	Year-on-year change	2022 Target	2022 Result	2021	2020	How did we perform
The percentage of local community services, programmes and facilities that are community led			Set baseline <sup>2</sup>	Not measured	New measure	New measure	
The percentage of arts, and culture programmes, grants and activities that are community led	●	—	90%	100%	100%	100%	All arts and culture programmes in Rodney were delivered by the two funded partners, resulting in 100 per cent of the programmes being community led. While the facilities respond to their own business plans and local demographic; council aims to assist in building capability to deliver in response to Toi Whītiki – the Arts and Culture Strategic Action Plan. Kumeū has seen an increase in population, and the Kumeū Arts Centre is ensuring they are reaching new audiences.
The percentage of art facilities, community centres and hire venues network that is community led	●	^	68%	68%	64%	64%	Warkworth Town Hall is now operated on an hybrid partnering model, where the Warkworth Restoration Community Trust has influence over the governance and direction of the facility but its day-to-day operations are Council's responsibility.
The number of participants for local community services, programmes, and facilities			Set baseline <sup>2</sup>	Not measured	New measure	New measure	
The number of participants in activities at art facilities, community centres and hire venues	●	∨	92,000	105,164*	123,201*	129,707*	COVID-19 disruptions (closures and gathering restrictions) have negatively impacted participants. However this board has continued to exceed the target for three consecutive years. Warkworth Town Hall, Wellsford Community Centre and Mahurangi East Community Centre were the top three contributors this year. The current target is likely too conservative and the local board could look at this being revised.
The number of visits to library facilities	●	∨	350,500	203,287*	303,790*	327,581*	The COVID-19 pandemic has significantly impacted visits this year. However, Auckland Libraries has offered alternative ways to access their services without visiting a library, such as e-collections, online resources, Click and Collect services at-the-door, WIFI outside our facilities, research and information services via phone and email, as well as virtual programming. Assuming the COVID-19 outbreak eases next year, the on-going Auckland Libraries benefit campaign and the fine amnesty, as well as re-opening of the borders, visits should slowly recover.
The percentage of customers satisfied with quality of local community services, programmes, and facilities			Set baseline <sup>2</sup>	Not measured	New measure	New measure	
The percentage of attendees satisfied with a nominated local community event			75%	Not measured*	Not measured	Not measured	Satisfaction survey methods require physical engagement with event attendees. The promotion of physical distancing to minimise risk at community events meant that satisfaction surveys were unable to be carried out this year.
Percentage of customers satisfied with the quality of library service delivery	●	∨	85%	95%	98%	97%	Our libraries continued to exceed the customer satisfaction target despite COVID-19 restriction. Frontline library staff ensured the customer experience was put first at all times.

1. Some level of service statements have been combined to reflect the council's move toward new and integrated ways of delivering services. All levels of service and performance measures from previous years are included. There is no intended change to the level of service provided to the community.

2. New measure - methodology under review to determine baseline. We are utilising the expertise of kaimahi who work with communities to ensure the definition encompasses the right mahi and is workable from a data capture perspective. A survey has been created to understand how many activities fit the proposed definition and will support creation of a baseline. Once we understand the scope of activities the next step is identifying the baseline targets. We are also looking at how we can utilise existing customer experience programmes to capture customer satisfaction. However, this requires us to understand the activities that need to be included as part of any customer experience survey.

## Local planning and development

We continued our support and engagement with North West Country Incorporated and One Mahurangi Business Association.

	Outcome	Year-on-year change	2022 Target	2022 Result	2021	2020	How did we perform
<b>We help attract investment, businesses and a skilled workforce to Auckland</b>							
The percentage of Business Associations meeting their Business Improvement District (BID) Partnership Programme obligations	●	—	100%	100%	100%	100%	North West Country Incorporated and One Mahurangi Business Association have complied with their BID Policy obligations.

## Local environmental management

The major highlight is our Healthy Harbours Riparian Restoration Fund, with \$232,000 allocated by the local board. This fund helps landowners and community groups protect and restore riparian margins by erecting fencing along waterways. We also supported other environmental projects such as Restore Rodney East and West coordinators, Pest Free Coatesville animal pest controls, Mahurangi College living classroom coordinator, Te Arai Shorebirds Trust coordinator, Forestry Ambassadors Programme, and Helensville construction and demolition waste minimisation programme.

	Outcome	Year-on-year change	2022 Target	2022 Result	2021	2020	How did we perform
<b>We work with Aucklanders to manage the natural environment and enable low carbon lifestyles to build resilience to the effects of climate change<sup>1</sup></b>							
The percentage of local low carbon or sustainability projects that have successfully contributed towards local board plan outcomes <sup>2</sup>	●		70%	100%	New measure	New measure	We successfully delivered one sustainability project this year.
The percentage of local water quality or natural environment improvement projects that have successfully contributed towards local board plan outcomes <sup>2</sup>	●		80%	100%	New measure	New measure	We successfully delivered seven natural environment and water quality projects this year.
The percentage of local waste minimisation projects that have successfully contributed towards local board plan outcomes <sup>2</sup>	●		70%	100%	New measure	New measure	We successfully delivered one waste minimisation project this year.

1. The level of service statement has been amended to include the growing focus on addressing climate change. There is no intended change to the level of service provided to the community.
2. New local environment services performance measures have been introduced to track the delivery performance of local projects that contribute towards specific environmental outcomes in the local board plans.

# He whakamārama mō ā mātou mahi whakahaere

## Our performance explained

### Local transport targeted rate

The Rodney Local Board Transport Targeted Rate was introduced in 2018/2019 and has continued since. The rate has collected \$17.6 million over its first four years and has seen further progress on the 10-year programme of work consulted on during the 2018-2028 Long-term Plan. For the year ended 30 June 2022, \$14.3 million was spent on bus services, bus stops, footpaths, and park and ride investigation, design and construction.

This has also supported the continuation of local bus services and routes that were started in 2018/2019:

- Wellsford to Warkworth (998 bus)
- Helensville to Hibiscus Coast Station via Kaukapakapa and Waitoki (128 bus)
- Westgate to Albany, via Riverhead and Coatesville (126 bus).

In May, Auckland Transport took over the funding for bus services on route 126 and route 998 that were established using the Rodney Local Board Transport Targeted Rate. This will free up approximately \$1.1 million per annum which can be used to fund additional public transport services. We will investigate the viability of four prospective new routes in the Kumeū, Dairy Flat and Warkworth subdivisions.

In previous years, targeted rate funding has been allocated to 22 footpath enhancements across the local board area. In May 2022, the local board approved an additional \$7.68 million for investigation, design and construction of 12 new footpaths and an additional \$1.57 million to complete detailed design and construction of the Rodney Street footpath in Wellsford.

▼ The new Warkworth Community Transport Hub funded through the Rodney Local Board Transport Targeted Rate.



# Te āhuatanga ā-rohe Local flavour

## New ways to play

### Bringing together environmental resources in Rodney

Conservation groups are teaming up and developing resources aimed at our natural environment, all helped by the Rodney Local Board.

Going predator free in the Kaipara has been given a boost with the appointment of two part-time Rodney West co-ordinators who are working with volunteer groups in Helensville, Kumeū-Huapai, South Head, Waimauku and Muriwai.

Investing in co-ordinators is paying dividends with the predator-free network and corridors expanding, more traps and trap lines being laid, new volunteer groups set up, and relationships developing with local business.

For the first time, community conservation groups could meet, share and collaborate at the Rodney West Festival held in Muriwai.

A new project - Manu in the Ville - harnessed local carpentry talent and volunteers to build over 90 traps from recycled and donated timber. South Kaipara Landcare has supported the group with rat traps for a trap line at the Helensville River Walkway. Traps can be bought for home use with the money going towards more traps and bait for the project.

Highlights include expanding the Predator Free Muriwai network, supporting South Kaipara Landcare with more traps and establishing the new Pest Free Kumeū-Huapai group better known as Pest Freek.

Likewise, Restore Rodney East is forging ahead in the area from Puhoi to Te Arai. This community-led initiative consists of a convening group made up of representatives from 11 conservation groups and a

facilitator funded by the local board. They support over 40 locally based environmental groups to realise their full potential by helping them overcome common challenges.

In spite of COVID-19 restrictions limiting community engagement, they launched a website and social media pages and planned newspaper advertorials for a local newspaper to share information, showcase projects and attract new volunteers.

Community groups received over 250 traps and access to handy resources such as trail cameras and other tools. There were animal pest control seminars and information evenings, culminating in a celebration at Warkworth to recognise the volunteers' hard work over the past year.



▲ Compliance wardens Michael Murray and Sam Phoenixia raise awareness about a range of issues, with a strong focus on community safety and protecting the environment.



# Te tahua pūtea

## Funding impact statement

Financial year ending 30 June 2022


\$000s	Notes	Actual 2021/2022	Annual Plan 2021/2022*	Annual Plan 2020/2021
<b>Sources of operating funding:</b>				
General rates, UAGCs, rates penalties		19,573	19,573	19,612
Targeted rates		301	314	315
Subsidies and grants for operating purposes		2	9	5
Fees and charges		135	142	140
Local authorities fuel tax, fines, infringement fees and other receipts	1	344	515	566
<b>Total operating funding</b>		<b>20,355</b>	<b>20,553</b>	<b>20,638</b>
<b>Applications of operating funding:</b>				
Payments to staff and suppliers	2	13,565	16,247	16,513
Finance costs		1,285	1,283	1,368
Internal charges and overheads applied		2,960	2,880	1,775
Other operating funding applications		0	0	0
<b>Total applications of operating funding</b>		<b>17,810</b>	<b>20,410</b>	<b>19,656</b>
<b>Surplus (deficit) of operating funding</b>		<b>2,545</b>	<b>143</b>	<b>982</b>
<b>Sources of capital funding:</b>				
Subsidies and grants for capital expenditure		0	0	0
Development and financial contributions		0	0	0
Increase (decrease) in debt		6,713	9,294	3,364
Gross proceeds from sale of assets		0	0	0
Lump sum contributions		0	0	0
Other dedicated capital funding		0	0	0
<b>Total sources of capital funding</b>	3	<b>6,713</b>	<b>9,294</b>	<b>3,364</b>
<b>Application of capital funding:</b>				
Capital expenditure:				
- to meet additional demand		2,278	1,545	516
- to improve the level of service		280	623	1,039
- to replace existing assets		6,700	7,269	2,790
Increase (decrease) in reserves		0	0	0
Increase (decrease) in investments		0	0	0
<b>Total applications of capital funding</b>		<b>9,258</b>	<b>9,437</b>	<b>4,346</b>
<b>Surplus (deficit) of capital funding</b>		<b>(2,545)</b>	<b>(143)</b>	<b>(982)</b>
<b>Funding balance</b>		<b>0</b>	<b>0</b>	<b>0</b>

**Variance explanation Actual 2021/2022 to Annual Plan 2021/2022\***

- Local authorities fuel tax, fines, infringement fees and other receipts were below plan due to a decline in commercial rental revenue resulting from COVID-19 restrictions. Although COVID-19 restrictions have eased, commercial rental revenue is not expected to increase to planned levels until 2023.
- Payments to staff and suppliers were below plan mainly due to lower than budgeted levels of maintenance and repairs of local parks, open spaces, facilities and sports fields during the COVID-19 lockdown period. Although restrictions eased in the second half of the financial year, the continued presence of COVID-19 in the community resulted in it being difficult to get contractors, and therefore planned maintenance remained lower than planned.
- Payments to staff and suppliers were lower than planned. This resulted in a funding surplus which meant that less debt funding was required than was planned.

\* Same target as the Year 1 of the Long-term Plan 2021-2031 (10-year Budget 2021-2031).

Omeru Scenic Reserve upgrade ►





Atiu Creek Regional Park

Auckland Council disclaims any liability whatsoever in connection with any action taken in reliance of this document for any error, deficiency, flaw or omission contained in it.

ISSN 2624-2117 (Print)  
ISSN 2624-2125 (PDF)