

2023 Auckland Plan Annual Scorecard

Overview

The Auckland Plan 2050 is a 30-year spatial plan for Auckland adopted in June 2018 and refreshed in 2022. It provides broad direction to guide Auckland's growth and development while delivering on the six outcomes and the Development Strategy contained within the plan.

Effective monitoring is fundamental to the successful implementation of the Auckland Plan 2050. It enables us to track progress and provides an ongoing evidence base to align our implementation and regulatory plans and funding programmes.

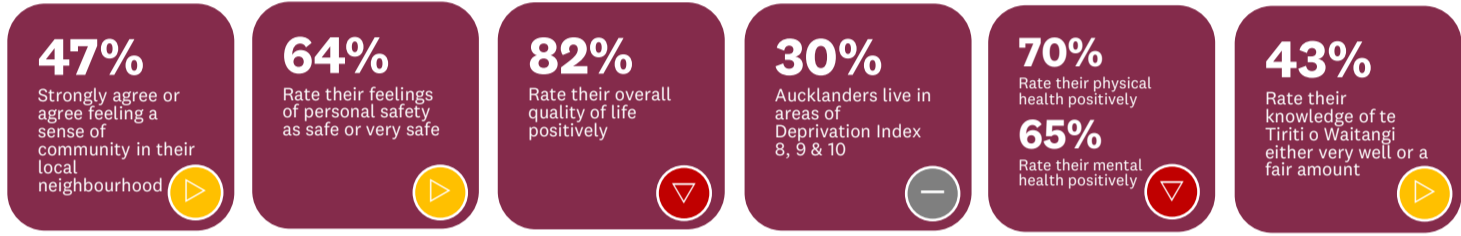
The Auckland Plan Annual Monitoring Report uses 33 measures for tracking progress against the outcomes in the Auckland Plan 2050. This is a high-level analysis of the trends. More detailed analysis is carried out as part of the Three Yearly Progress Report. The latest report was received by the Planning Environment and Parks Committee in March 2022 (and is available on the Auckland Plan website www.aucklandplan.govt.nz in the measuring progress

section).

This Annual Monitoring Report uses the latest data available as of June 2023. The breadth of the Auckland Plan 2050 outcomes requires the annual monitoring report to use metrics and data sources which vary in terms of their availability and frequency. This means that there will not be updates for all measures.

Auckland Plan Outcomes

Belonging and Participation



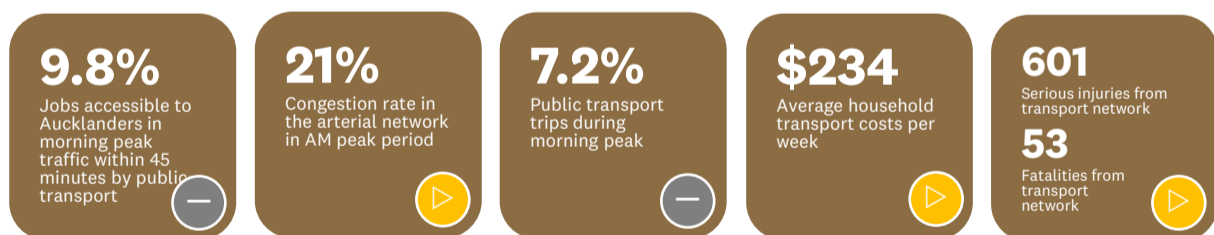
Māori Identity and Wellbeing



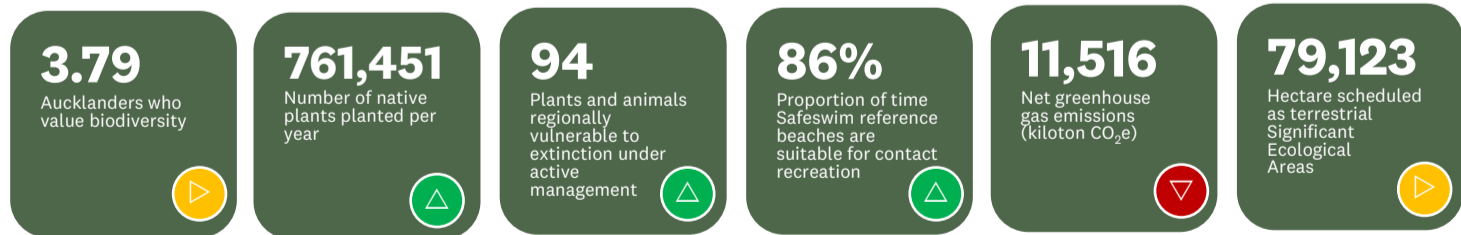
Homes and Places



Transport and Access



Environment and Cultural Heritage



See note below

Opportunity and Prosperity



A sample of sub-measures are shown here that made up the six Environment and Cultural Heritage measures:

- People's treasuring and stewardship of the natural environment and cultural heritage
- Active management of priority native habitats
- Active management of threatened native plants and animals
- Marine and freshwater quality
- Air quality and greenhouse gas emissions
- Statutory protection of environment and cultural heritage

Please refer to the full report for further information.

- ▲ Positive trend
- ▶ No significant change
- ▼ Negative trend
- No trend yet