

**Te Tahua Pūtea Mate Ohotata
2020/2021**

Emergency Budget

2020/2021 Annual

Budget 2020/2021

Te Poari ā-Rohe o Franklin
Franklin Local Board



*Together we can
recover stronger.*

Volume
2
Extract

Ko ngā pārongo me ngā whakaetanga a ngā poari ā-rohe
Local Board information and agreements



Mihi

Tērā tō waka te hoea ake e koe i te moana o te Waitematā kia ū mai rā ki te ākau i Ōkahu.
Let your canoe carry you across the waters of the Waitematā until you make landfall at Ōkahu.

Ki reira, ka mihi ake ai ki ngā maunga here kōrero,
There, to greet the mountains, repository of all that has been said of this place,
ki ngā pari whakarongo tai,
there to greet the cliffs that have heard the ebb and flow of the tides of time
ki ngā awa tuku kiri o ōna mana whenua, ōna mana ā-iwi
and the rivers that cleansed the forebears of all who came,
taketake mai, tauwi atu
those born of this land and the newcomers among us all.

E koro mā, e kui mā i te wāhi ngaro, ko Tāmaki Makaurau tā koutou i whakarere iho ai,
To all who have passed into realms unseen, Auckland is the legacy you leave to those who follow,

ki ngā reanga whakaheke, ki ngā uri whakatupu - ki tō iti, ki tō rahi.
your descendants - the least, yet, greatest part of you all.

Tāmaki - makau a te rau, murau a te tini, wenerau a te mano.
Auckland - beloved of hundreds, famed among the multitude, envy of thousands.

Kāhore tō rite i te ao.
You are unique in the world.

Tō ahureinga titi rawa ki ngā pūmanawa o mātou kua whakakāinga ki roto i a koe.
Your beauty is infused in the hearts and minds of those of us who call you home.

Kua noho mai koe hei toka herenga i ō mātou manako katoa.
You remain the rock upon which our dreams are built.

Kua ūhia nei mātou e koe ki te korowai o tō atawhai,
You have cloaked us in your care,

ki te āhuru o tō awahi,
taken us into the safety of your embrace,

ki te kuku rawa o tō manawa.
to the very soul of your existence.

He mea tūturu tonu tō whakairihia, hei tāhuhu mō te rangi e tū iho nei,
It is only right that you are held in high esteem,

hei whāriki mō te papa e takoto ake nei
the solid ground on which all can stand.

Kia kōpakina mātou e koe ki raro i te whakamarumarū o āu manaakitanga.
You bestow your benevolence on us all.

E te marae whakatutū puehu o te mano whāioio,
The hive of industry you have become

e rokohanga nei i ngā muna, te huna tonu i ō whāruarua
motivates many to delve the undiscovered secrets of your realm,

i ngā hua e taea te hauhake i ō māra kai,
the fruits that can still be harvested from your food stores

i ngā rawa e āhei te kekerihia i ō pūkorō.
and the resources that lie fallow in your fields.

Te mihia nei koe e mātou.
We thank you.

Tāmaki Makaurau, ko koe me tō kotahi i te ao nei, nōku te māringanui kia mōhio ki a koe,
Auckland you stand alone in the world, it is my privilege to know you,

kia miria e te kakara o te hau pūangi e kawē nei i ō rongō.
to be brushed by the gentle breeze that carries the fragrance of all that is you.

Ka whītiki nei au i taku hope ki ngā pepehā o onamata, ki ōku tūmanako mō āpōpō
And so, I gird myself with the promises of yesteryear, my hopes for tomorrow

me ōku whakaritenga kua tutuki mō te rā nei.
and my plans for today.

Tāmaki Makaurau, tukuna tō wairua kia rere.
Auckland let your spirit soar.

How this document is arranged

This document is an excerpt of Auckland Council’s plan for delivering services and building infrastructure during the 2020/2021 financial year, the third year of the council’s 10-year Budget 2018-2028 (Long-term Plan or LTP).

The complete annual budget has two separate volumes. To find out information on a particular area of the council’s work or services, you will need to look in the appropriate volume.

Public consultation ran during February and March 2020. This involved feedback events across the Auckland region.

Due to the impact of the COVID-19 pandemic Auckland Council held an additional consultation on the Emergency Budget 2020/2021 which ran during May and June 2020. Due to the changing alert levels in New Zealand, the consultation process ran differently to previous consultations. This involved holding online webinars and offered the option to give feedback by phone. Both written and digital feedback were also encouraged.

A record-breaking 34,915 pieces of feedback were received from the second round of feedback. Together with the first round, a total of 39,665 pieces of feedback were received on this budget. For a summary of the key decisions please visit aucklandcouncil.govt.nz/annual-budget-2020-2021

This plan was adopted by the Governing Body on 30 July 2020.

Finding your way around the volumes:

Volume
1

Volume 1: Our plan for 2020/2021

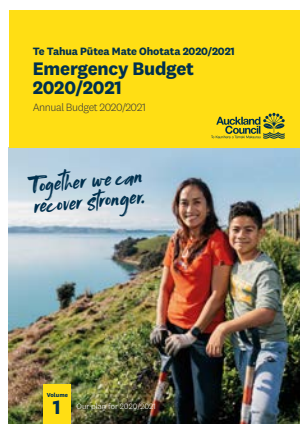
Part One contains our plan for 2020/2021, including a message from the Mayor, the impact of our twin budget challenges, key developments across the Auckland region, and information regarding Māori identity and wellbeing.

Part Two contains the budgets for our key activities, including the services, investment and savings planned to be delivered.

Part Three contains the financial overview for our organisation as a whole, prospective financial statements for 2020/2021, rating policy overview, prospective funding impact statement and other key financial information.

Part Four contains the summary of the Tūpuna Maunga Authority Operational Plan 2020/2021.

Part Five contains the structure of and contact information for the council, a glossary of terms and key word index.



Volume
2

Volume 2: Local Board information and agreements

Part One provides information on local boards and a summary of planned expenditure for 2020/2021.

Part Two contains a local board agreement (outlining local activity initiatives and budgets for 2020/2021), for each of the 21 local boards.

Part Three contains the Decision-making responsibilities of Auckland Council's Governing Body and Local Boards.

Part Four contains a glossary of terms and key word index.



Wāhanga tuatahi: Te tirohanga whānui a ngā Poari ā-rohe


1.1 Local board overview

SHARED GOVERNANCE MODEL

The Governing Body (Mayor and 20 councillors)



- Focus on big picture and Auckland-wide issues
- Develop Auckland-wide strategies and plans
- Decision making of regulatory activities such as bylaws, licencing, inspection and animal management



21 local boards (Chairperson and local board members)

- Represent local communities
- Provide local leadership
- Make decisions on local issues and activities
- Allocate local discretionary funding such as community grants and events
- Input to regional strategies and plans
- Advocate to the Governing Body and CCOs on behalf of local communities

Introduction

Auckland Council has a unique model of local government in New Zealand, comprising the Governing Body (made up of the mayor and 20 ward councillors) and 21 local boards. The Governing Body focuses on Auckland-wide issues while local boards are responsible for decision making on local issues, activities and services and providing input into regional strategies, policies and plans. Together, this is a shared governance model where decisions can be made both regionally and locally. Part of our response to the Emergency Budget has been to work closely with our 21 local boards to develop and agree an Emergency Budget.

Local board decision-making comes from three sources:

1. **Legislation** – local boards are responsible for activities such as community engagement, preparing local board plans, agreeing and monitoring local board agreements, proposing local bylaws and communicating local views to the Governing Body on regional strategies, policies, plans and bylaws.
2. **Allocation of decision-making for non-regulatory activities** – the Governing Body has allocated decision-making responsibility for certain non-regulatory activities to local boards. Local boards make decisions on, and have oversight of, a broad range of local activities such as local parks, libraries, events, recreational facilities and community activities. Please see Volume 2, Part Three for the Allocation of decision-making responsibilities for non-regulatory activities.
3. **Delegation of decision-making responsibilities** – the Governing Body may delegate responsibility for some regulatory activities to local boards and Auckland Transport may delegate some decision-making responsibilities to local boards. Please see Volume 2, Part Three for the list of delegated responsibilities to local boards.

1.2 Developing local priorities

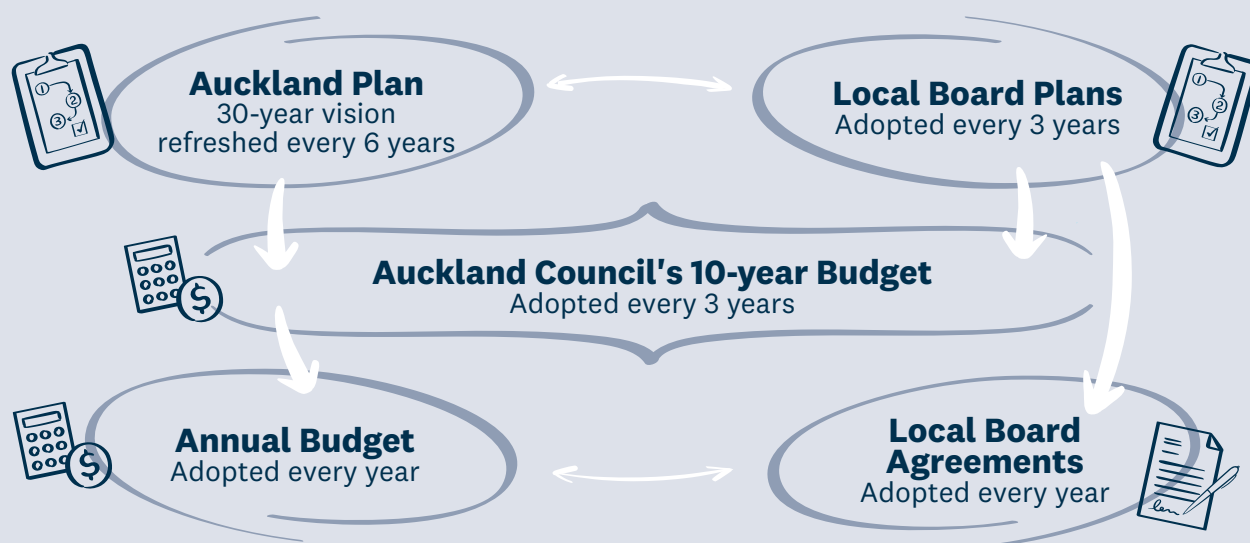
Local board plans are strategic documents that set the direction for local boards and also inform the 10-year Budget (long-term plan). Reflecting community priorities and preferences, the plans are developed every three years to guide local board activity, funding and investment decisions. They also influence local board input into regional strategies and plans.

A key role of local board plans is to provide a basis for developing local board agreements. Every year, a local board agreement is developed between the Governing Body and each local board. It agrees the delivery and

funding of local activities and intended levels of service for the year. The agreement takes into account local board plan priorities, but must also reflect Governing Body decisions such as Auckland-wide priorities, budget constraints and trade-offs across all council activities. Each local board also agrees annual work programmes in line with their local board agreement.

Local Board Agreements for 2020/2021 have been adopted by local boards and agreed by the Governing Body and are set out in Volume 2, Part Two of this document.

Diagram 1: The relationship between Auckland Council plans and agreements.



Local activities

Local boards have decision-making responsibility for a range of activities:

- Local Community Services
- Local Planning and Development

- Local Environmental Management
- Local Governance.

Local board agreements outline the key initiatives and funding for the 2020/2021 financial year, for each activity area.

1.3 Funding

Auckland Council has a shared governance model for making decisions on local activities. Under the Local Board Funding Policy, funding is allocated to local boards to deliver local services, through the following methods:

1. **Asset based services** - the Governing Body allocates funds to deliver local activities based on decisions about region-wide service levels. This includes allocation of funds for local asset-based services, such as building a new swimming pool or library.
2. **Locally driven initiatives** – an allocation is based on a formula applied to each local board, with the exception of Great Barrier and Waiheke Local Boards, who agree funding requirements with the Governing Body on an annual basis.

3. **Governance services** – an allocation is based on the number of elected members and associated administrative costs for each local board.

There is also a discretionary capital expenditure fund for local boards. This totals over \$10 million per annum across all 21 local boards, to be managed in three-year periods.

The total planned expenditure for local activities across all 21 local boards over the 2020/2021 financial year is shown in the following table. The budgets for each local board are listed within the individual local board agreements in this volume.

Expenditure for all local board areas for 2020/2021 by local board

\$000 FINANCIAL YEAR ENDING 30 JUNE	ANNUAL PLAN 2019/20	LTP 2020/21	ANNUAL PLAN 2020/21
GROSS CAPITAL EXPENDITURE			
Albert-Eden	7,586	9,179	2,113
Devonport-Takapuna	10,528	6,603	4,923
Franklin	7,378	7,725	5,782
Great Barrier	776	314	351
Henderson-Massey	9,376	11,657	7,303
Hibiscus and bays	8,980	5,528	4,565
Howick	15,155	20,735	1,529
Kaipātiki	8,835	9,486	6,557
Māngere-Ōtāhuhu	13,062	10,048	2,864
Manurewa	6,181	4,357	1,710
Maungakiekie-Tāmaki	13,162	7,095	2,764
Orākei	6,621	2,694	2,116
Ōtara-Papatoetoe	15,474	7,308	7,818
Papakura	6,552	3,883	3,870
Puketāpapa	4,447	1,762	2,407
Rodney	8,658	5,586	4,346
Upper Harbour	3,225	5,971	1,179
Waiheke	1,888	1,008	1,142
Waitākere Ranges	4,236	1,778	1,112
Waitematā	8,172	8,297	5,990
Whau	6,901	44,029	2,747
	167,193	175,043	73,188

\$000 FINANCIAL YEAR ENDING 30 JUNE	ANNUAL PLAN 2019/20	LTP 2020/21	ANNUAL PLAN 2020/21
GROSS OPERATING EXPENDITURE			
Albert-Eden	12,623	11,300	22,479
Devonport-Takapuna	12,283	11,125	16,723
Franklin	11,363	9,788	15,159
Great Barrier	2,564	1,974	3,479
Henderson-Massey	24,322	23,829	28,359
Hibiscus and bays	16,931	15,838	20,718
Howick	23,741	23,023	27,465
Kaipātiki	17,717	17,174	19,201
Māngere-Ōtāhuhu	17,133	14,393	19,291
Manurewa	13,753	12,830	16,246
Maungakiekie-Tāmaki	12,938	11,848	14,840
Orākei	11,420	10,455	13,452
Ōtara-Papatoetoe	17,199	15,509	18,739
Papakura	10,411	9,115	11,949
Puketāpapa	8,977	8,576	10,796
Rodney	14,076	13,163	19,042
Upper Harbour	12,112	11,529	13,594
Waiheke	4,528	3,896	7,294
Waitākere Ranges	10,065	8,800	9,485
Waitematā	25,749	23,652	29,157
Whau	14,895	11,687	15,084
	294,800	269,504	352,552*

Budgets include inflation, interest and depreciation, and exclude corporate overheads.

*The increase in operational expenditure is due to reallocation of maintenance costs to local boards as a result of improved asset data aligning costs with the correct location.

Te Poari ā-Rohe o Franklin

2.4 Franklin Local Board

The local board agreement outlined in this document reflects how we plan to support these outcomes through agreed activities in the 2020/2021 financial year. In addition, each local board carries out responsibilities delegated by the Governing Body in accordance with the delegated power, and with the general priorities and preferences in the local board plan.

Franklin Local Board Agreement 2020/2021

Priorities by activity area

This section sets out Auckland Council’s 2020/2021 funding priorities for local activities in the Franklin local board area.

Each local activity sets out the community outcomes, levels of service, performance measures and targets.

Local Community Services

Local community services is a broad activity area, which includes:

- supporting local arts, culture, events, sport and recreation
- providing grants and partnering with local organisations to deliver community services
- maintaining facilities, including local parks, libraries and halls.

Our annual budget to deliver these activities includes operating costs of \$12,805,230 and capital investment of \$5,782,020.

The key initiatives planned for 2020/2021 include:

- continue to progress the Franklin Local Māori Responsiveness Plan
- continue to support local community empowerment and resilience through local grants, the Arts Broker programme, the community-led placemaking and

safety programme and the events partnership fund

- noting current budget constraints, continue to deliver local park and recreational facility renewal projects so that they adequately accommodate current use and anticipate future needs and continue to advocate for planned growth related projects e.g. developments at Karaka Sports Park, Karaka and Te Puru, Beachlands.

The local community services initiatives contribute to the following outcomes in the Franklin Local Board Plan:

- Outcome 1: A well-cared for natural environment.
- Outcome 4: Growth is dealt with effectively.
- Outcome 5: Communities feel ownership and connection to their area.

Levels of Service

This table sets out performance measures, with the level of service statement in blue.

PERFORMANCE MEASURE	ANNUAL PLAN TARGET 2019/20	ANNUAL PLAN TARGET 2020/21
We provide library services and programmes that support Aucklanders with reading and literacy, and opportunities to participate in community and civic life		
The number of internet session at libraries (unique sessions over public computing or public WIFI networks) (million)	0.16	0.16
The number of visits to library facilities (million)	0.28	0.23
Percentage of customers satisfied with the quality of library service delivery	85%	85%

PERFORMANCE MEASURE	ANNUAL PLAN TARGET 2019/20	ANNUAL PLAN TARGET 2020/21
We fund, enable and deliver community events and experiences that enhance identity and connect people		
The percentage of attendees satisfied with a nominated local community event	75%	75%
The number of attendees at Council-led community events	3,100	3,100
We fund, enable and deliver arts and culture experiences that enhance identity and connect people		
The percentage of arts and culture programmes, grants and activities that are community led	52%	52%
Utilising the Empowered Communities Approach we support Aucklanders to create thriving, connected and inclusive communities		
The percentage of Empowered Communities activities that are community led	40%	55%
The percentage of Empowered Communities activities that build capacity and capability	45%	55%
Provide safe, reliable and accessible social infrastructure for Aucklanders that contributes to placemaking and thriving communities		
Percentage of Aucklanders that feel their local town centre is safe – day time	67%	80%
Percentage of Aucklanders that feel their local town centre is safe – night time	12%	25%
We provide community centres and hire venues that enable Aucklanders to run locally responsive activities, promoting participation, inclusion and connection		
The number of participants in activities at community centres and hire venues	242,703	243,000
The percentage of community centres and hire venues network that is community led	71%	71%
We provide recreation programmes, opportunities and facilities to get Aucklanders more active, more often		
The percentage of park visitors who are satisfied with the overall quality of sportsfields	74%	74%
The customers' Net Promoter Score for Pool and Leisure Centres	10	10
We provide safe and accessible parks, reserves and beaches		
The percentage of users who are satisfied with the overall quality of local parks	71%	71%
The percentage of residents who visited a local park in the last 12 months	76%	76%
We showcase Auckland's Māori identity and vibrant Māori culture		
The percentage of local programmes, grants and activities that respond to Māori aspirations	12%	14%

Local Planning and Development

These activities cover improvements to town centres, the local street environment as well as local environment and heritage protection. They also include working with business and community associations to improve local economic development and employment initiatives.

Our annual operating budget to deliver these activities is \$992,422.

The key initiatives planned for 2020/2021 include e:

- support for local economic recovery from the effects of COVID-19 by funding a Local Economic Development Broker to facilitate local access to business development resources and support business in leveraging from opportunities

- continued support for delivery of a whanau-based youth employment skills development programme through Waiuku-based Te Ara Rangatahi
- development of Hūnua Trail business and community leverage activities.

The local planning and development activity, including the key initiatives contribute to the following outcomes in the Franklin Local Board Plan:

- Outcome 2: A thriving local economy.
- Outcome 4: Growth is dealt with effectively.
- Outcome 5: Communities feel ownership and connection to their area.

Levels of Service

This table sets out performance measures, with the level of service statement in blue.

PERFORMANCE MEASURE	ANNUAL PLAN TARGET 2019/20	ANNUAL PLAN TARGET 2020/21
We help attract investment, businesses and a skilled workforce to Auckland		
The percentage of Business Associations meeting their Business Improvement District (BID) Partnership Programme obligations	100%	100%

Local Environmental Management

Local boards work in partnership with local communities and iwi to deliver projects and programmes to improve local environments. Our focus is on indigenous biodiversity, healthy waterways and sustainable living.

These activities include stream restoration, waste minimisation programmes, supporting environmental volunteers and partnering with schools to provide a range of environmental initiatives.

Our annual operating budget to deliver these activities is \$244,050.

The key initiatives planned for 2020/2021 include:

- continued funding for community-led pest initiatives on rural villages adjacent to forested and coastal areas such as Whitford, Hūnua, Karaka, Clarks Beach and on the Awhitu Peninsula

- continued funding of established, community-led waterway restoration projects such as the Wairoa River, Awakura and Papakura Stream restoration projects and a continued participation in the Manukau Harbour Forum
- continued funding of waste minimisation initiatives through Waiuku Zero Waste.

The local environmental management activity and key initiatives contribute to the following outcomes in the Franklin Local Board Plan:

- Outcome 1: A well-cared for natural environment.
- Outcome 4: Growth is dealt with effectively.
- Outcome 5: Communities feel ownership and connection to their area.

Levels of Service

This table sets out performance measures, with the level of service statement in blue.

PERFORMANCE MEASURE	ANNUAL PLAN TARGET 2019/20	ANNUAL PLAN TARGET 2020/21
We manage Auckland's natural environment		
The proportion of local programmes that deliver intended environmental actions and/or outcomes	100%	80%

Local Governance

Activities in this group support our 21 local boards to engage with and represent their communities and make decisions on local activities. This support includes providing strategic advice, leadership of the preparation of local board plans, support in developing local board agreements, community engagement including relationships with mana whenua and Māori communities, and democracy and administrative support.

The measures for this group of activities are covered under the Regional Governance group of activities in the Long-term Plan 2018-2028 which determine participation with Auckland Council decision-making in general. This includes local decision-making. There are no significant changes to the measures or targets for 2020/2021.

Our annual operating budget to deliver these activities is \$1,117,186.

Te tahua pūtea

Funding impact statement

This prospective funding impact statement has been prepared to meet the requirements of Section 21 (5) of the Local Government (Auckland Council) Act 2009. It covers the year from 1 July 2020 to 30 June 2021 and outlines the council's sources of funding for local activities in this local board area and our plan to apply them.

For the period ended 30 June 2020.

\$000 FINANCIAL YEAR ENDING 30 JUNE	ANNUAL PLAN 2019/20	ANNUAL PLAN 2020/21
Sources of operating funding:		
General rates, UAGCs, rates penalties	11,835	14,720
Targeted rates	583	592
Subsidies and grants for operating purposes	6	6
Fees and charges	292	233
Local authorities fuel tax, fines, infringement fees and other receipts	26	775
Total operating funding	12,742	16,326
Applications of operating funding:		
Payment to staff and suppliers	10,267	14,274
Finance costs	1,074	866
Internal charges and overheads applied	1,381	1,175
Other operating funding applications	0	0
Total applications of operating funding	12,722	16,315
Surplus (deficit) of operating funding	20	11
Sources of capital funding:		
Subsidies and grants for capital expenditure	0	0
Development and financial contributions*	0	0
Increase (decrease) in debt	7,358	5,771
Gross proceeds from sale of assets	0	0
Lump sum contributions	0	0
Other dedicated capital funding	0	0
Total sources of capital funding	7,358	5,771
Application of capital funding:		
Capital expenditure:		
- to meet additional demand	912	541
- to improve the level of service	1,182	712
- to replace existing assets	5,284	4,528
Increase (decrease) in reserves	0	0
Increase (decrease) in investments	0	0
Total applications of capital funding	7,378	5,782
Surplus (deficit) of capital funding	(20)	(11)
Funding balance	0	0

Auckland Council disclaims any liability whatsoever in connection with any action taken in reliance of this document for any error, deficiency, flaw or omission contained in it.

© 2020 Auckland Council
Emergency budget 2020/2021.
Volume 2: Local board information and agreements